

Job Vacancies — February 2024

ABS Release: Job Vacancies, Australia



Publication Release Date: 28 March 2024 | Next Release Date: 27 June 2024

Job vacancies increased 1.0 per cent in the three months to February 2024.

Job vacancies in **the ACT** increased by 1.0 per cent over the quarter to February 2024 to 8,700 vacancies. The number of vacancies declined in the public sector (-12.3 per cent) but increased in the private sector (7.1 per cent). Through the year, job vacancies in the ACT decreased by 24.2 per cent although remain above their pre-pandemic level in February 2020 (31.1 per cent). The proportion of businesses reporting at least one vacancy decreased to 12.3 per cent in February 2024 from 12.8 per cent in November 2023.

Nationally, seasonally adjusted job vacancies decreased by 6.1 per cent over the three months to February 2024. Although this is the seventh consecutive quarterly decrease since the historical peak in May 2022, the level of job vacancies in February 2024 were 59.8 per cent higher than their pre-pandemic level in February 2020. Through the year to February, job vacancies in Australia decreased by 17.7 per cent. The percentage of businesses reporting at least one vacancy also fell from 19.7 per cent in November 2023 to 18.3 per cent in February 2024.

The ABS noted that “the strongest quarterly percentage falls were in Arts and recreation services (-33.2 per cent) and Public administration and safety (-20.2 per cent)”, while “the strongest percentage rises were in Rental, hiring and real estate (20.7 per cent) and Financial and insurance services (17.9 per cent)”

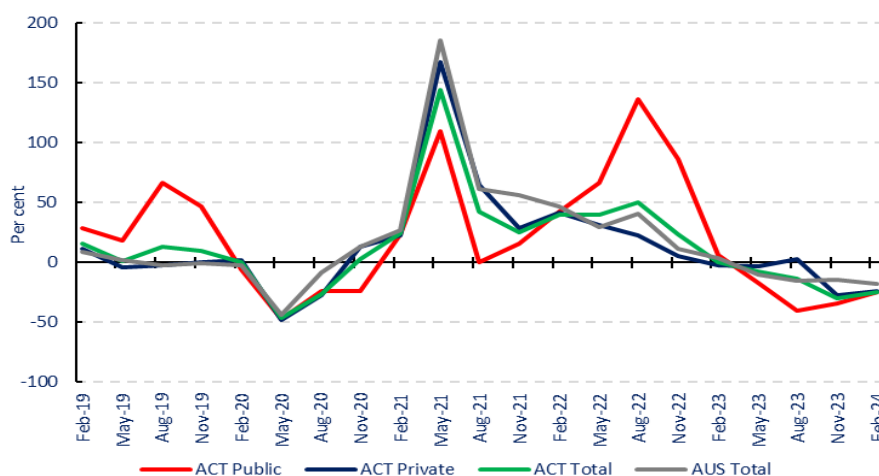
Job Vacancies, ACT and Australia, February 2024

	Job Vacancies ('000)			Change (%)	
	Feb-23	Nov-23	Feb-24	Quarterly	Through the year ¹
<u>ACT - Original</u>					
Public	3.2	2.7	2.4	-12.3	-24.6
Private	8.3	5.9	6.3	7.1	-24.1
Total	11.5	8.6	8.7	1.0	-24.2
<u>Australia – Seasonally Adjusted</u>					
Public	47.0	42.7	40.1	-6.1	-14.6
Private	395.3	344.7	323.7	-6.1	-18.1
Total	442.3	387.4	363.8	-6.1	-17.7

Source: ABS Release: Job Vacancies, Australia

Note: Estimates may not add due to rounding.

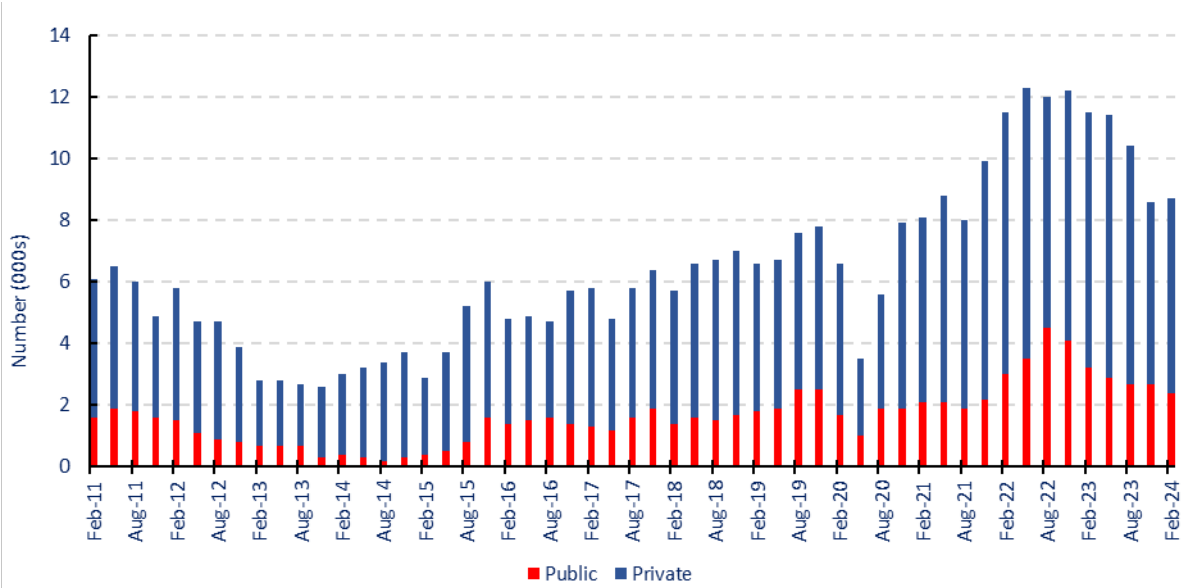
Through the Year Growth in Job Vacancies, ACT (Original) and Australia (Seasonally Adjusted)



Source: ABS: Job Vacancies, Australia

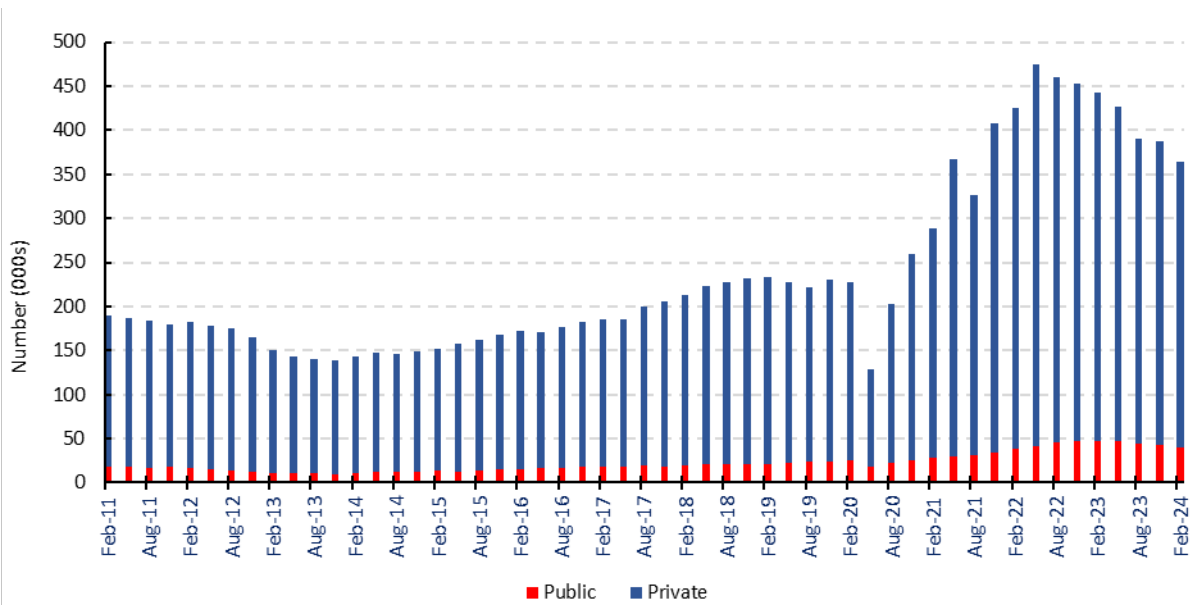
¹ Through the year is the percentage change from the same period in the previous year.

Number of Job Vacancies, Original data, ACT



Source: ABS: Job Vacancies, Australia

Number of Job Vacancies, Original data, Australia



Source: ABS: Job Vacancies, Australia