



Australian
Capital
Territory
Government

AUSTRALIAN
CAPITAL TERRITORY

BUDGET



THE 2001-2002
BUDGET AT A GLANCE

BUDGET PAPER N^o.2

Presented on 1 May 2001 by Gary Humphries MLA
Treasurer of the Australian Capital Territory
Australian Capital Territory • Canberra 2001

Guide to the Budget Papers

Structure and Content of the 2001-2002 Budget Papers

The 2001-2002 Budget is presented in four Budget papers.

Budget Paper No 1 – 2001-2002 Budget Speech

The Treasurer's Speech to the Legislative Assembly highlights the Government's Budget strategies and key features of the Budget.

Budget Paper No 2 –

The 2001-2002 Budget at a Glance

Presents a summary of the overall budgetary position together with information on the Government's expenditure in key service delivery areas. It provides cross references to other budget papers to assist readers in locating details of specific budget measures.

Budget Paper No 3 – Budget Overview

Contains summaries of the 2001-2002 Budget and forward estimates for the general government sector, the public trading enterprise sector and the total Territory Government. Details of the projected 2001-2002 Budget results are provided, as well as background information on the development of the 2001-2002 Budget, including consultations with the community, economic conditions, and intergovernmental financial relations.

The *Appropriation Bill 2001-2002* is appended.

Budget Paper No 4 – Budget Estimates

Provides information on each department and their respective output classes, including descriptions of functions, roles and responsibilities, together with major strategic highlights. Full accrual financial information is provided for the general government sector as well as details of the Territory's public trading enterprises.

Progressing Social Capital in Canberra

Provides information on the Government's agenda for building Social Capital in Canberra. The paper describes Social Capital in Canberra, why it is important to the community and details the many examples of community, business and government partnerships which contribute to building Social Capital in Canberra.

ISSN 1327-581X

© Australian Capital Territory,
Canberra May 2001

Material in this publication may be reproduced provided due acknowledgement is made. Produced for the Department of Treasury by Publishing Services (Department of Urban Services). Enquiries about this publication should be directed to the

Department of Treasury,
PO Box 158, Canberra City 2601.

Printed on recycled paper.

Publication No 00/2536

<http://www.act.gov.au>

Telephone: Canberra 13ACT1 or 132281

00/ 0793

Contents

THE BOTTOM LINE	1
A CONTINUING BALANCED BUDGET	3
WHERE OUR MONEY COMES FROM	4
TAXES, FEES AND FINES	5
SOCIAL CAPITAL: PROGRESSING THE POLICY FRAMEWORK	7
WHAT YOUR MONEY BUYS	11
BUILDING A BETTER CANBERRA	12
HEALTH AND COMMUNITY CARE	15
EDUCATION	18
CHIEF MINISTER'S (INCLUDES BUSINESS AND EMPLOYMENT, MULTICULTURAL AND COMMUNITY AFFAIRS, ARTS AND TOURISM)	21
CHILDREN'S, YOUTH AND FAMILY SERVICES	25
POLICING	27
JUSTICE AND COMMUNITY SAFETY	28
URBAN SERVICES	30
ENVIRONMENT AND HERITAGE	32
TRANSPORT	33
HOUSING	34
SPORT AND RECREATION	35
ACT ECONOMIC OUTLOOK	36



The Bottom Line

2001-2002 Budget : General Government Sector

The General Government Sector is made up of government agencies which provide community services that would not normally be supplied by private sector organisations. They are a central part of the mix of instruments that Government uses to provide services for the collective benefit of our community.

Total Expenses: \$2,030.4m

Up \$105.9m (6%) on the forecast outcome for 2000-01.

Total Revenue: \$2,042.7m

Up \$70.8m (4%) on the forecast outcome for 2000-01.

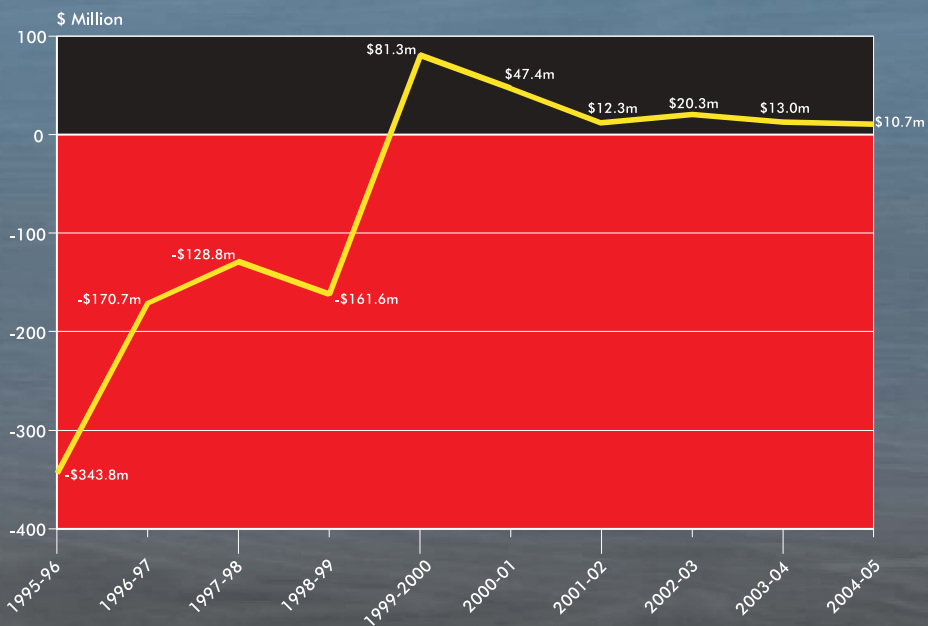
Operating surplus: \$12.3m

Down \$35.1m on the forecast outcome for 2000-01.

For further information: Budget Paper 3, Chapter 4.1

Balancing the Books

ACT General Government Sector 1995-96 to 2004-05



The 2001-02 Budget:

- delivers the ACT's second balanced budget;
- contains no tax increases or asset sales, and instead is the first budget to provide only tax cuts since self-government. The Budget gives back to the Canberra community through cuts to vehicle registration fees, by increasing public transport concessions including free school buses, and through abolishing the emergency services insurance levy;
- continues to invest in Canberra's social capital and enhances programs that develop people's ability to participate in the community, with funding packages to address specific areas of need, such as poverty, youth, families, and the indigenous and multicultural communities;
- takes an early intervention approach in helping people at risk and addressing the Canberra community's most pressing social and health problems;
- builds on and enhances Canberra's reputation as a centre for innovation;
- makes a strong commitment to creating more innovative schools, helping students at risk and those who are disadvantaged within the education system;
- improves health services for Canberrans, particularly families, youth and the disadvantaged, deals with the effect of illicit drugs and invests in health promotion to prevent disease and improve overall wellbeing;
- increases funding for policing and crime prevention;
- continues to build a cleaner and safer Canberra with improvements in street safety, traffic congestion and the look of the city; and
- reconfirms ACT's commitment to reducing greenhouse gas emissions, and waste going to landfill.

A Continuing Balanced Budget

The operating position has moved from a \$343.8m loss in 1995-96 to a forecast surplus of \$12.3m in 2001-02.

Modest surpluses are planned across the forward years. This ensures that dividends are returned to the community and that the Government uses the budget capacity to continue to invest in both physical and social capital.

A Plan for Superannuation

The Government's plan for superannuation is to reduce the ACT's future exposure to liabilities while maintaining budgetary flexibility both now and in the future. This strategy allows the Territory to continue to meet its superannuation liability without impacting on the level of services provided to the community.

Following the injection of an additional \$154m in 2000-01, a further \$50m will be injected in 2001-02. This will bring the total injections to \$200m over the budget and forward estimates period.

By providing up front injections, the Government's plan minimises the impact of emerging costs and reduces calls on future budgets. It is estimated that by 2019-20, there will be sufficient assets in the fund to cover the emerging costs, at which time no budget funding will be required.

To maximise returns, the plan also includes:

- a review of the current investment strategy to optimise returns; and
- the appointment of an asset consultant and custodian to oversee investment monies held.

This strategy reflects the Government's commitment to responsible financial management and reducing the burden on future generations.

Where our Money Comes From

2001-02 ACT Government Revenue

This budget achieves its revenue targets without the need to increase the community's taxation burden, and instead provides only tax cuts for the first time since self-government.

Taxes, Fees and Fines: \$582.2m

Forecast to decrease by \$56.1m (9%) in 2001-02, largely due to tax cuts and abolition of some state taxes.

Commonwealth Grants: \$954.4m

An increase of \$92.8m (11%) from 2000-01, partly due to an increase in GST revenue to offset the abolition of some state taxes.

User Charges: \$181.4m

User charges are revenues resulting from the sale of goods and services to consumers.

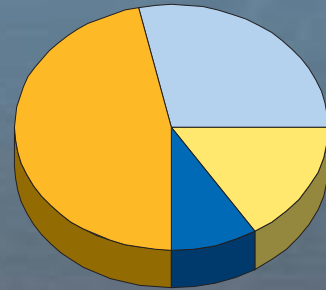
Forecast to decrease by \$1.3m (0.7%).

Other Revenue: \$324.7m

Other revenues include items such as dividends from Territory Owned Corporations and land sales.

Forecast to increase by \$35.4m (12%) from 2000-01.

2001-02 Government Revenue



- Taxes, Fees and Fines \$582.2m
- Commonwealth Grants \$954.4m
- User Charges \$181.4m
- Other Revenue \$324.7m

Further information: Budget Paper 3, Chapter 4.3

Taxes, Fees and Fines: Returning a Dividend to the Community

For the first time since self-government, this budget contains no new taxes. Instead, the Government is returning more than \$20m to the community through a range of cuts to taxes, fees and charges.

As an incentive to business and job creation, the Government aims to keep the general level of taxation in the ACT in line with or below surrounding NSW.

New measures in the 2001-02 Budget include:

- **Reduced Motor Vehicle Registration Fees (-\$10.0m)** - the motor vehicle registration fee will be reduced by \$58 for all vehicles including private and business use vehicles and motorbikes from 1 July 2001. This takes the ACT to \$17 below the cost of vehicle registration in NSW.
- **Removal of the Insurance Levy (-\$10.0m)** - the levy will be abolished from 1 July 2001. The benefit will be passed to householders and businesses in the ACT in the form of reduced premiums.
- **Further Increase in Payroll Tax-Free Threshold (-\$7.1m)** - the threshold will increase to \$1.250m from 1 July 2001. This makes the ACT threshold the highest in Australia, providing a major incentive to small businesses to create jobs and expand their businesses.
- **Marketable Securities Duties Removed (-\$15.9m)** - duties on marketable securities quoted on the Australian Stock Exchange and other recognised stock exchanges will be removed on 1 July 2001, as part of the national tax reform package.
- **Financial Institutions Duty (FID) Abolished (-\$17.4m)** - from 1 July 2001 FID will cease to apply, significantly reducing the costs of banking transactions.

Looking ahead

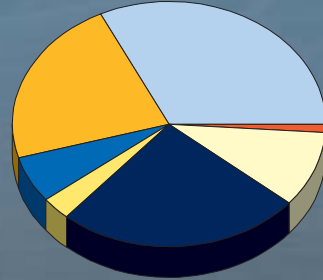
- The changes in the taxes, fees and charges announced and implemented in this Budget will have a lasting impact and reduce the level of taxes on the community into the future. The reductions in all taxes have been reflected in forward years.
- The payroll tax-free threshold will be further increased to \$1.5m from 1 July 2002. At the current average wage, this means that businesses with up to 38 employees will no longer pay payroll tax in the ACT in 2002-03.

The Transition to a Goods and Services Tax (GST)

Following the introduction of the GST on 1 July 2000, a number of previous taxes have been abolished and the revenues replaced by a combination of GST and Commonwealth Grant revenues. This transition has provided the Territory with a solid tax base that will continue to grow over time and allow for the continued enhancement of services to the community.

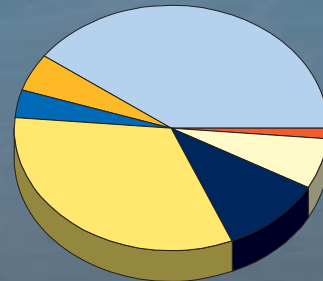
The Government will maintain its commitment to minimising the impact of the GST on the community sector, and will ensure that the full benefit of savings from the abolition of wholesale sales tax continues to be passed on to community organisations. The ACT Budget is expected to be better off under the GST by 2004-05, and the Government will continue to monitor the situation under the terms of the Inter-Governmental Agreement to make sure this positive outlook is maintained. The impact of the GST on ACT Government services has been accounted for in this Budget.

Taxes: \$472.7m



- Payroll Tax \$152.7m
- General Rates \$104.9m
- Land Tax \$29m
- Financial Taxes \$14.7m
- Duties \$119.6m
- Gambling Taxes \$47.1m
- Other Taxes \$4.6m

Fees and Fines: \$109.5m



- Vehicle Registration \$44m
- Drivers Licences \$5.6m
- Change of Use Charge \$3.8m
- Regulatory Fees \$36m
- Traffic Fines \$11.6m
- Parking Fines \$7.3m
- Other Fees and Fines \$1.3m

Note: Totals may not add up due to rounding.

Further information: Budget Paper 3, Chapter 4.3

Social Capital: Progressing the Policy Framework

Social Capital grows in the networks and partnerships that exist in communities. The key characteristics of Social Capital are trust between people, a willingness to work together, a commitment to cooperation and sharing, and common perceptions of what is for the good of communities.

The Government sees Social Capital being built by the community. However, Government can assist by providing people with the skills to participate more effectively in the community and by assisting the development of networks by creating opportunities for people to come together. The Government's commitment to Social Capital ideals is central to its vision for A Clever, Caring Capital.

Building on the partnerships forged last year between the community, business and Government, the ACT Government is continuing to lead Australia's other States and Territories in pursuing a Social Capital policy framework. This year's Supplementary Budget Paper details progress to date on this framework and discusses the future priorities for Government in assisting the growth of Canberra's Social Capital.

In continued recognition of the important role Social Capital plays in our community, \$19.127m of new initiatives are contributing to its growth. All up, there is approximately \$31.5m in Government funding to 2004-05 for programs that contribute to Canberra's Social Capital.

New initiatives concentrate on developing individual skills, but also focus on the Government's future priorities for increased development of opportunities for networks to develop through community activities including:

- enabling networks to develop through support for festivals (\$0.250m);
- provision of community facilities, including an indigenous youth centre \$1.8m over two years).

Through this Budget the Government will fund a large number of new initiatives targeted specifically toward early intervention, addressing poverty, stimulating innovation, and service capacity. Many of these are aimed at assisting people to participate more fully in the community, and at providing the opportunities for people to come together in networks. While the beneficiaries will be across the community, many Budget initiatives focus on families and youth.

The Government is providing families in need with greater assistance to participate more fully in the community and outlets for expression of youth culture and identity. Both contribute extensively to Canberra's Social Capital.

POVERTY directly affects a person's ability to participate in the community. The Government is responding to the ACT Poverty Task Force's report findings by addressing the factors that contribute to poverty. It is focusing on both services, and also providing a strong economic base for the Territory in order to provide Canberrans with more employment opportunities.

Highlights:

- helping people to get around and connect to services, through public transport concessions for low income earners (\$0.5m) and addressing the digital divide between the information rich and the information poor (\$0.5m);
- education and training opportunities, including CIT scholarships for financially disadvantaged people (\$0.1m); and
- support for health and well-being, including increased crisis accommodation options (\$0.240m in two programs) and reducing dental waiting times for elective restorative treatment or dentures (\$1m).

EARLY INTERVENTION to create life opportunities for people is fundamental to community participation and developing Social Capital. Like the initiatives to address poverty, the Government's focus on early intervention is providing opportunities for youth and families. The Government has a wide range of initiatives to improve health, develop knowledge and skills in people, create employment and training opportunities and to build stronger families and communities.

poverty

early intervention

Highlights:

- a holistic approach to education, with:
 - focus on the early learning years (\$1.468m for Government and \$0.082m for non-Government schools);
 - providing alternative education opportunities for young people (\$0.120m); and
 - supporting disadvantaged people to participate more fully in education (\$0.1m for the "Learning for Life" program);
- addressing youth health, recreation opportunities and family relations problems (\$0.858m in several programs);
- improving employment opportunities for indigenous people, through a mentoring program (\$0.060m) and an Indigenous Business Chamber (\$0.075m);
- developing family cohesion and parenting skills (\$0.295m in two programs); and
- intervention in problem areas, including mental health, alcohol and drug abuse, infant and indigenous health, and a focus on general health promotion (\$1.815m in several programs).

innovation

INNOVATION provides improved **business and employment opportunities** for Canberrans. Financial circumstances are a key determinant of people's ability to participate in the community. Innovation also leads to creative service provision to address people's health and well-being. It is also driving a new approach to events management which increases options for community activities.

Highlights:

- employment enhancement, through development of the high technology sector and its skill base (\$1.3m in several programs), and export capacity (\$0.550m);
- on-going funding support for a wide range of business and employment activities, including for small business, young and older people, and the disadvantaged; and
- opportunities for community participation and visitor attraction, through improved festival and events development and management (\$0.450m).

SERVICE CAPACITY is a vital component for achieving A Clever, Caring Capital. The Government delivers a range of health, education, business, municipal, public safety and events management services to make Canberra a more liveable city. The Government is not alone in delivering many of these services - the non-government sector plays a major role in providing community and health services. Effective services contribute to people's ability to participate in the community, no matter what their personal circumstances are. Enhanced service capacity also supports our economic base.

Highlights:

- enhanced health support, including in renal, psychiatric, oncology and rehabilitation services (\$3.541m in several programs);
- supporting sport and recreational pursuits (\$0.650m for sportsground maintenance) and opportunities for Canberrans to enjoy high-class sporting and cultural events (\$3.503m in several programs);
- easing the burden on families through free bus services for school children (\$5.4m, with \$4.2m for purchase of more buses);
- recognising the contribution of the non-government sector to community care with increased funding (\$1.758m in several programs); and
- improvements in police and emergency service capacity, and in public safety (\$3.503m in several programs).

What Your Money Buys

Total Expenses

Health and Community Care (including The Canberra Hospital, ACT Community Care and Calvary Hospital)	\$480.9m
Government Schooling	\$340.6m
Urban Services (excluding Transport, Housing and Environment and Heritage)	\$211.0m
Justice and Community Safety	\$115.5m
Non-government Schooling	\$96.5m
ACT Housing	\$88.6m
Chief Minister's (including Business and Employment)	\$73.5m
Canberra Institute of Technology	\$70.3m
ACTION	\$68.2m
Policing	\$68.2m
Children's, Youth and Family Services	\$44.8m
Treasury (including the administration of the GST)	\$31.1m
Environment and Heritage	\$22.8m
Sport and Recreation	\$17.1m
Legislative Assembly	\$8.8m
Auditor-General	\$3.1m
Executive	\$2.8m

BUILDING A BETTER CANBERRA

In line with the Government's commitment to reinvesting surplus funds for the benefit of the ACT community, the Government's capital works program provides for further investment in community facilities and infrastructure. It also enables the refurbishing and upgrading the Territory's existing assets.

The Territory's Budget funds capital works totalling \$140.3m in 2001-02. Comprising \$89.2m for new works and \$51.1m for works in progress. The total value of new capital works in the 2001-02 program is **\$214.3m – the largest since self-government.**

The 2001-02 capital works program supports:

Improved Health and Hospital Services

- continued modernisation of Calvary Hospital (\$4m)
- completion of stage 2 perioperative works and other projects at the Canberra Hospital (\$10.4m)
- refurbishment of Belconnen Health Centre (\$2.032m)

Modernised and Flexible Schools

- accelerated minor new works program to enhance learning and working environments for students and teachers in a number of older ACT schools (\$5m)
- modifications and upgrade of older schools (\$2m)
- the provision of transportable classroom units (\$3.745m)
- relocation of O'Connell Centre (\$2m)
- upgrade of science and technology areas (\$1.6m)

Improvements to Roads and Bike Paths

- continuation and acceleration of Traffic Congestion and Road Safety Program - \$103.090m new work commitments
- Roads to Recovery Program (Commonwealth funded : \$20m over 5 years) – \$17.4m new work commitments.
- Other Roads and Bike Paths (\$10.6m)
- School bus laybys – Yamba/Athllon Drives (\$0.150m)

More Attractive and User Friendly Urban Parks and Local Centres

- shopping centre upgrades (\$5m)
- parks, playground and landscape upgrades (\$2.9m)
- public toilet refurbishment (\$0.4m)

Enhanced Cultural and Arts Facilities

- refurbishment of CIT Watson campus workshops, and relocation of studios and workshops from Kingston to Hackett (\$0.203m)
- historic places conservation and restoration works (\$0.050m)
- Link Redevelopment Project (\$7.902m)
- Glass Works facility (\$0.3m)

Improved and Safer Infrastructure

- Braddon/Ainslie Stormwater (\$1m)
- Streetlighting in shopping centres and various suburbs (\$1m)
- Amaroo North infrastructure and oval (\$1.460m)
- Lawson infrastructure (\$1m)

Better Community Facilities and Services

- sports and recreation (\$1.6m)
- children, youth and family (\$2m)
- extra community space in New Griffin Centre (\$1.7m)
- childcare infrastructure (\$4m)

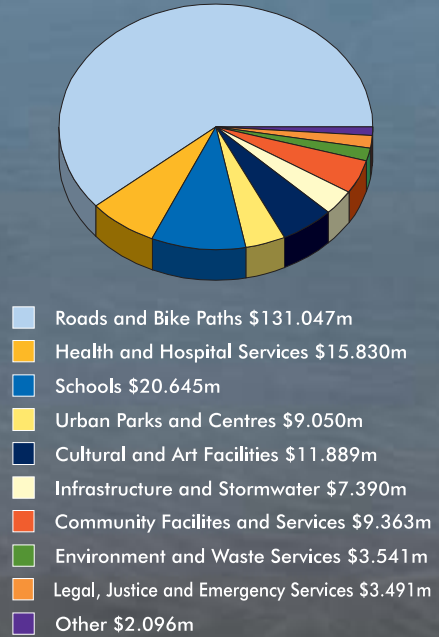
Greater Environmental Conservation and Waste Management

- environmental and conservation works (\$1.265m)
- resource recovery estate infrastructure improvements – West Belconnen (\$0.5m)
- energy conservation (\$1.776m)

Enhanced Legal, Justice and Emergency Services

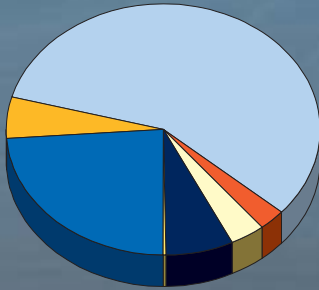
- continued development of Joint Emergency Service Centres (\$1.611m)
- Belconnen Remand Centre to address overcrowding (\$1m)

Building a Better Canberra
Capital Works by Areas - 2001-02



Further information: Budget Paper 3, Chapter 5.4

Health and Community Care



- Clinical Services \$275.3m
- Mental Health Services \$25.8m
- Consumer and Community Priorities \$115m
- Community and Health Service Complaints \$0.9m
- Housing Assistance \$33.4m
- Public Health - Population Health Services \$16.9m
- Policy, Planning and Purchasing Health, Housing and Community Services \$13.6m

HEALTH AND COMMUNITY CARE

2001-02 Total Expenses: \$480.9m

(Housing is detailed separately)

Up \$29m (7%) on the forecast outcome for 2000-01.

2001-02 Budget Highlights

POVERTY

Home-Based Outreach for Young People with Special Needs (\$0.120m) – supports young people with special needs in the community to maximise their potential.

Integrated Community Based Psycho/Social Rehabilitation (\$0.155m) – supporting people at risk or who already suffer from mental illness by enhancing their participation in community activities to improve their natural health.

Dental Waiting List Reduction (\$1m) – extra funding to reduce dental treatment waiting times for vulnerable members of the community, and allow an additional 950 clients to be treated in 2001-02.

Poverty Project Response – Assessing Unmet Need (\$0.150m) – undertaking research into the level of unmet need for community services in the ACT.

Poverty Project Response – Transport Concessions (\$0.1m) - improving the accessibility of the ACT's public transport services, particularly for people who are wheelchair dependent through the Taxi Subsidy Scheme.

EARLY INTERVENTION

Additional Funding for the Public Methadone Clinic (\$0.261m) – to expand the current program to meet increased community demand and provide access to the latest treatments.

National Disease Control Effort (\$0.398m) – for enhance food safety and to ensure public health standards are maintained through a range food safety programs and air quality control measures.

Newborn Hearing Screening Program (\$0.186m) – enabling the early detection of hearing impairments in infants to avoid delays in their development and learning.

Indigenous Mental Health Workers (\$0.186m) – additional specialised mental health workers to improve the indigenous community’s access to more culturally aware and responsive mental health services.

Additional Counselling for Women (\$0.2m) – providing free non-crisis generalised counselling services for women.

Alcohol and Drug Family Skills Based Programs for Parents (\$0.082m) – to support the families and friends of those affected by alcohol and other drugs.

Health Promotion Strategy (\$0.4m) – to build social capital through a range of measures and campaigns to promote health and reduce the impacts of disease.

Youth Smoking and Health Campaign (\$0.2m) – developing a program of anti-smoking initiatives to reduce the incidence of teenage smoking in the ACT.

Cervical Cytology Register (CCR) Upgrade (\$0.1m) – improving technology to better equip service providers when assisting and treating patients.

Enhanced Indigenous Health Services (\$0.250m) – linking existing indigenous services and providing additional support through outreach and case management services.

Disability Service Improvement Scheme (\$0.250m) – implementing a scheme to provide independent advice on client satisfaction and quality of services provided to people with disabilities.

Sudden Infant Death Syndrome Funding (\$0.1m) – supporting families through programs targeted toward safe sleeping education, training to support volunteers in emergency situations, and bereavement support.

Mental Health Eating Disorders (\$0.350m) – an intensive day treatment program for people affected by eating disorders.

SERVICE CAPACITY

Community Visitor Scheme (\$0.250m) – a program to assess user satisfaction and provide independent advice on the quality of various disability support services within the community.

Post Hospitalisation Care for Older People (\$1.501m) – filling the existing gap in post hospitalisation care for older persons through a range of health and support services.

Sexual Health Services (\$0.508m) – addressing the needs of sexual assault victims and providing sexual health services for specific minority groups.

Young Carers Package (\$0.125m) – raising awareness of young carer issues throughout the schools, professionals, government services and the broader community.

Funding for the *Strengthening the Nursing Workforce Offer* (\$2.276m) – to provide for 11.7% pay increase and a range of incentives to strengthen the nursing workforce at Calvary Hospital.

Additional Disability Services (\$2m) – additional funding to increase the provision of disability services in the ACT by the private sector, and enhance the quality of existing disability services provided by Government.

Building Community Capacity (\$0.6m) – assisting private health and community care organisations to improve the quality of services they deliver to the community.

DID YOU KNOW THE 2001-02 HEALTH AND COMMUNITY CARE BUDGET WILL FUND...

- hospital treatment for 56,000 inpatients and 210,000 outpatients;
- 135,000 mental health occasions of service;
- 110,000 meals under the home and community care program;
- 100 additional places in the methadone program (800 places in total);
- breast cancer screening for 12,900 women;
- 18,400 blood screenings and collections; and
- 92% of one year old children receiving the primary immunisation schedule.

EDUCATION

Government Schooling

2001-02 Total Expenses: \$340.6m

Up \$8.9m (3%) on forecast outcome for 2000-01.

2001-02 Budget Highlights

INNOVATION

Online Curriculum (\$0.150m) – to increase on-line access to curriculum materials to help improve teaching quality.

IT School Grants (\$1.250m) – extends the existing program through greater provision and maintenance of government school IT facilities.

Centre for IT Excellence (\$0.5m) – enhancing the teaching and learning of information technology in schools by establishing a school education technology centre of excellence.

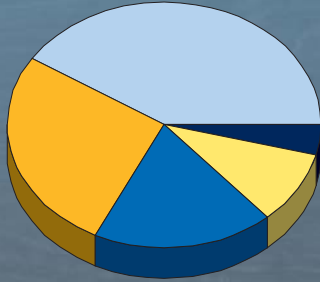
EARLY INTERVENTION

Smaller Class Sizes for Primary Schools (\$1.468m) – improving early childhood learning by providing additional teachers to reduce kindergarten, year 1 and year 2 class sizes to a maximum of twenty one students.

Early Intervention Student Management Program (\$0.062m) – professional development for teachers and administrative staff to intervene earlier and better address the growing number of student management issues.

Support for Students at Risk (\$0.206m) – to support students at risk of leaving school early by assisting with the transition from education to employment and training.

Government Schooling



- Primary Schools \$139.3m
- High Schools \$91.8m
- Secondary Colleges \$64.1m
- Special Education \$33.0m
- Preschool Education \$12.5

DID YOU KNOW THE 2001-02 EDUCATION BUDGET WILL FUND...

- 20,453 primary school education places at 70 schools;
- 10,011 high school education places at 17 schools;
- 6,291 secondary college education places at 8 colleges;
- 284 students at four special education schools;
- 1,153 students receiving special education in mainstream schools; and
- 3,856 pre-school students at 80 pre-schools.

Further information: Budget Paper 4, page 293

Non-Government Schooling

2001-02 Grants to Non-Government Schools: \$94.6m

EARLY INTERVENTION

Early Childhood Support (\$0.082m) – increased funding in recognition of the importance of these early formative years of schooling.

Non Government Schools Common Assessment Process for Literacy and Numeracy (\$0.120m) - for the implementation of a common literacy and numeracy assessment for Years 3, 5, 7 and 9 in non-government schools.

SERVICE CAPACITY

Interest Subsidy Scheme (\$0.3m) – increased funding to assist with the capital improvements in non-government schools.

Additional Funding for Non-Government Schools (\$0.250m) – assisting non-government schools with the on-going costs of education delivery by increasing the per-capita funding they receive from Government.

Canberra Institute of Technology

2001-02 Total Expenses: \$70.3m

Down \$1.8m (3%) on forecast outcome for 2000-2001.

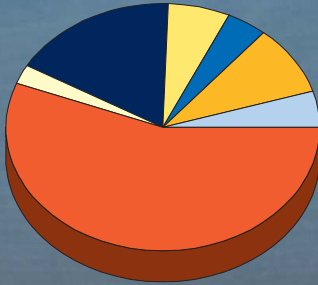
INNOVATION

Development of CIT Virtual Campus (\$0.5m) – developing an online virtual campus to enable access from home or workplace via the Internet.

POVERTY

Scholarships for Disadvantaged Students (\$0.1m) – providing 50 additional scholarships to financially disadvantaged students, including indigenous students.

Chief Minister's Department



- Public Service Management \$3.6m
- Government Strategic Priorities Management \$6.6m
- Government Business Management \$2.9m
- Community Affairs \$4.7m
- Canberra Connect \$12.3m
- Information Management \$1.9m
- Business, Tourism and the Arts \$40.2m

CHIEF MINISTER'S

2001-02 Total Expenses: \$73.5m

Up \$0.3m (0.4%) on the forecast outcome for 2000-01

INNOVATION

Canberra Connect (\$11m) – to complete establishment of Canberra Connect and support its ongoing operations. Canberra Connect will greatly improve the quality and scope of common services and information to citizens.

Integrated Document Management Project (\$1.5m) – funding for a whole of government solution to record/document management that allows economies of scale and savings that would not occur if each agency sought its own record management solution.

Public Service Renewal (\$0.050m) – funding for finalising and implementing the ACT Public Service Renewal Strategy.

SERVICE CAPACITY

Community Planning Adviser (\$0.250m) – to enable the community to participate more effectively in planning issues which concern them and to contribute to good planning outcomes independently of the formal ACT planning process.

2001-02 Budget Highlights

COMMUNITY AND MULTICULTURAL AFFAIRS

POVERTY

Redressing the Digital Divide (\$0.5m) – assisting members of the ACT community to gain equal access to information through digital technology, who are disadvantaged by factors such as low income, gender and age, access to computers, and different language and cultural backgrounds.

Demographic Profile of Aboriginal and Torres Strait Islander Community and Multicultural Community (\$0.1m) – to provide reliable and consistent data collection and analysis, enabling better service provision to these communities.

EARLY INTERVENTION

Indigenous Employment Mentoring Program (\$0.060m) – supporting indigenous people in their existing employment.

Indigenous Business Support Program (\$0.075m) – financial support to assist and increase indigenous small businesses in the ACT and provide indigenous employment opportunities.

SERVICE CAPACITY

Increase in Multicultural Grants (\$0.050m) – assisting multicultural community groups with projects that will advance community harmony through community development activities, and supporting their participation in the national Multicultural Festival.

BUSINESS AND EMPLOYMENT

INNOVATION

National Photonics Training Institute (\$0.3m) – for the creation of a National Photonics Training Institute in the ACT, the only one of its kind in Australia.

Building Export Capability of ACT Firms (\$0.550m) – for an integrated program of support for ACT firms, aimed at increasing exports from the capital region.

SERVICE CAPACITY

Global Biodiversity Information Facility (\$0.150m) – funding to establish an OECD facility that will be a peak world institution in the field of global diversity.

Canberra Technology Park (\$0.1m) – servicing the needs of Canberra's multimedia industry and supporting the Academy of Interactive Entertainment which offers facilities for training, commercial business operations and business incubation services in the multimedia industry.

ARTS

INNOVATION

Arts – Participating in the cutting edge (\$0.150m) – encouraging the ACT's most progressive arts organisations to explore and develop new and innovative methods of attracting new audiences and showcasing the best of Canberra's artistic offerings.

Festivals Strategy and Incentives (\$0.250m) – for a festivals development fund and strategy to encourage and support festivals in the ACT.

SERVICE CAPACITY

Contemporary Glass Centre (\$0.3m) – funding to undertake the design work before construction of Canberra's Contemporary Glass Centre commences.

TOURISM

INNOVATION

Product Development - Event Development Fund (\$0.2m) – additional funding to attract new events to Canberra that will fill gaps in tourism demand, generate media exposure and economic benefit for the ACT, and reposition Canberra in the minds of potential visitors.

SERVICE CAPACITY

Canberra Convention Bureau (\$0.280m) – additional allocation to allow the Bureau to expand its matching efforts in targeted areas, including pursuing niche conferences and exhibitions.

Free Floriade (\$0.450m) – allowing the removal of entrance fees from Floriade 2001 onwards so that the Canberra community and tourists can enjoy Canberra's premiere spring festival as often as they wish.

Australian Masters Games (\$0.650m) – funding allocated in preparation for the 9th Australian Masters Games to be held in Canberra during 2003.

GMC 400 (\$1.5m) – further contribution toward Canberra's staging of a round of the prestigious Shell Championship series for V8 Supercars, which is expected to inject \$65m into the ACT economy over five years.

Australian Football League Contribution (\$0.250m)

– contribution toward bringing four Australian Football League matches to Canberra, and for promoting the AFL code at junior and school age levels.

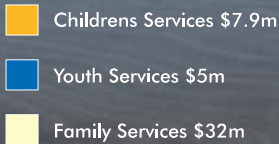
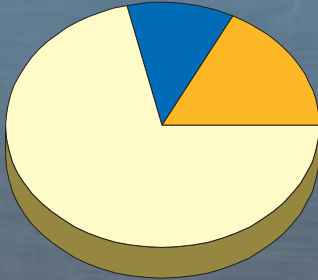
Rally of Canberra (\$0.2m) –additional support for the staging of a round of the Asia Pacific Rally Championships in Canberra.

Tourism Marketing and Promotion (\$0.750m) – assistance to Canberra Tourism and Events Corporation to expand its successful consumer marketing and media campaign, and improve IT-based delivery of tourism information and reservation systems.

Centenary of Federation (\$0.1m) – continued support of the National Capital Educational Tourism Project to build on previous celebration strategies.

Centenary of Federation Monument (\$0.250m) – the construction of an ACT Centenary of Federation Monument to commemorate the Centenary of Federation.

Children's, Youth and Family Services



CHILDREN'S, YOUTH AND FAMILY SERVICES

2001-02 Total Expenses: \$44.8m

Up \$3m (7%) on forecast outcome for 2000-01.

2001-02 Budget Highlights

POVERTY

Transport Concessions – Responding to Poverty (\$0.400m) – widening eligibility for low income earners to access to low-cost concessional rates on public transport.

EARLY INTERVENTION

Protecting Children (\$0.351m) – strengthening measures for early intervention to prevent family breakdown, child abuse and neglect.

Indigenous Youth Centre (\$0.1m) – to increase the Centre's existing support services, and extend programs to incorporate an Indigenous High School Support Centre.

Expansion of Out of School Education Program (\$0.120m) – to provide non-threatening, flexible and informal educational alternatives to young people who have dropped-out of mainstream schooling systems.

Youth Connection Family Support (\$0.075m) – for the provision of specialised family counselling and support services to support at risk families.

Parenting Services in Gungahlin (\$0.220m) – extending existing and providing new services to support young families living in the Gungahlin area.

Support of Learning for Life (\$0.1m) – expanding on the success of the Smith Family's "Learning for Life" program to support disadvantaged youth in participating in education processes and recreational activities.

Supporting Families with Adolescents (\$0.165m) – establishing a pro-active early intervention program to help families with adolescent children who are experiencing family conflict or dealing with substance abuse issues.

SERVICE CAPACITY

Child Care Infrastructure (\$0.950m) – increasing the availability of child care places in the ACT through the provision of childcare facilities, particularly in the Gungahlin area.

Residential Youth Withdrawal Beds (\$0.5m) – providing four additional beds in youth targeted residential detoxification and rehabilitation programs.

Building Community Capacity (\$0.4m) – assisting non-government sector to improve the quality of services they deliver to the community.

New Griffin Centre Enhancement (\$1.7m) – providing additional office and storage space to house additional community organisations to serve the ACT community.

Enhanced Transport Scheme for Students with Disabilities (\$0.7m) – providing free bus transport for eligible school students with disabilities to attend schools in which they are enrolled.

DID YOU KNOW THE 2001-02 CHILDREN'S, YOUTH AND FAMILY BUDGET WILL FUND...

- early intervention placements for 250 children with developmental delays and disabilities;
- 2,000 consultations on suspected child abuse;
- more than 65,000 days of substitute care for children; and
- concessions of \$20.5m for family and community support services to low income earners.

POLICING

2001-02 Policing Expenses: \$68.2m

Up by \$3.1m (5%) on 2000-01.

Community policing in the ACT is provided by the Australian Federal Police (AFP) under an arrangement between the ACT and Commonwealth Governments.

2001-02 Budget Highlights

SERVICE CAPACITY

Increased Taskforce Capacity (\$0.5m) – additional capacity to combat burglary and car theft.

Additional Policing in Gungahlin (\$1.095m) – 10 additional police to patrol the Gungahlin area.

Police Ombudsman (\$0.090m) – additional funding to allow the Ombudsman to expand services in order to more effectively meet the number of complaints to be investigated.

Improvements to Police Stations (\$0.2m) – funding for improvements to key facilities including the Tuggeranong Police Station and Belconnen Operations Centre.

Australian Federal Police Real Terms Maintenance (\$1.445m) – increasing funding levels to maintain adequate levels of law enforcement.

DID YOU KNOW THE 2001-02 POLICE BUDGET WILL FUND...

- in excess of 750 police officers;
- response to more than 85,000 incidences; and
- response to 69% of priority one incidents within eight minutes.

JUSTICE AND COMMUNITY SAFETY

2001-02 Total Expenses: \$115.5m

Up \$4.1m (4%) on forecast outcome for 2000-01.

2001-02 Budget Highlights

INNOVATION

Home Detention (\$0.354m) – introducing new technology to establish home detention as an effective, less costly and viable sentencing option available to ACT Courts.

Volunteer Support for Bushfire and Emergency Services (\$0.090m) – for the recruitment, training and retention of volunteers.

Court IT Support Systems (\$0.425m) – updating information systems and technology to improve the ease with which stakeholders are able to access information.

EARLY INTERVENTION

Intervention Programs to Reduce Recidivism (\$1.484m) – helping address offending behaviour and strengthen positive outcomes for detainees.

Conflict Resolution Service (\$0.050) – funding mediation services to help resolve neighbourhood disputes.

SERVICE CAPACITY

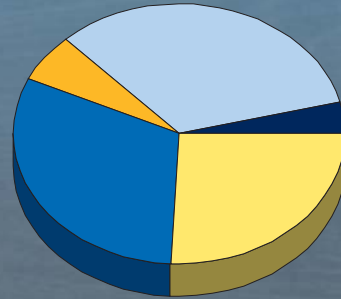
Management of Interstate Custodial Clients (\$0.545m) – funding to manage adult and juvenile offenders held in custody in NSW remand and correctional facilities on ACT court orders.

Increased Staffing at Belconnen Remand Centre (\$0.349m) – additional staff to meet the increased security requirements resulting from recent extensions to the facility.

Additional Accommodation at Belconnen Remand Centre (\$0.9m) – an interim solution to the overcrowding problem by constructing accommodation for a further 13-15 detainees.

Family Violence Intervention Program (\$0.537m) – for a coordinated and strategic approach to managing family violence within the community.

Justice and Community Safety



- Justice and Legal Services \$38.2m
- Regulatory Services \$7.3m
- Emergency Management \$35.8m
- Correctional Services \$29.7m
- Policy Advice \$4.5m

Further information: Budget paper 4, page 237

Provision of Additional Ambulance Paramedics (\$1.057m) – providing additional paramedics to maintain ambulance response times and ensure that patient care meets the demands of life threatening emergencies.

Maintenance of Fire Brigade Capabilities (\$0.851m) – additional funding to undertake a review of organisational structure, recruitment, training and staff development and safety issues in order to maintain current response and performance standards.

Additional Funding for Prisoners Aid for NSW Visits (\$0.020m) – assisting families maintain contact with ACT prisoners incarcerated in NSW prisons.

DID YOU KNOW THE 2001-02 JUSTICE AND COMMUNITY SAFETY BUDGET WILL FUND...

- the listing of 91,000 hearings before the Magistrates and Supreme Court;
- 4,500 clients seeking services from the Human Rights Office;
- registration of 218,000 electors on the ACT Electoral role;
- emergency services attending 31,200 calls for assistance including 20,800 by the Ambulance Service and 10,000 by the Fire Brigade;
- 56,000 prisoner days and 20,500 remand days; and
- 2,400 Free Court Services provided by the Legal Aid Commission.

URBAN SERVICES

2001-02 Total Expenses: \$211m

(Transport, Environment and Heritage are detailed separately)

Down \$2.7m (1%) on forecast outcome for 2000-01.

2001-02 Budget Highlights

SERVICE CAPACITY

Streetsmart (\$1m) – continuing the program of upgrading the look of the city’s roads and public spaces for both residents and visitors alike.

Customer Service Hotline (\$0.2m) – improving the Department of Urban Services’ method for processing and handling complaints, and providing assistance with the department’s services such as roads, traffic lights and libraries.

Graffiti Reduction on Private Property (\$0.2m) – building on existing programs in place for public assets by applying similar operational strategies to remove graffiti from private property.

Planning for Expanded Kippax Library (\$0.1m) – funding to undertake a feasibility study into the service and facility requirements of the Kippax Library.

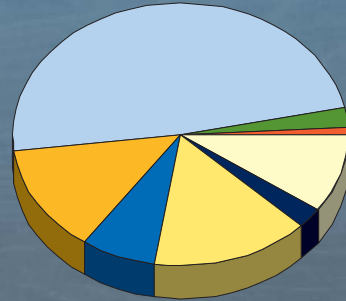
Streetlight Safety Program (\$0.5m) – improving public safety through improved streetlighting at shopping centres and other suburban locations.

Restructuring of ACT Workcover (\$0.3m) – to better promote and regulate workplace safety, promote good injury management practices, ensure the efficient operation of workers’ compensation arrangements, and to regulate the management of dangerous goods.

Trial of 50km/h Speed Limit (\$0.199m) – informing, managing and evaluating the two year trial of 50km/h speed limits in residential suburbs.

Additional Speed and Red Light Cameras (\$0.847m) – providing safer roads by building on existing speed and red light camera programs.

Urban Services



- Roads and Stormwater \$102.4m
- Planning and Land Management \$27.7m
- Waste and Recycling \$15.5m
- Urban Parks \$32m
- ACT Procurement Solutions \$5.5m
- Information Planning and Services \$20.2m
- Policy Advice and Ministerial Support \$2.1m
- Industry Policy and Regulation Reform \$5.5m

Further information: Budget Paper 4, page 141

DID YOU KNOW THE 2001-02 URBAN SERVICES BUDGET WILL FUND...

- household waste services to 122,850 households;
- the maintenance of 5,709 hectares of open space, 460 playgrounds and 14 lakes and ponds;
- an estimated 2,550,000 public library loans;
- an estimated 13,000 hydraulic plans accessed and work inspected; and
- an estimated 3,750 certificates of occupancy or use issued.

ENVIRONMENT AND HERITAGE

2001-02 Total Expenses: \$22.8m

Up \$0.4m (2%) on forecast outcome for 2000-01.

2001-02 Budget Highlights

SERVICE CAPACITY

Garden Waste Recycling Services (\$0.310m) – to allow for increases in the volume of garden waste being accepted and processed.

Implementation of the ACT Greenhouse Strategy (\$0.180m) – implementing a range of strategies to reduce greenhouse emissions within the ACT, including assisting small to medium size businesses to identify ways of reducing energy consumption and corresponding greenhouse emissions. An energy efficient lighting refit project will also be carried out in Macarthur House to demonstrate the energy saving potential of innovative technology.

Joint Management of Namadgi (\$0.150m) – resourcing the Namadgi Joint Management Board with the Native Title Claimants and for recruitment of an aboriginal trainee manager.

Street and Park Tree Replacement (\$0.5m) – progressively replacing declining trees to lower the risk of damage and enhance the landscape.

DID YOU KNOW THE 2001-02 ENVIRONMENT AND HERITAGE BUDGET WILL FUND...

- the release of 96,000 fish fingerlings into the ACT's lakes and rivers;
- assistance to Environmental Volunteers to help control more than 300,000 weeds; and
- a program that maintains the largest captive breeding population of endangered Brush-tailed Rock Wallabies at Tidbinbilla Nature Reserve.

Further information: Budget Paper 4, page 176

TRANSPORT

2001-02 Total Expenses: \$66.5m

Up \$5.8m (10%) on forecast outcome for 2000-01.

2001-02 Budget Highlights

SERVICE CAPACITY

Free School Buses (\$9.780m) – increased finding for the purchase of new buses and introduction of a scheme to provide free school bus services for students to travel to and from school.

ACTION BUS SERVICES

2001-02 Total Expenses: \$68.2m

Up \$0.9m (1%) on the forecast outcome for 2000-2001.

SERVICE CAPACITY

ACTION Operating Fund (\$0.940m) – one-off funding to meet increased ticketing and spare parts costs.

Government funding to ACTION includes:

- \$17.2m for school services;
- \$17.6m for general fare subsidies;
- \$10.5m for late night/weekend subsidies; and
- \$6.6m for concessions and special needs transport.

ACTION expects to raise \$14.4m from fares, charter and advertising revenue.

DID YOU KNOW THE 2001-02 TRANSPORT BUDGET WILL FUND...

- Public bus transport passenger boardings of 16.8 million.

HOUSING

2001-02 Total Expenses: \$88.6m

Up \$6.4m (8%) on forecast outcome for 2000-01.

Government funding to ACT Housing in 2001-02 totals \$30.5m. As well, ACT housing receives revenue from rent (net of rebates) totalling \$48.2m.

ACT Housing manages over 11,470 public housing tenancies.

2001-02 ACT Housing Budget Highlights

EARLY INTERVENTION

Community Linkages in Housing (\$0.5m) – links residents at major public housing complexes to a range of employment, life skills, clinical, support, advocacy and pastoral services provided by local churches and community based organisations.

Other Housing Initiatives

POVERTY

Short Term Crisis Accommodation (\$0.240m) – providing safe overnight accommodation for people at risk of homelessness or who are intoxicated.

SERVICE CAPACITY

Crisis Accommodation and Management (\$1.523m) – helping service providers to maintain the quality of crisis accommodation and meet increased costs associated with the introduction of the SACS Award under the Supported Accommodation Assistance Program.

Further information: Budget Paper 4, page 133

SPORT AND RECREATION

2001-02 Total Expenses: \$17.1m

Up \$0.1m (1%) on forecast outcome for 2000-2001

2001-02 Budget Highlights

EARLY INTERVENTION

Recreation Support Program for at Risk Youth (\$0.225m) – making sport and recreation more accessible for at risk youth and encouraging the constructive use of leisure time.

SERVICE CAPACITY

Sportsground Maintenance (\$0.650m) – improving the standard of sportsground maintenance and ensuring that playing surfaces of various facilities including Manuka Oval remain safe, functional and sustainable.

Civic Pool Permanent Cover (\$0.060m) – undertaking a study to identify the best method of enclosing the 50 metre pool at Canberra Olympic Pool.

DID YOU KNOW THE 2001-02 SPORT AND RECREATION BUDGET WILL FUND...

- 745,000 pool attendances;
- 70,000 hours of sportsground hire;
- 700 Active Australia Leadership Program;
- 275 top athletes on full scholarships through the ACT Academy of Sport; and
- almost 280 grants to sporting and recreation bodies, totalling more than \$2.3m.

ACT Economic Outlook

Following the previous year's strong economic growth, the ACT economy shared in the fall in economic activity felt by other States during 2000-2001, with a reduction in State Final Demand (SFD) during the period cited as the main contributing factor.

The coming 12 months are likely to see a reversal in the economy's slowing as the impact of recent interest rate reductions begins to stimulate activity. Steady growth in employment and wages is expected to underpin consistent growth in private consumption and investment. As the level of job vacancies remains high and ACT businesses anticipate improved economic conditions through 2001-02, business conditions in the ACT should remain sound.

Growth is forecast at 4.6% for 2001-02, and is anticipated to remain relatively high during the coming three years at an average of 4.4%. With the new tax system now in operation, Canberra's above average income earners should continue to benefit from the associated income tax cuts and abolition of wholesale sales tax.

Key Indicators			
(percentage change on previous year)	2000-2001 Forecast	2001-02 Forecast	3 year planning assumptions 2003-03 to 2004-05
Gross State Product	4.25	4.6	4.4
Employment Growth	2.4	1.3	2.5
Consumer Price Index (a)	6.0	2.25	2.25
State Final Demand	-1.0	3.0	2.7
Population	0.7	0.7	0.9

(a) Represents forecast 'Headline' CPI inflation in 2000-01, including factors affected by the introduction of The New Tax System. The underlying increase in the CPI in 2000-01 is expected to be 3.25%.

Further information: Budget Paper 3, Chapter 6.1