



building our city
building our community

ACT Government

AUSTRALIAN CAPITAL TERRITORY

Budget 2005-2006

PAPER NO 2 BUDGET AT A GLANCE

Guide to the Budget Papers

Structure and content of the 2005-2006 Budget Papers

The 2005-2006 Budget is presented in four budget papers.

PAPER N° 1 SPEECH

The Treasurer's speech to the Legislative Assembly highlights the Government's Budget strategies and key features of the Budget.

PAPER N° 2 BUDGET AT A GLANCE

A summary of the overall budgetary position together with information on the Government's expenditure in key service delivery areas.

PAPER N° 3 BUDGET OVERVIEW

Summarises the 2005-2006 Budget and forward estimates for the general government sector, the public trading enterprise sector and the total Territory Government. Details of the projected 2005-2006 Budget results are provided, as well as background information on the development of the 2005-2006 Budget, including consultations with the community, economic conditions, and intergovernmental financial relations.

The *Appropriation Bill 2005-2006* is appended.

PAPER N° 4A BUDGET ESTIMATES

Information on each department and their respective output classes, including descriptions of functions, roles and responsibilities, together with major strategic highlights. Full accrual financial information is provided for the general government sector as well as details of the Territory's public trading enterprises.

PAPER N° 4B APPENDIX

ISSN 1327-581X

© Australian Capital Territory, Canberra May 2005

Material in this publication may be reproduced provided due acknowledgement is made.

Produced for the Department of Treasury by Publishing Services (Department of Urban Services).

Enquiries about this publication should be directed to the Department of Treasury GPO Box 158, Canberra City 2601.

Publication No 05/0062

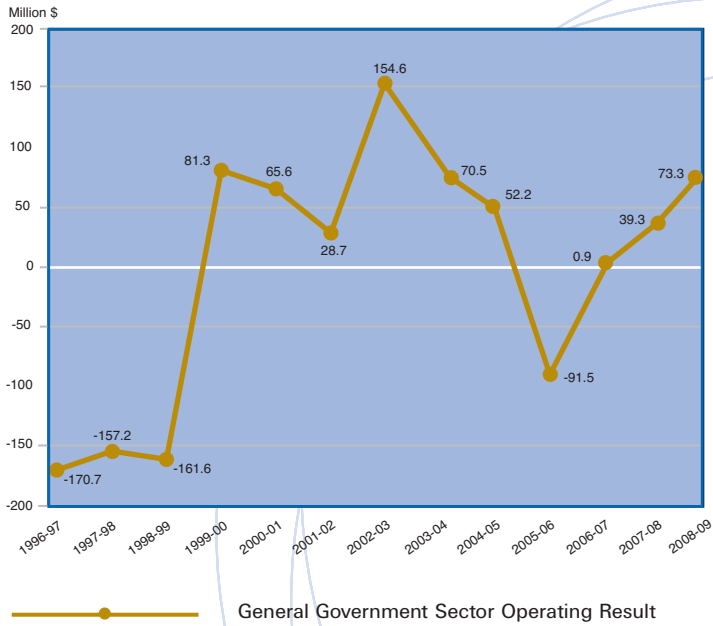
<http://www.act.gov.au>

Telephone: Canberra 13ACT1 or 132281

Contents

An Aggregated Surplus Over Four Years	1
Where Our Money Comes From	2
Taxes, Fees and Fines	3
What Your Money Delivers	5
Capital - Investing For The Future.....	6
Linking the Budget to the Canberra Plan.....	8
How will we be measured.....	11
Health	12
Education	14
Government Schooling.....	14
Early Intervention.....	15
Non-Government Schooling.....	15
Vocational Education and Training.....	16
Disability, Public Housing And Community Services	17
Housing.....	18
Children, Youth And Family Support	19
Urban Services	20
Transport Including ACTION Bus Services.....	22
Planning	23
Emergency Services	24
Justice And Community Safety	25
Policing	26
Chief Minister’s Department	27
Economic Development (including Sport and Recreation)	28
Early Intervention.....	29
Superannuation.....	30
ACT Economic Outlook	31

General Government Sector Operating Results



1996-1997	(\$ 170.7m)	
1997-1998	(\$ 157.2m)	
1998-1999	(\$ 161.6m)	
1999-2000	\$81.3m	
2000-2001	\$65.6m	
2001-2002	\$28.7m	
2002-2003	\$154.6m	
2003-2004	\$70.5m	
2004-2005	\$52.2m	Forecast
2005-2006	(\$91.5m)	Budget
2006-2007	\$0.9m	Estimate
2007-2008	\$39.3m	Estimate
2008-2009	\$73.3m	Estimate

An Aggregate Surplus Over Four Years

2005-2006 Budget: General Government Sector

<i>Aggregate Operating Result</i>	<i>2003-04 Audit \$m</i>	<i>2004-05 Est Out \$m</i>	<i>2005-06 Budget \$m</i>	<i>2006-07 Estimate \$m</i>	<i>2007-08 Estimate \$m</i>	<i>2008-09 Estimate \$m</i>
GGS Operating Result	70.5	52.2	-91.5	0.9	39.3	73.3
Aggregate Result 2005-06 to 2008-09						22.0

The 2005-2006 Budget Highlights:

- A balanced budget on average, with a total surplus of \$22m over the next four years.
- A deficit of \$91.5m in 2005-06 - which can be funded using cash from previous surpluses.
- A responsible Budget - the Government has put in place significant measures to return the budget to surplus from 2006-07.
- New recurrent expenditure, targeted at areas of priority community needs, totalling \$57.6m in 2005-06.
- New capital works program of \$168m, building on top of significant capital works underway from previous budgets.
- A commitment to responsible budget management will continue the AAA credit rating for the Territory.
- No new general government borrowings and no major asset sales.

Where Our Money Comes From

2005-2006 Budget Revenue

Total Revenue: \$2,716m

Down \$4.4m (-0.2%) on the estimated outcome for 2004-2005.

Taxes, Fees and Fines: \$880.7m

Revenue from taxes, fees and fines will increase from \$835.4m in 2004-2005 to \$880.7m in 2005-2006. Growth in payroll tax, general rates, conveyances and water abstraction fees is partially offset by the abolition of debits tax from 1 July 2005.

Commonwealth Grants: \$1,148.2m

An increase of \$44.9m from the 2004-2005 estimate of \$1,103.2m due to increases in Goods and Services Tax grants and Specific Purpose Payments (SPPs).

User Charges: \$227.1m

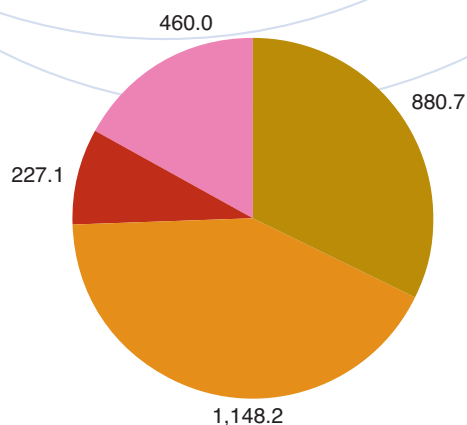
User charges to increase by \$13.8m. Charges represent revenues generated from the sale of goods and services to customers.

Other Revenue: \$460m

Other revenues include items such as dividends from the public trading sector, revenue from joint ventures, land sales and investment returns. This revenue will decrease by \$108.4m from the 2004-2005 estimated outcome.

2005-2006 Government Revenue

■ Taxes Fees and Fines	\$880.7m
■ Commonwealth Grants.....	\$1,148.2m
■ User Charges.....	\$227.1m
■ Other Revenue	\$460.0m



Taxes, Fees and Fines

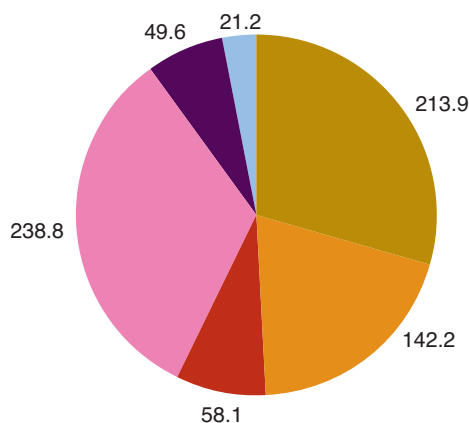
Taxes, fees and fines represent 32% of the Territory's total revenue.

Revenue initiatives introduced in the 2005-2006 Budget include:

- **Land Tax** - A reduction in rates and higher thresholds to limit the increase in land tax revenue from existing properties to actual CPI of the December 2004 quarter of 2.4%.
- **General Rates** - Additional rates increase above CPI increase of 2.4% equal to an average of \$104 for residential and rural properties and an average of \$312 for commercial properties.
- **General Rates Pension Rebate** - Increasing the rates rebate cap for post 1 July 1997 pensioners from \$305 to \$365.
- **Debits Tax Abolition** - Abolition of Debits Tax from 1 July 2005.
- **Payroll Tax** - Payroll tax exemption for wages paid by employers as maternity leave.
- **Parking Fees** - Increased parking fees from 1 October 2005 to reflect CPI movements since the last review in July 2000.
- **Parking Fines** - Increasing parking enforcement to ensure that levels of community compliance are maintained.









Taxes: \$723.9m

Payroll Tax	\$213.9m
General Rates	\$142.2m
Land Tax	\$58.1m
Stamp Duties.....	\$238.8m
Gambling Taxes.....	\$49.6m
Other Taxes.....	\$21.2m

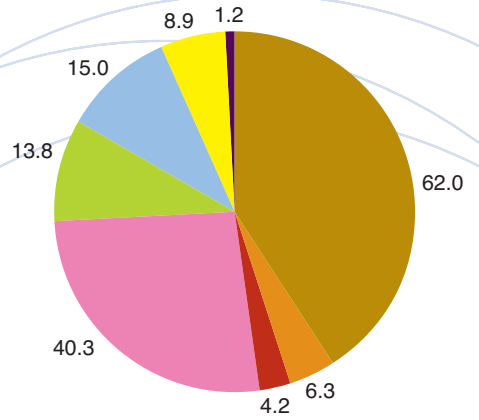


Notes: Does not include tax waivers of \$5.1m. Totals may not add up due to rounding.

Fees and Fines: \$151.7m

	Vehicle Registration	\$62.0m
	Drivers Licences	\$6.3m
	Change of Use Charge.....	\$4.2m
	Regulatory Fees.....	\$40.3m
	Traffic Fines	\$13.8m
	Water Abstraction Charge.....	\$15.0m
	Parking Fines	\$8.9m
	Other Fees and Fines.....	\$1.2m

Note: Totals may not add up due to rounding



What Your Money Delivers

Total Expenses: \$2,807m

Increase of \$139.3m (5.2%) on the estimated outcome for 2004-2005.

	<i>2005-2006 Budget</i>
Health	\$689.9m
Government Schooling	\$408.8m
Urban Services (excluding Transport)	\$214.9m
Non Government Schooling	\$147.6m
Disability and Community Services	\$126.4m
ACT Housing	\$117.7m
Justice and Community Safety	\$103.9m
Vocational Education and Training, including the Canberra Institute of Technology	\$103.4m
Policing	\$94.4m
Treasury (including administration of the GST and FHOG)	\$90.6m
Transport	\$82.9m
Chief Minister's Department including Environment, Heritage, Arts and Culture	\$79.4m
Children Youth and Family Support	\$72.4m
Emergency Services	\$67.5m
Economic Development (including Sport and Recreation)	\$63.4m
Planning	\$37.6m
Legislative Assembly	\$10.4m
Executive	\$4.9m
Auditor-General	\$3.9m

CAPITAL – INVESTING FOR THE FUTURE

The total value of the new capital works program in 2005-06 is **\$168m**.

Funding of **\$292.4m** is provided for capital works projects in 2005-06. This comprises **\$77.5m** for new works and **\$215m** for works-in-progress.

The Traffic Congestion and Road Safety Program, originally announced in the 2000-01 Budget, amounts to \$166.6m. The program comprised 17 projects of which 15 have now been completed. A total of \$26.7m is included for expenditure in 2005-06.

The 2005-2006 new capital works program provides for:

Planning and Land

- Upgrade of the Childers Street Precinct in City West (\$6m).
- Forward design for infrastructure in the new suburb of Crace (\$0.2m).

Corrective Services

- Additional funding from 2006-07 for the Alexander Maconochie Centre (Correctional Facility) at Hume (\$18.7m).

Chief Minister's Department

- Establishment of a world-class recreational forest of over 1,500 hectares, with facilities for major sporting events at Stromlo Forest Park (\$6m).

Arts and Culture

- Funding for a Belconnen Arts Centre design, including Lake Ginninderra Foreshore works (\$0.5m).
- Funding for a Public Art program (\$1m).
- Additional funding for Stage 2 of Canberra's International Arboretum (\$2m).

Children, Youth and Family Services

- Replacement of the Quamby Youth Detention Centre, to be completed in 2007-08 (\$40m).

Traffic Congestion and Road Safety

- Additional funding of \$16.1m for the Gungahlin Drive Extension, to bring the total project value up to \$86.1m.

Education/Schools

- Planning for the Gungahlin East Primary and Preschool to final design (\$1.4m).

Health

- Upgrades of fire systems at The Canberra Hospital (\$2.6m) and Calvary Hospital (\$1m).

Emergency Services

- Feasibility funding for a new Belconnen Fire and Ambulance Station (\$0.060m).

Housing

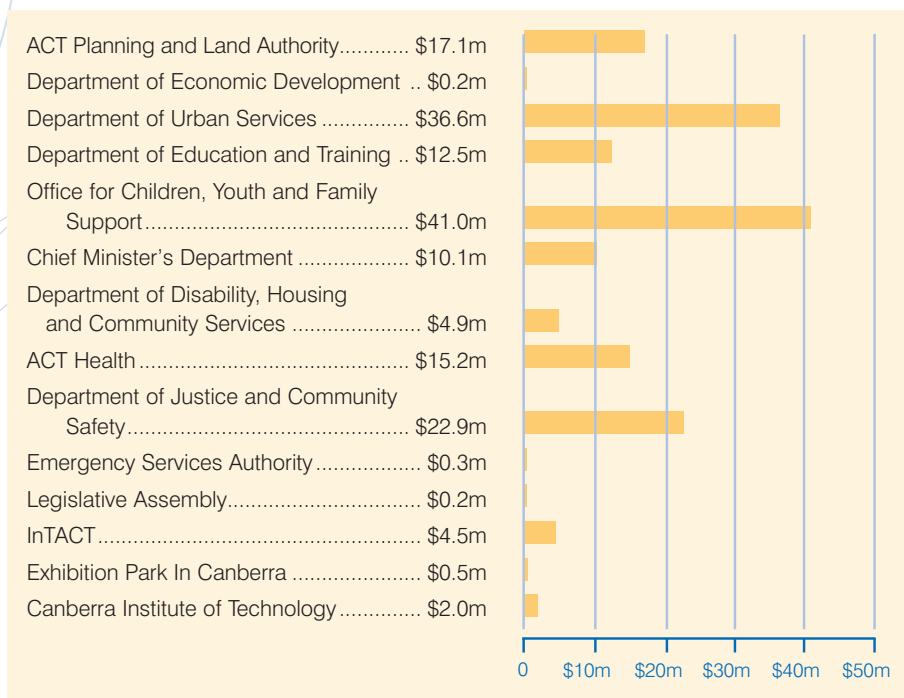
- Energy and Water Efficiency Initiatives for public housing (\$1m).

Capital Upgrades

As well as approval for new construction works, forward design and feasibility studies, the capital works program will fund upgrades to existing infrastructure to extend its useful life or improve service delivery capacity.

A total of \$31.8m has been appropriated for 2005-06, with a similar value in each of the forward years, as a rolling program.

Capital Works Program by Department for 2005-06

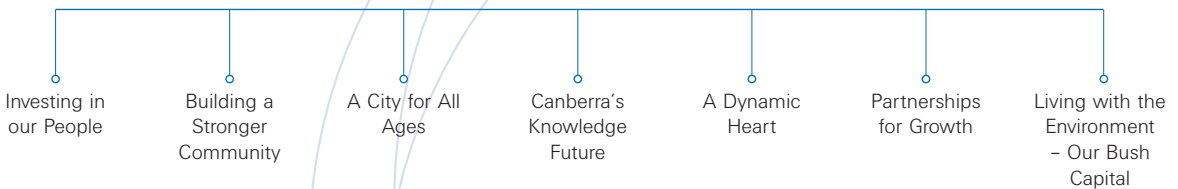


LINKING THE BUDGET TO *THE CANBERRA PLAN*

The 2005-06 Budget supports the objectives of *The Canberra Plan*.

The Canberra Plan was launched on 11 March 2004 to guide the ACT's growth and development over the longer term by being directly connected to future planning and budget decisions.

The Canberra Plan contains seven policy objectives identified by the community as high priority for the Territory.



Some Key Achievements during 2004-05

During 2004-05 many of the goals and objectives expressed in *The Canberra Plan* were realised through the implementation of key initiatives to invest in our people, improve our economy, and protect and enhance our environment.

The Child and Family Centre established in Gungahlin provides a hub for early childhood development programs, health and education services and parenting and family support services. The Child and Family Centre program will be extended to Tuggeranong in 2005-06.

The Community Inclusion Board was established in early 2004 to advise the Government on strategies for dealing with issues leading to social exclusion such as consumer debt.

The Government invested \$10m in a new School of Health Science at the University of Canberra, and supported a new Construction Industry Training Centre. These initiatives will enhance Canberra's strength as a well educated community.

The Canberra Partnership Board has been established to identify opportunities for growth and export, and the \$30m Super Venture Capital Partnership formed in February 2005 will turn innovative local ideas into commercial growth opportunities.

A Central Canberra Taskforce was established to lead the revitalisation of Canberra City.

The Government's commitment to live harmoniously with the environment was further progressed during 2004-05 through achievements such as the development of the *Sustainable Transport Plan* and the establishment of a Bushfire Abatement Zone.

The Canberra Plan and the 2005-06 Budget

The 2005-06 Budget reflects *The Canberra Plan* setting the direction for Canberra's future growth and development.

Investing in Our People

The Budget has a strong focus on promoting collective health and wellbeing by providing significant funding to strengthen early childhood development.

Building a Stronger Community

The importance of individuals and community organisations that care for the disadvantaged is also recognised with significant funding allocated for community-based services through ACT Health's Home and Community Care Program, and the Community Support and Crisis Intervention initiative.

In order to build on Canberra's strength as a well-educated community, funding has been allocated to increase the hours of free preschool education for eligible four year olds, to upgrade Canberra's school buildings, and increase the levels of support for students with a disability, including those with complex needs.

The Budget delivers on the Government's commitment to improve access to acute hospital services and to reduce waiting times in emergency departments. Funding has been provided for 300 extra elective surgery allocations in 2005-06, rising to 400 in 2006-07. Discharge lounges at both Calvary Hospital and The Canberra Hospital will improve bed management and the timely transfer of patients awaiting hospital discharge. Additional funding has also been provided for medical, occupational health and safety equipment, and dental services for high-risk and special needs groups have been expanded.

A new Northside community-based learning and life skill development program will support young people with a disability, and increased funding has been allocated for domestic violence crisis services.

The Budget provides for the development and implementation of "falls prevention programs" in ACT residential care facilities. The successful Intermittent Care Services pilot, supporting older people returning home following hospital stays, will also be expanded.

A City for All Ages

A review of the ACT Government college system will be undertaken to ensure that Canberra's flagship colleges remain relevant and meet young people's educational needs. There will also be an increase in the number of traineeship and apprenticeship places in the ACT in line with the Government's commitment to Vocational Education and Training (VET).



Canberra's Knowledge Future

In capitalising on the Territory's research and innovation strengths, the Government has committed to continue funding support for the Knowledge Fund, assisting institutions and innovation-based firms to commercialise their ideas and develop new partnering approaches.

Through Priority Industry Sector Support Funding, Government, community, business leaders and academia will be able to work together to build competitive strength and achieve sustainable growth and development in the ACT.

Partnerships for growth will be formed through a range of cluster development activities, including enterprise capability development and critical mass building of firms across the nine priority industry sectors identified in the *Economic White Paper*.

A Dynamic Heart

The Budget provides significant funding to transform the City West in keeping with the commitment to revitalise central Canberra.

As part of an improved program of events and entertainment in the Territory, a national commemorative event to mark the 60th anniversary of the end of WWII in the Pacific will be held near Lake Burley Griffin, with Veterans invited to attend from Canberra and throughout Australia.

Living with the Environment – Our Bush Capital

Additional funding has been allocated to support the restoration, recovery and re-establishment of non-urban areas of the ACT after the 2003 bushfires including the re-development of the rural villages; the enhancement of recreational facilities at Stromlo Forest Park; the re-establishment of the Cotter area and Tidbinbilla Nature Reserve; and the creation of the new Canberra International Arboretum and Gardens.

The Government continues to provide funding for the implementation of strategic directions arising out of both the *Canberra Spatial Plan* and the *Sustainable Transport Plan*.

Looking Forward

In looking forward the 2005-06 Budget provides funding for many initiatives, both new and ongoing, which support *The Canberra Plan* vision of making Canberra a place that represents the best in Australian creativity, community living and sustainable development.

HOW WILL WE BE MEASURED?

The Government has implemented a new performance measurement framework in the 2005-06 Budget. This is the first step towards a Triple Bottom Line accountability framework.

Strategic indicators will measure performance against longer-term and strategic outcomes, providing a link to the Government's key strategic planning documents.

Accountability indicators measure a department's effectiveness and efficiency in delivering outcomes, and may measure outcomes, outputs or inputs.

The performance indicators presented in this Budget will form the basis for the development of cross-agency performance indicators and linkages to planning and reporting frameworks. This will allow alignment of indicators against the key strategic objectives of the Government.

An example of the integration of strategic objectives across the whole-of-government is reflected in the Early Intervention policy programs.

Ongoing development over the next year will focus on ensuring that indicators cover a range of social, economic and environmental measures.

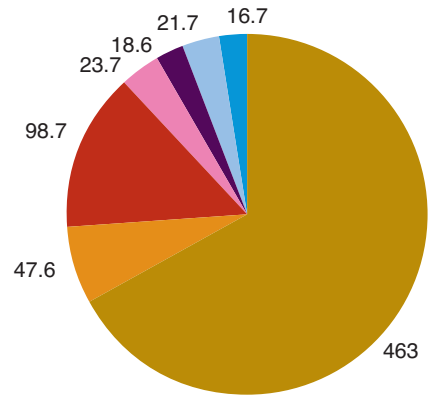


Health

The collective health and wellbeing of our community is important. Our quality public hospital and health services will be maintained and adapted to the needs of a changing community. The Government is committed to ensuring all people have access to quality health services regardless of economic circumstances.

Government expenditure on Health services during 2005-06

■ Acute Services.....	\$463.026m
■ Mental Health.....	\$47.578m
■ Community Health Services.....	\$98.647m
■ Public Health Services.....	\$23.716m
■ Cancer Services.....	\$18.517m
■ Aged Care and Rehabilitation Services....	\$21.728m
■ Early Intervention and Prevention.....	\$16.692m



2005-06 Total Expenses: **\$689.9m**

Compared to the 2004-05 estimated outcome this is an increase of \$46.8m.

2005-06 Budget Highlights

Funding for new measures to improve the range of health services include:

- **Elective Surgery Reform (\$2m)** – ensuring patients with the highest clinical need have timely access to surgery.
- **Dental Services (\$0.278m)** - reducing the denture and general anaesthetic waiting list.
- **Hospital Equipment (\$2m)** – increasing the medical equipment replacement program.

- **Calvary Obstetrics and Gynaecology Registrars (\$0.210m)** – minimising maternal and neonatal risks.
- **Pharmaceutical Costs (\$1.7m)** – meeting the increased cost of pharmaceuticals.
- **Additional Hospital Beds (\$2.3m)** – providing an extra 20 public hospital medical beds.
- **Home and Community Care Program (\$0.8m)** – providing additional services for the aged and people with a disability.
- **Calvary Surgical Activity (\$0.9m)** – maintaining elective surgery levels.
- **Public Hospital Discharge Lounges (\$0.250m)** – improving patient flow and bed management.
- **Medical Oncology (\$0.750m)** – increasing the range of cancer treatments.

There will also be a wide range of initiatives to improve the quality and availability of health services funded from internal savings (\$7.278m).

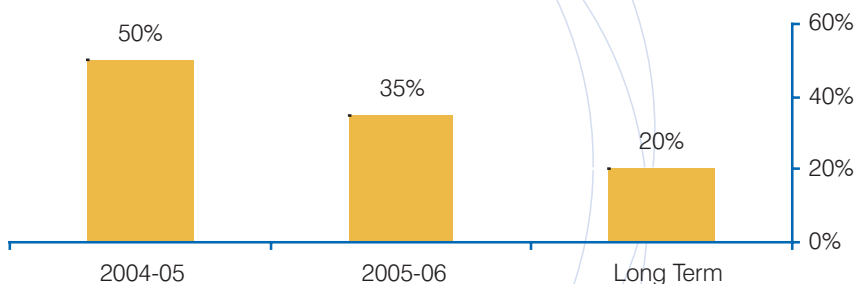
The 2005-06 Health Budget will provide...

- hospital treatment for 67,775 inpatients and 255,000 outpatients;
- 91% of one year old children receiving the primary immunisation schedule;
- 177,500 mental health non-admitted occasions of service; and
- breast cancer screening for 12,000 women.

Emergency Department access block

Over the longer term, ACT Health is committed to improving emergency department access block.

The following shows the proportion of persons who are admitted via the emergency department who wait more than eight hours from commencement of treatment to admission in a ward. The long term target is to reduce this proportion to 20%.

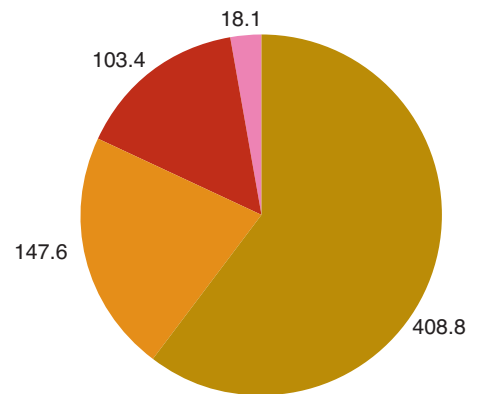


Education

Quality education and training is a priority. In education, training and lifelong learning there will be targeted activities occurring from birth through to old age. The Government is committed to maintaining a well-educated community by ensuring all students have access to quality education regardless of economic circumstances.

Government expenditure on Education and Training during 2005-06

■ Government School Education.....	\$408.824m
■ Non-government Schools	\$147.595m
■ Vocational Education and Training ...	\$103.4m
■ Early Intervention	\$18.080m
Total	\$677.899m



GOVERNMENT SCHOOLING

2005-06 Total Expenses: \$408.8m.

Compared to the 2004-05 estimated outcome this represents an increase of **\$13.2m**.

2005-06 Budget Highlights

- **School Building Renewal Fund (\$2m)** – providing additional capital funding to improve the quality of school infrastructure.
- **Funding to support access and participation needs of students with a disability (\$1m)** – meeting the needs of students with a disability.

EARLY INTERVENTION

This includes early childhood and preschool education.

2005-06 Total Expenses: \$18.080m.

2005-06 Budget Highlights

- **Increase Preschool Hours (\$1.150m)** – recognising the benefits to children of early learning experiences.

NON- GOVERNMENT SCHOOLING

2005-06 Total Expenses: \$147.6m.

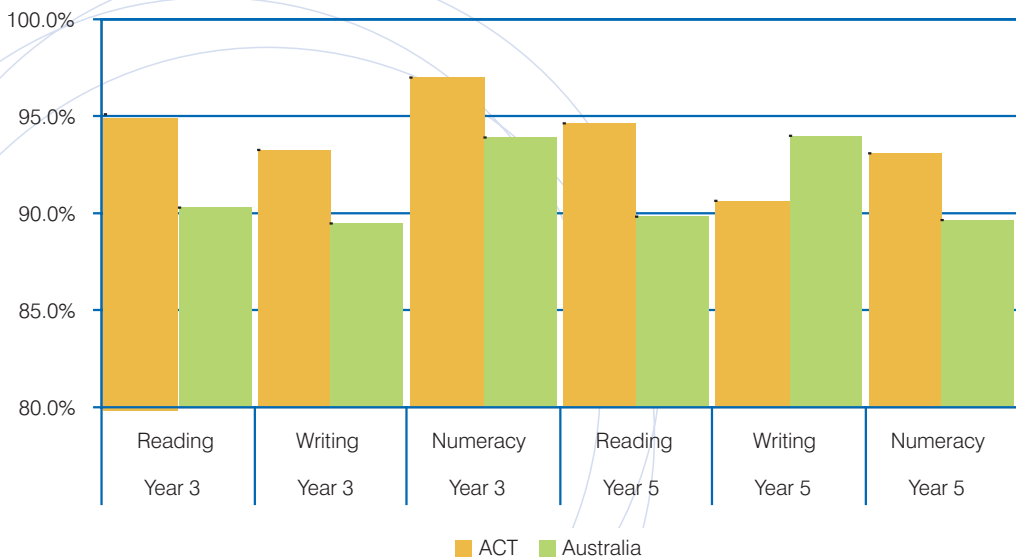
Compared to the 2004-05 estimated outcome this represents an increase of **\$13.7m**.

2005-06 Budget Highlights

- **Continued support for Kindergarten to Year 3 classes (\$0.250m)** – recognising the importance of the early years of education.

ACT students consistently achieve high levels in reading, writing and numeracy assessments against national benchmarks. It is a priority to maintain or improve the achievement of these excellent outcomes for students.

Students Who Achieved National Reading, Writing and Numeracy Benchmarks



VOCATIONAL EDUCATION AND TRAINING

2005-06 Total Expenses: \$103.4m.

Compared to the 2004-05 estimated outcome this represents a decrease of **\$2.1m**.

2005-06 Budget Highlights

- **VET Growth to Meet Skills Shortages (\$1.5m)** – meeting increased demand for traineeships and apprenticeships.




The 2005-06 Education Budget will provide....

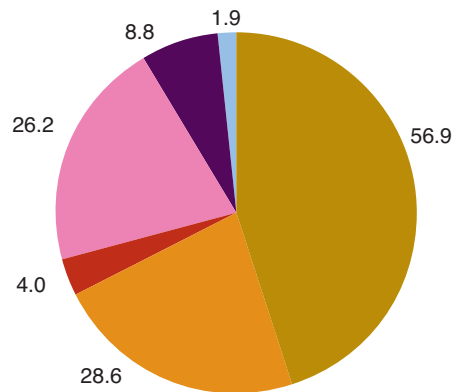
- education places for 35,721 students in 96 government schools;
- grants to support 24,554 students in 44 non-government schools;
- special needs education services for 1,667 students, including 340 students in 4 special schools and 1,327 students in mainstream schools;
- 5,335,000 annual student curriculum hours provided by the Canberra Institute of Technology and other vocational education training providers;
- education for 3,622 preschool children at 82 preschools (including the Jervis Bay and Cooperative preschools); and
- early intervention programs for 450 children with developmental delays and disabilities.

Disability, Public Housing And Community Services

The Government is committed to ensuring those who are less well off, or isolated, are not neglected. Specific programs and initiatives will assist the most vulnerable members of our community by targeting the causes of poverty and exclusion. This includes reducing indigenous disadvantage and ensuring people with disabilities have access to services regardless of economic circumstances.

Government expenditure on Disability and Community Services during 2005-06

	Disability Services and Policy	\$56.949m
	Community Development Services and Policy	\$28.615m
	Organisational Services	\$4.018m
	Concessions.....	\$26.117m
Early Intervention		
	Therapy Services	\$8.789m
	Child and Family Centre Program	\$1.908m



2005-06 Total Expenses \$126.4m.

Compared to the 2004-05 estimated outcome this represents an increase of \$5m.

2005-06 Budget Highlights

- **Community Support Services (\$0.415m)** – providing a north-side community service to assist youth and young adults to learn and develop life skills.
- **Children with High and Complex Needs (\$0.610m)** – assisting families with children requiring intensive support, in particular autism.
- **Child and Family Centre at Tuggeranong (\$0.338m)** – providing early intervention programs at Tuggeranong.
- **Community Support and Crisis Intervention (\$0.792m)** – providing critical support to people with a disability.
- **ACT Concessions Program (\$1.954m)** – meeting increasing costs and demand.

The 2005-06 Disability and Community Services Budget will provide...

- 327 accommodation places for people with a disability;
- 23,658 hours of home-based and 8,378 bed nights of centre-based respite care;
- 100,696 community access hours for people with a disability;
- 50,273 hours multidisciplinary therapy services;
- 50 parenting sessions and 20 community development and education programs; and
- \$26.1m for concessions to low income earners for services including public transport, electricity, water and sewerage and rates.

ACT HOUSING

The Government is committed to increased public and community housing in order to reduce homelessness.

2005-06 Total Expenses: \$117.7m.

Compared to the 2004-05 estimated outcome this represents an increase of **\$7m**.

2005-06 Budget Highlights

- **Energy and Water Efficiency Measures (\$1m)** – improving public housing efficiency standards.

The 2005-06 Housing Budget will provide...

- management of 11,179 public and 288 community housing properties; and
- 87% of public housing tenants with a rental rebate or subsidy.

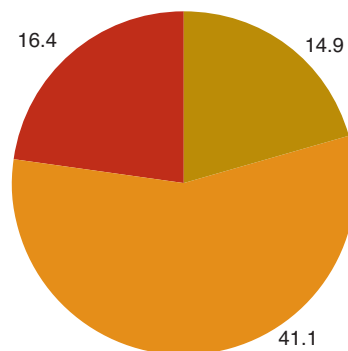
Children, Youth And Family Support

The Government recognises the importance of supporting children and families in need and is committed to protecting our vulnerable children and young people.

Government expenditure on Children, Youth and Family Support services during 2005-06

■ Client and Adolescent Services	\$ 14.913m
■ Care and Protection Services	\$41.100m
■ Early Intervention	
■ Child Development, Family Support and Prevention Services.....	\$ 16.377m

2005-06 Total Expenses: \$72.4m.



Compared to the 2004-05 estimated outcome this represents an increase of **\$5.4m**.

2005-06 Budget Highlights

- **Quamby Security (\$0.342m)** – improving security at the Quamby Youth Detention Centre.
- **Individual Support Packages (\$3.161m)** – providing accommodation support to children and young people with high needs.
- **Accommodation Consolidation (\$0.869m)** – centralising the Office for Children, Youth and Family Support.
- **ATSI Unit (\$0.7m)** – establishing an Aboriginal and Torres Strait Islander Unit to assist child protection and youth justice clients.

The 2005-06 Children, Youth and Family Support Budget will provide...

- capacity to handle 7,000 child protection reports annually;
- 113,265 days of out-of-home care used annually;
- 5,500 custody days used annually; and
- targeted early intervention services for 150 children and young people.

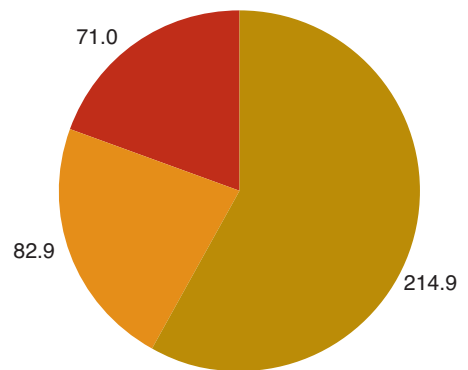
Urban Services

The Government is committed to delivering effective and efficient municipal services and implementing the sustainable transport plan.

Government expenditure on Urban Services during 2005-06

Municipal Services.....	\$214.9m
Transport.....	\$82.9m
Government Services.....	\$71.0m

2005-06 Total Expenses: \$368.8m.



Compared to the 2004-05 estimated outcome this represents a decrease of **\$8m**.

2005-06 Budget Highlights

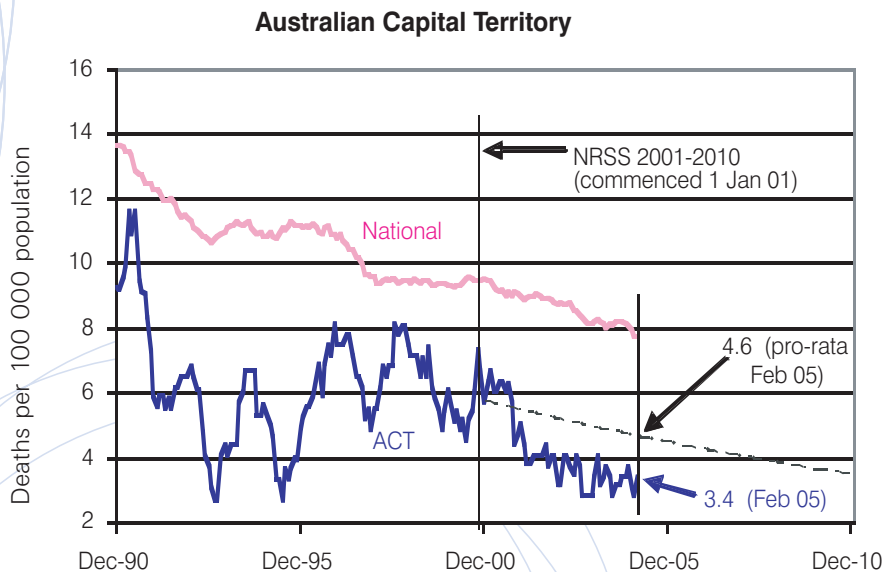
- **Slope Stability Safety Program (\$1m)** – stabilising rural roads affected by the January 2003 bushfire and subsequent rains, which have contributed to significant erosion.
- **Growth of the City, ACT NOWaste (\$0.131m)** – increasing waste services to meet growth in the new and expanding areas.
- **Footpath Maintenance (\$0.665m)** – expanding the footpath maintenance program, particularly in older suburbs.
- **Urban Tree Safety (\$0.790m)** – improving urban tree maintenance and removing dead trees.

The 2005-06 Urban Services Budget will provide...

- maintenance of the City's urban infrastructure including parks, trees, playgrounds, sportsgrounds and park facilities;
- public access to 72 internet terminals in ACT Libraries;
- 850,000 financial transactions through the ACT Shopfronts, Web and Voice based services, and approximately 2,600,000 Public library loans to Library customers;
- household waste and recycling services to 129,500 households; and
- increased traffic safety measures and road transport infrastructure to promote user safety and road user efficiency.

Annual number of road fatalities

The Territory's road safety programs aim to maintain the ACT's trend reduction in the annual number of road deaths, less than the target in the National Road Safety Strategy.



TRANSPORT INCLUDING ACTION BUS SERVICES

Government expenditure on Transport during 2005-06

2005-06 Total Expenses: \$82.9m.

Compared to the 2004-05 estimated outcome this represents an increase of **\$6.5m**.

2005-06 Budget Highlights

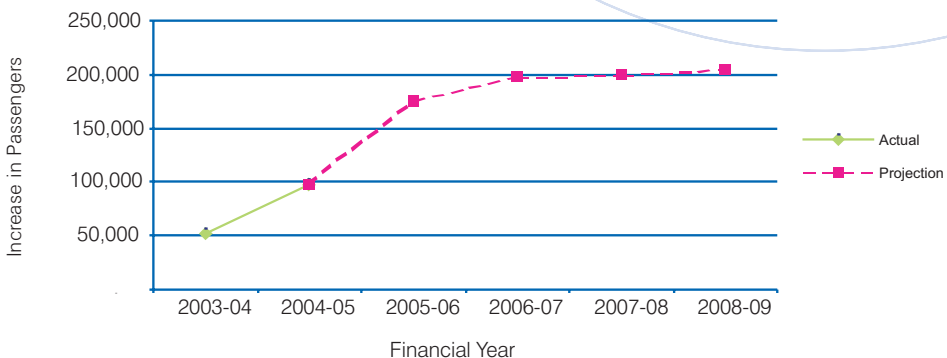
- **Bus replacement program (\$4.840m)** – the purchase of an additional eleven new Compressed Natural Gas (CNG), wheelchair accessible, air conditioned buses meeting *Disability Discrimination Act 1992* (DDA) targets.
- **Increased funding for bus maintenance (\$0.923m)** – increased maintenance to be safe, environmentally friendly and comfortable for passengers.
- **Fuel funding base adjustment (\$1.736m)** – to allow for rising deisel prices.

The 2005-06 Transport Budget will provide...

- 16.4 million public transport passenger boardings;
- 17.4 million public bus transport in-service kilometres;
- upgrading of the public bus transport fleet;
- late/night/weekend services;
- concession and special needs transport;
- school services; and
- the purchase of an additional 20 CNG buses as part of ACTION's bus replacement program, bringing the total number of CNG buses to 53.

ACTION is committed to increasing the number of adult passenger boardings over time.

Increase in the Number of adult passenger boardings



Planning

The structure of the city will be more sustainable, compact and efficient in its layout. The Government is committed to smarter planning and regulation, consolidating Canberra's Urban form, and making Civic a greater focus for culture, business and events.

Government expenditure on the Planning and Land Authority during 2005-06

2005-06 Total Expenses: \$37.6m.

Compared to the 2004-05 estimated outcome this represents a decrease of **\$1.7m**.

2005-06 Budget Highlights

- **Reform of Planning and Land System (\$0.290m)** – reviewing the ACT's planning and land administration system.
- **Evaluating the Building Sustainability Index (BASIX) (\$0.160m)** – to evaluate BASIX as a tool to reduce water and electricity consumption in new homes.
- **Bushfire Affected Areas (\$0.070m)** – managing development, land, building and leasing compliance issues in the bushfire affected areas.
- **Real Time Passenger Information (\$6.760m)** – providing information on actual bus arrival times at interchanges and stops on electronic and LCD displays.

The 2005-06 Planning Budget will fund...

- implementation of the *Canberra Spatial Plan*;
- forward design of the Belconnen to Civic busway, part of the *Sustainable Transport Plan*;
- implementation of the *Canberra Central Program*;
- reform of the planning and land administration system; and
- progression towards a fully integrated development application assessment process.

Emergency Services

The Government remains committed to improving community safety providing substantial funds to replace and update emergency vehicles and equipment, including maintenance of the new communications system.

Government expenditure on Emergency Services during 2005-06

2005-06 Total Expenses: \$67.5m.

Compared to the 2004-05 estimated outcome for the emergency services budget this represents an increase of **\$1.8m**.






2005-06 Budget Highlights

- **Emergency Vehicles Replacement (\$2.6m)** – replacing essential emergency response and support vehicles.
- **Patient Monitor/Defibrillators and Stretchers (\$1.210m)** – replacing emergency ambulance equipment.
- **Communications and Information Management Capability (\$3.903m)** – maintaining new operational communications capability.
- **Increase Aero-Medical-Service Funding (\$0.1m)** – supporting the Snowy Hydro SouthCare helicopter service.

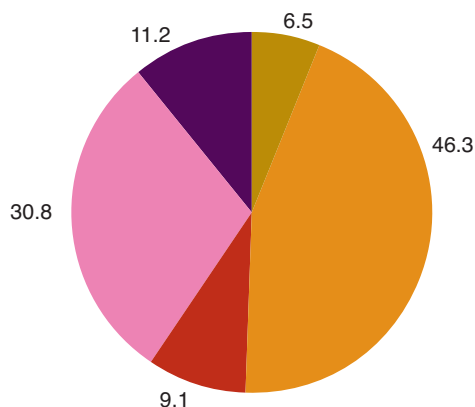
Justice and Community Safety

The Government is committed to a fair legal system based on the principles of equity, access, participation and rights.

Government expenditure on Justice and Community Safety during 2005-06

	Policy Advice and Justice Programs.....	\$6.511m
	Justice and Legal Services.....	\$46.277m
	Regulatory Services.....	\$9.119m
	Correctional Services.....	\$30.778m
	Territorial Expenditure*.....	\$11.205m

*primarily Legal Aid and criminal Injury compensation



2005-06 Total Expenses: \$103.9m.

Compared to the 2004-05 estimated outcome this represents a decrease of **\$0.1m**.

2005-06 Budget Highlights

- **Human Rights Commission (\$0.413m)** – creating a new Commission to incorporate the functions of the Community and Health Services Complaints Commissioner, the Discrimination and Human Rights Commissioner, the Disability Services Commission and includes establishing the office for the Commissioner for Children and Young People.
- **Circle Sentencing (\$0.1m)**: - supporting the Ngambra Circle Sentencing Court in dealing with traditional ways of resolving conflict and doing justice.
- **Reducing Property Crime (\$0.550m)** – tackling high volume repeat offenders.

The 2005-06 Budget will provide...

- the listing of 102,650 hearings before the Magistrates and Supreme Courts;
- the detention of an average of 125 prisoners and 70 remandees at any one time; and
- the conclusion of 14,900 public prosecution matters.

Policing

ACT Policing provide policing services to the community for the protection of citizens and their property, which are provided under an agreement between the ACT Government and the Commonwealth Government.

Government expenditure on Policing during 2005-06 will be \$94.4m.

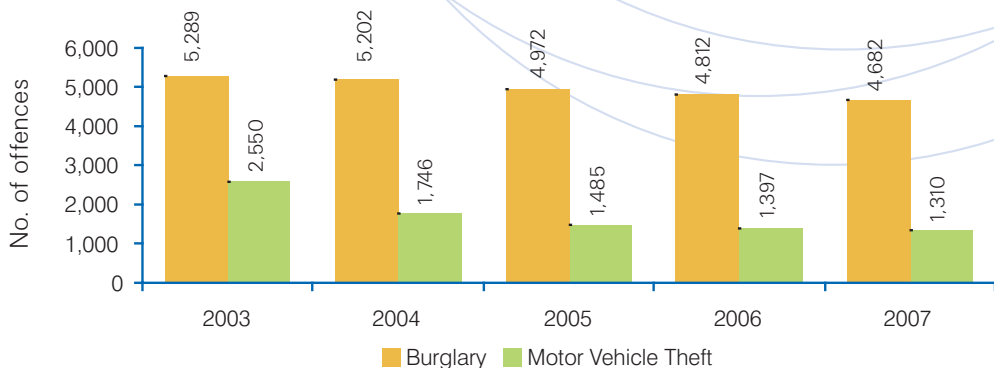
Compared to the 2004-05 estimated outcome this represents an increase of **\$3.5m**.

2005-06 Budget highlights

- **AFP Child Protection Register (\$0.1m)** – providing for the initial development of a child protection registration capability.
- **AFP Belconnen Police Station (\$0.2m)** – providing for a feasibility study for the replacement of the Belconnen Police Station.
- **AFP Increased Police Numbers** – providing for 10 additional police positions in 2007-08 and a further 10 in 2008-09.

Crime Prevention strategies aim to achieve and sustain a 10% reduction in burglary and 25% reduction in motor vehicle theft by December 2007.

ACT Property Crime Reduction Strategy: Reduction Targets 2005-07

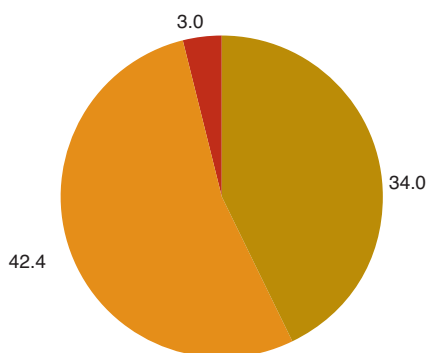


Chief Minister's Department

Department is responsible for co-ordinating policy advice and implementation of major government initiatives including *The Canberra Plan*.

Government expenditure on the Chief Minister's Department during 2005-06

■ Policy.....	\$34.067m
■ Arts, Heritage and Environment.....	\$42.358m
■ Corporate Management.....	\$2.983m



2005-06 Total Expenses: \$79.408m

Compared to the 2004-05 estimated outcome this represents an increase of **\$2.4m**.








2005-06 Budget Highlights

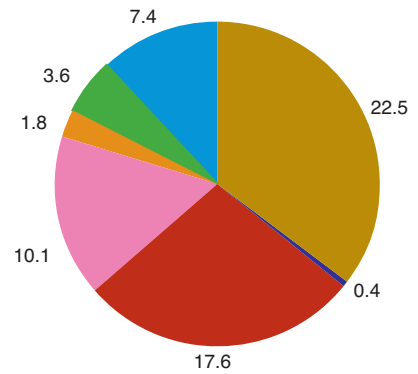
- **Strategic Projects (\$2.2m)** – implementing a range of priority projects including redeveloping rural villages affected by the January 2003 bushfire, restoring the Cotter area and the Tidbinbilla Nature Reserve, and establishing the Canberra International Arboretum.
- **Asbestos Reform (\$1m)** – improving community awareness and managing the risks of asbestos.
- **Family Violence Intervention Program (\$0.114m)** – assisting people affected by domestic violence.
- **Greenhouse Gas Abatement Scheme (\$0.075m)** – setting a mandatory greenhouse gas benchmark for ACT electricity retailers.
- **National Red Imported Fire Ant Eradication Program (\$0.920m)** – expanding the eradication program.

Economic Development (including Sport and Recreation)

The Government's economic development objectives for the ACT include strong labour force participation and low unemployment, becoming the most small business friendly place in Australia, building on education exports and commercialising research, overcoming skills shortages, promoting cluster innovation-based industries, and developing Canberra's role as a regional centre.

Government expenditure on Economic Development during 2005-06

	Business ACT	\$22.539m
	Small Business Commissioner	\$0.346m
	Tourism.....	\$17.558m
	Sport, Recreation and Racing sector development	\$10.143m
	Athlete scholarships and services.....	\$1.746m
	Facilities planning and usage.....	\$3.655m
	Territorial Grants Expenditure Program.....	\$7.435m



2005-06 Total Expenses: \$ 63.4m.

Compared to the 2004-05 estimated outcome this represents an increase of **\$10.2m**.

2005-06 Budget Highlights

- **Manuka Oval (\$0.770m)** – maintaining and improving Manuka Oval.
- **Kids at Play (\$0.1m)** – providing active play opportunities for children.
- **Priority Industry Sector Support Program (\$0.232m)** – researching information on key industries.

The 2005-06 Department of Economic Development Budget will fund...

- the extension of the operational base of the Knowledge Fund;
- development of a range of activities within targeted industry sectors;
- maintenance and operational costs of Manuka Oval; and
- programs focusing on increasing children's level of physical activity.

Early Intervention

Supporting families and protecting children through preventative and early intervention programs, including services for children with a disability, is a major focus of the Government.

Early Intervention is an important investment in the future of our children, families and our community. It provides important building blocks that assist us with being resilient to or avoiding challenges that we may face, particularly at key turning points and transitions in our lives. Government investment in early intervention also potentially avoids or reduces the need to direct significant amounts of public money in the future toward the lengthy and expensive support programs that are required to address serious and engrained problems.

Who provides Early Intervention Programs:

ACT Health (\$16.322m): health programs aimed at preventing or intervening early in health care conditions that result in major acute or chronic health burdens on the community, such as child immunisation, newborn hearing screening, and breast and cervical screening.

Department of Disability, Housing and Community Services (\$10.490m): therapy services for children with developmental delays and children, young people and adults with disabilities, and early intervention and prevention programs through child and family centres.

Office for Children, Youth and Family Services (\$16m): child development and family support and prevention services to assist children, young people and families, such as Parents as Teachers, Schools as Communities, and Youth Connection.

Department of Education and Training (\$16.731m): early intervention programs that focus on early childhood development needs, such as preschool education.

Department of Urban Services (\$0.128m): public library services for children from birth to age 5 and their families, such as Bookstart for Babies, Rhyme time sessions, and Storytime.

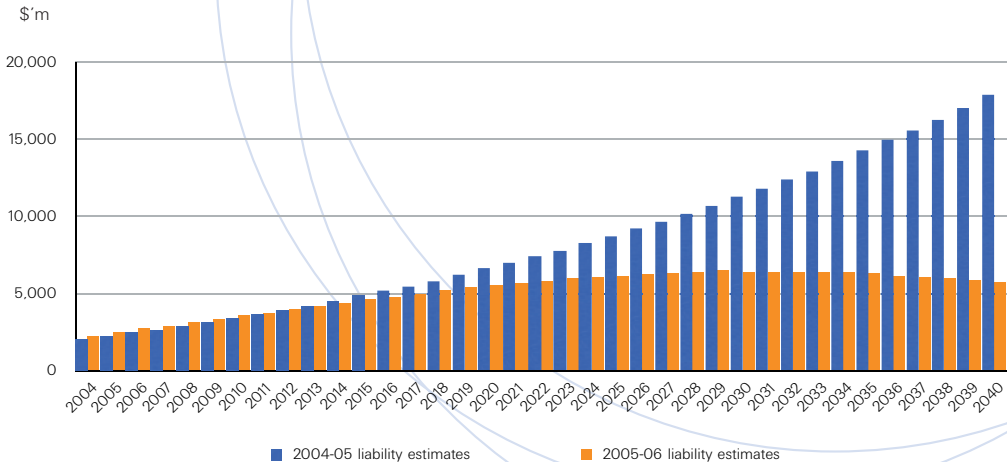
Superannuation

The Budget continues the strategy for meeting the Territory's superannuation liabilities.

The Commonwealth recently enacted legislation to amend the PSS from a defined benefit scheme to a defined contribution scheme to new members from 1 July 2005. From that date the Government is required to make payments on a full cost basis (15.4% of superannuable salary).

The chart below illustrates the impact to the actuarial estimates for the Territory's superannuation liabilities due to the closure of the defined benefit PSS from 1 July 2005, and the requirement of the Territory to meet the accruing employer liability as it falls due.

Actuarial Revision to Estimated Superannuation Liabilities



ACT Economic Outlook

Looking ahead

The ACT economy is expected to continue to grow but at rates lower than the national average because the ACT benefits less than the national economy from increased global demand.

The ACT's trend unemployment rate is currently at a record low and the local labour market is expected to remain tight as attracting interstate workers remains a challenge given the strength of the national labour market.

Economic Forecasts

	2003-04	2004-05	2005-06	2006-07	2007-08	2008-09
	(Actual)	(Forecast)	(Forecast)	(Forecast)	(Forecast)	(Forecast)
(Average annual growth)						
Percentage change on previous year						
Gross State Product	1.5	2.0	1.8	1.5	2.3	2.5
Gross Domestic Product	3.8	3.0	3.25	3.5	3.5	3.5
Employment Growth	0.0	1.5	1.0	1.0	1.5	1.5
Consumer Price Index	2.9	2.25	2.25	2.5	2.5	2.5
State Final Demand	3.8	3.5	3.3	3.0	3.8	4.1
Interest Rates	5.06	5.35	5.75	5.75	5.75	5.75
Population	0.2	0.5	0.8	0.8	0.8	0.7