




# 2018-19 CAPITAL WORKS PROGRAM

## Year-to-Date 30 June 2019

### Progress Report



## TABLE OF CONTENTS

<b>1</b>	<b>INTRODUCTION.....</b>	<b>3</b>
<b>2</b>	<b>2018-19 CAPITAL WORKS PROGRAM .....</b>	<b>3</b>
2.1	2018-19 PROGRAM OVERVIEW .....	3
2.2	2018-19 PROGRAM EXPENDITURE YTD JUNE 2019 .....	3
2.2.1	<i>Capital Delivery Provision.....</i>	<i>4</i>
2.2.2	<i>2018-19 Better Infrastructure Fund .....</i>	<i>5</i>
2.2.3	<i>2018-19 Information and Communication Technology (ICT) and Plant and Equipment (P&amp;E) Expenditure</i>	
2.3	HISTORICAL EXPENDITURE TRENDS .....	6
2.4	NON-FINANCIAL (MILESTONE) OUTCOMES .....	7
2.4.1	<i>Pre-construction Milestones .....</i>	<i>7</i>
2.4.2	<i>Construction Milestones .....</i>	<i>8</i>
2.5	DELIVERY OF INFRASTRUCTURE FOR THE ACT COMMUNITY .....	8
2.5.1	<i>Land Release Program .....</i>	<i>8</i>
2.5.2	<i>Public Housing Renewal.....</i>	<i>10</i>
2.5.3	<i>Delivery of Transport Infrastructure .....</i>	<i>11</i>
2.5.4	<i>Enhancing Community Safety, Corrections and Justice.....</i>	<i>14</i>
2.5.5	<i>Providing Education for All.....</i>	<i>16</i>
2.5.6	<i>Recreation and Parks.....</i>	<i>17</i>
2.5.7	<i>Supporting Environmental and Waste Management .....</i>	<i>19</i>
2.5.8	<i>Delivering Health Services.....</i>	<i>19</i>

## Attachments

APPENDIX 1: CAPITAL WORKS EXPENDITURE BY MAJOR PROJECTS

### Front cover photos

20 PUBLIC HOUSING RENEWAL UNITS IN MONCRIEFF

NEW EXTERNAL COURTYARD FOR DEMENTIA PATIENTS AT CANBERRA HOSPITAL

## 1 Introduction

This report details the Government's 2018-19 Capital Works Program and outlines major project achievements for the quarter ending 30 June 2019. Details of agency major projects for the year are at Appendix 1. A major project is a project with a budget greater than or equal to \$10 million.

The 2018-19 Capital Works Program includes reporting against investment in Information and Communication Technology (ICT) and Plant and Equipment (P&E).

This report does not detail the financial performance of the public private partnerships (PPP) that are being undertaken by the private sector as these projects are not part of the Government's 2018-19 Capital Works Program. However, this report does provide a progress update on physical delivery for each PPP project.

## 2 2018-19 Capital Works Program

### 2.1 2018-19 Program Overview

The 2018-19 Budget continued the significant investment in capital works across the Territory.

The original budgeted 2018-19 Capital Works Program, as published in the 2018-19 Budget, was \$746 million. This increased to \$764 million with the new initiatives in the 2018-19 Budget Review totalling \$18 million. Subsequent adjustments to the budget associated with the rolling over of unspent funds from 2017-18, program adjustments and variations, and program savings increased available funding in the 2018-19 financial year to \$789 million.

A reconciliation of the 2018-19 Capital Works Program is shown in **Table 1** below.

**Table 1 – 2018-19 Capital Works Program Available Funding**

	\$ million
<b>2018-19 Original Budget</b> <sup>1</sup>	<b>764</b>
<b>Net Program adjustments, savings and rollovers</b>	<b>25</b>
<b>Total Funds Available for Expenditure 2018-19</b>	<b>789</b>

**Notes:**

1. Includes 2018-19 Budget Review new initiatives

### 2.2 2018-19 Program Expenditure YTD June 2019

Actual year-to-date (YTD) expenditure as at June 2019 was \$642 million comprising:

- new works expenditure of \$110 million; and
- works-in-progress expenditure of \$532 million.

The YTD June capital expenditure accounted for 81 per cent of total funds available for capital works in 2018-19.

A breakdown of YTD expenditure by agency is provided in Table 2 below.

**Table 2 – Capital Works Program Expenditure – as at June 2019**

Agency	2018-19 Total funds available for expenditure \$'000	YTD June 2019 expenditure \$'000	Percentage spent YTD June 2019
Canberra Institute of Technology	4,965	4,502	91
Chief Minister, Treasury and Economic Development Directorate	89,919	67,841	75
City Renewal Authority	20,205	5,483	27
Community Services Directorate	4,196	2,923	70
Cultural Facilities Corporation	2,203	1,598	73
Education Directorate	84,727	88,031	104
Elections ACT	700	91	13
Environment Planning and Sustainable Development Directorate	160,900	176,072	109
Health Directorate	140,179	94,432	67
Housing ACT	10,153	5,952	59
Justice and Community Safety Directorate	25,205	21,144	84
Office of the Legislative Assembly	1,045	1,045	100
Transport Canberra and City Services Directorate	244,638	172,681	71
<b>TOTAL</b>	<b>789,035</b>	<b>641,795</b>	<b>81</b>

### 2.2.1 Capital Delivery Provision

The 2018-19 Budget included a Capital Delivery Provision to improve the accuracy of the overall budget estimates. While agencies are funded to deliver each capital project according to agreed timelines, there remain risk to the delivery of each project. Reflecting these risks, but recognising that it is not possible to identify whether they will eventuate for any given project, the Government has adjusted the forecast of the aggregate Capital Works Program expenditure. The adjustment is based on past outcomes and risk analysis. This provision is included at a whole of government level and does not affect the timely delivery of any project.

The level of expenditure against the 2018-19 Budget, adjusted for the Capital Delivery Provision, is provided in Table 3 below.

**Table 3 – Performance against Capital Delivery Forecast June 2019**

2018-19 Total funds available for expenditure (\$'000)	2018-19 Capital Delivery Provision adjustment (\$'000)	2018-19 Capital delivery forecast (\$'000)	Actual expenditure YTD against Capital delivery forecast (\$'000)	Percentage spent YTD June 2019
789,035	-148,000	641,035	641,795	100

### 2.2.2 2018-19 Better Infrastructure Fund

Capital improvements are essential works that extend the useful life or improve the service delivery capacity of existing assets and do not include expenditure for repairs and maintenance.

YTD June expenditure for the 2018-19 Better Infrastructure Fund was \$60 million, or 109 per cent of the available budget of \$55 million. The acceleration of the Better schools for our kids – Public school infrastructure upgrades program of the Education Directorate was the major reason for the higher than budget spend in 2018-19. This acceleration impacts only the timing of delivery for this multi-year project and will not result in an overspend for the project overall.

**Table 4 – 2018-19 Better Infrastructure Fund Expenditure – June 2019**

Agency	2018-19 Budget \$'000	2018-19 YTD June 2019 expenditure \$'000	Percentage spent YTD June 2019
Canberra Institute of Technology	2,708	2,708	100
Chief Minister, Treasury and Economic Development Directorate	7,956	6,545	82
Community Services Directorate	402	402	100
Cultural Facilities Corporation	408	408	100
Education Directorate <sup>1</sup>	14,600	27,076	185
Environment Planning and Sustainable Development Directorate	765	654	85
Health Directorate	4,853	4,851	100
Justice and Community Safety Directorate	1,678	748	45
Office of the Legislative Assembly	958	958	100
Transport Canberra and City Services Directorate	20,892	15,656	75
<b>TOTAL</b>	<b>55,220</b>	<b>60,007</b>	<b>109</b>

**Notes:**

1. Education Directorate has accelerated the program.

Significant infrastructure improvements being delivered in 2018-19 from the Better Infrastructure Fund include:

- a major investment in public school infrastructure and safety improvements;
- improvements to Canberra's CIT infrastructure;
- improvements to sporting facilities including upgrades to ovals, pavilions and pools;
- improvements to forensic medical centre facilities;
- heritage and arts facility improvements;
- safety compliance upgrades to city infrastructure;
- revitalisation of Woden library and other town centre infrastructure;
- building upgrades and facility improvements for health and hospital infrastructure;
- road safety measures including traffic signal controls;
- footpath and cycling infrastructure improvements around schools and across the broader city network;
- upgrades and modifications to public transport infrastructure;

- improvements to our walking tracks, parks and nature reserves; and
- security improvements to ACT Policing facilities.

### 2.2.3 2018-19 Information and Communication Technology (ICT) and Plant and Equipment (P&E) Expenditure

The 2018-19 Capital Works Program included investment by the Government in ICT and P&E projects. Total investment in these projects for 2018-19 was valued at \$142 million. For the quarter ending 30 June 2019 a total of \$86 million had been spent, or 61 per cent of available funding, refer to Table 5, below for more information.

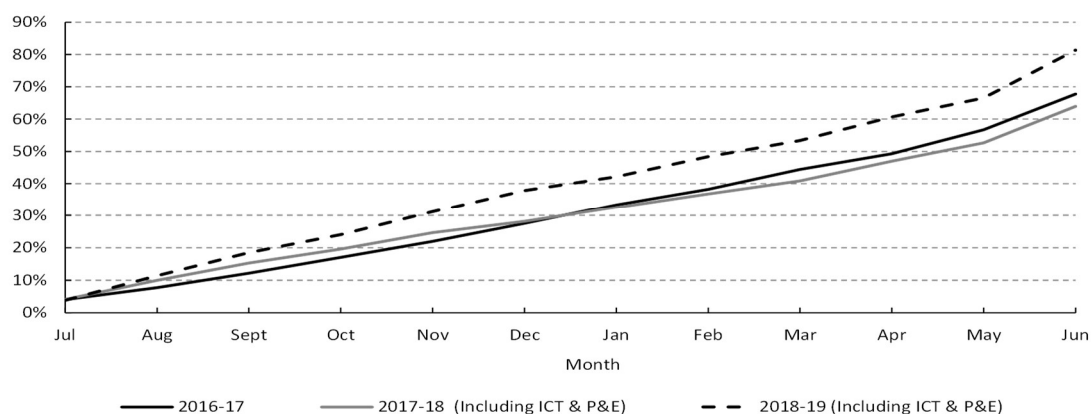
**Table 5 – 2018-19 ICT and Plant and Equipment project expenditure – June 2019**

Agency	2018-19 Funds Available for Expenditure \$'000	2018-19 YTD June 2019 expenditure \$'000	Percentage spent YTD June 2019
Canberra Institute of Technology	1,257	1,257	100
Chief Minister, Treasury and Economic Development Directorate	38,447	26,105	68
Community Services Directorate	3,794	2,521	66
Education Directorate	14,815	7,356	50
Elections ACT	700	91	13
Environment Planning and Sustainable Development Directorate	2,484	1,161	47
Health Directorate	15,052	10,914	73
Housing ACT	223	181	81
Justice and Community Safety Directorate	13,425	13,803	103
Office of the Legislative Assembly	87	87	100
Transport Canberra and City Services Directorate	51,617	22,852	44
<b>TOTAL</b>	<b>141,901</b>	<b>86,327</b>	<b>61</b>

### 2.3 Historical expenditure trends

Figure 1 below shows cumulative monthly expenditure as a proportion of annual total funds available for the Capital Works Program for the three years to 2018-19.

**Figure 1: Cumulative percentage of program expenditure – YTD June 2019, 2017-18 and 2016-17<sup>1</sup>**



**Note:**

1. The 2016-17 Program expenditure excludes ICT and P&E projects, these were introduced into the Program in 2017-18.

## 2.4 Non-Financial (Milestone) Outcomes

Delivery of the Capital Works Program is also measured against non-financial indicators and reported against key milestones for all projects.

### 2.4.1 Pre-construction Milestones

There are a significant number of milestones to occur prior to the commencement of a contract for construction. These include the following:

- early planning;
- consultation;
- design;
- sketch plans; and
- development application approval/lodgement.

Agencies that have operational responsibility for project delivery are required to set their milestone targets and report on their achievement throughout the year. The whole-of-government performance for the three months to 30 June 2019 is set out in Table 6 below.

This table excludes projects funded from the Better Infrastructure Fund which are usually minor in size.

#### Pre-Construction Key Performance Indicators

**Table 6 – June 2019: Capital Works Program Pre-construction Milestone Performance**

<b>Pre-Construction</b>	<b>Total number of targets</b>	<b>Targets Achieved</b>	<b>Percentage achievement</b>
Project Brief	1	0	0
Early Planning	16	8	50
Consultation	8	2	25
Functional Brief Lodged	2	0	0
Final Sketch Plan	12	2	17
Design	9	2	22
DA Lodged	2	1	50
DA Approved	5	2	40
Contract Signed	9	8	89
<b>TOTAL</b>	<b>64</b>	<b>25</b>	<b>39</b>

## **2.4.2 Construction Milestones**

### **Construction Key Performance Indicators**

- Fifty eight per cent (39 out of 67) of agency-forecast quarterly construction targets were achieved within an acceptable level of variation of 0 to 10 per cent from target in the three months to 30 June 2019.
- Seven per cent (5 out of 67) of the projects in the construction phase outperformed against the target.
- Thirty four per cent (23 out of 67) of the projects underperformed by greater than 10 per cent.

## **2.5 Delivery of Infrastructure for the ACT Community**

### **2.5.1 Land Release Program**

The four-year Indicative Land Release Program is an enabler of the Government's social and economic strategies for the community. These strategies seek to support the needs of a growing population, changing household demographics and an expanding economy. The Land Release Program contributes to financial and environmental objectives by seeking to:

- promote the economic and social development of the Territory;
- meet the demand for land in the Territory;
- establish an appropriate inventory of serviced land;
- facilitate the provision of affordable housing; and
- achieve satisfactory returns from the sale of unleased Territory land.

The ACT Government's Indicative Land Release Program for the 2018-19 Budget included a sales target of 17,000 residential dwelling sites between 2018-19 and 2021-22.

Progress against key capital projects that support the Land Release Program as at June 2019 was as follows:

- Better roads for Belconnen – Aikman Drive duplication – construction works with the exception of pit adjustments and final wearing course were complete.
- Better roads for Gungahlin – Horse Park Drive duplication (Mulligans Flat Road to the Federal Highway) – all roadworks were complete and the road was open to all road users. Landscaping works were underway.
- Building a better city – Gundaroo Drive duplication – Stage 2 – Phase 1 works between Nudurr Avenue and Barton Highway were complete with defects being rectified by the contractor. Phase 2 works between Nudurr Avenue and Gungahlin Drive were progressing well with one of the bridge extensions already installed and removal and relocation of services underway.





**Gundaroo Drive stage 2**

- Improving Our Suburbs – New Molonglo Valley infrastructure – the progress of the project was as follows:
  - Molonglo Valley – John Gorton Drive 3A – construction works were complete. Landscaping and defect rectification works were continuing;
  - Molonglo Valley – John Gorton Drive 3B – earthworks and construction of protection slabs over the services main were continuing; and
  - Molonglo Valley – Water main from Weetangera Reservoir – construction work on pipe laying and pit structures was completed and the landscaping had commenced.



**New Molonglo Valley Infrastructure – Valve pit Weetangera**




New Molonglo Valley Infrastructure – John Gorton Drive 3A looking north

### 2.5.2 Public Housing Renewal

Total funding of more than \$600 million had been provided for the renewal of all public housing sites included in the ACT's Asset Recycling Initiative (ARI) agreement with the Commonwealth. This included funding in the 2018-19, 2016-17 and 2015-16 Budgets for the redevelopment and replacement of Owen Flats (Lyneham), Karuah (Dickson), Allawah Court (Braddon), Red Hill Housing Precinct (Red Hill), Bega Court (Reid), Northbourne Flats (Braddon and Turner), Currong Apartments (Braddon), Stuart Flats (Griffith), Strathgordon Court (Lyons), De Burgh Street – North and South (Lyneham) and Gowrie Court (Narrabundah).

The funding also covers Public Housing Renewal Taskforce costs and ensures the ACT Government can provide ongoing support and assistance to tenants during their relocation to improved accommodation.

Older multi-unit public housing properties are being replaced with modern homes that better meet the needs of tenants. The Public Housing Renewal Taskforce is delivering 1,288 replacement dwellings with 1,094 properties completed and transferred to Housing ACT so far. All remaining construction projects remain on track with the final development in Holder scheduled for completion in October 2019.



Public Housing Renewal Taskforce development in Lyneham



30 Public Housing Renewal units in Monash

### 2.5.3 Delivery of Transport Infrastructure

Significant upgrades to transport infrastructure across the Territory were planned for delivery in 2018-19 including:

- the design, construction and duplication of major roads and intersections to provide access to residential developments and reduce traffic congestion;
- the design and construction of new bus stations and upgrades of existing bus stops; and
- improvements to walking and cycling infrastructure to promote active travel.

Progress against key capital projects that provide public transport infrastructure, as at 30 June 2019, was as follows:

- More jobs for our growing city – Better Town Centres:
  - Pedestrian and Cycleway Improvements – a design consultant has been engaged and preliminary sketch plans have been completed. Government stakeholder consultation has been completed and targeted public consultation is underway. Additional traffic modelling has commenced; and
  - Town Square and Urban Realm Improvements – the Woden Experiment project has been extended to January 2020. Street Art projects and Winter Warmers activities are underway.
- Keeping our growing city moving – Better infrastructure for active travel:
  - Belconnen Town Centre – tender evaluations for construction and superintendent have been completed and negotiations with preferred tenderer are planned for July 2019. Detailed design for the Belconnen Art Centre foreshore path project is progressing with community and government stakeholder consultation continuing;
  - Tuggeranong Town Centre – Town Square and Laneways design and construction – final sketch plans have been finalised and are scheduled for government stakeholder review in July 2019. Final sketch plans are being finalised for the Path improvements project;

- Cycling Network Improvements – preliminary sketch plans for Part 1 (Priority Crossings), layout and concept design for Part 4 (Bike Barometer), and the sign layouts for Part 5 (Trailhead signage) are being reviewed by community and government stakeholders. The consultant review against standards continues for Part 2 (Wayfinding) and tenders are being assessed for Part 3 (Feasibility Study);
- Heysen Street Cycle Way Link – concept plans have been developed and consultation with key stakeholders continues; and
- Active Streets for Schools Program – responses from consultation with schools are being reviewed and incorporated into detailed scope of works.
- Better services in your community – Faster bus travel – tender documentation for Alinga Street bus shelter construction has been finalised and is ready for advertising, and the site has been prepared for construction.
- Building a better city – ACTION – New bus depot Woden – the services relocation contractor has taken possession of the site to commence services relocation. The Contaminated Site Audit report has been completed and is being reviewed by the auditor prior to submission to the Environment Protection Authority.
- Building a better city – Canberra Brickworks – Access road and Dudley Street upgrade – the Territory impact track Development Application has been submitted and has gone through the public notification period – the Notice of Decision is expected soon. Site management team and Principal Authorised Person tenders have been received and are currently being evaluated. Design details are being finalised.
- Building a better city – Monaro Highway upgrade – design tenders have been received and are being evaluated.
- Building a better city – Pialligo Avenue duplication – the design options study plans are being prepared and consultation with adjacent landlords has commenced.
- Keeping our growing city moving – Better infrastructure for the Rapid Transport Network – bus stop upgrades, shelter replacements, new parking arrangements, pavement markings and speed cushion installations at Coleman Court are completed. The request for tender for a new bus shelter and verge improvements for Alinga Street have been finalised.
- Keeping our growing city moving – John Gorton Drive and Molonglo River Bridge Crossing – early design – the design consultant has been engaged and consultation with key government stakeholders, utility authorities, special interest groups and industry stakeholders is being undertaken.
- Keeping our growing city moving – Monaro Highway Upgrade – the design consultant has been engaged and development of preliminary design is progressing.
- Keeping our growing city moving – Pavement upgrades – a consultant engineer has been appointed and geotechnical investigation has been carried out. Preparation of preliminary designs has commenced.

- Keeping our growing city moving – Pialligo Pedestrian Upgrades – a design consultant has been engaged and preliminary design options have been completed for community and government stakeholder review.
- Keeping our growing city moving – Road Duplication (Barton Highway to Ginninderra Drive) – the consultant is finalising the design and documentation for the submission of the Development Application.
- Light Rail – Stage 1 – (Public Private Partnership) construction progress is as follows:
  - The Light Rail Stage 1 project achieved Services Completion on 17 April 2019 receiving all required accreditations and approvals to commence operations. Public passenger services commenced on 20 April 2019. To coincide with the launch of the New Public Transport Network on 29 April 2019, Transport Canberra and City Services Directorate (TCCS) provided one month of free travel when passengers used their MyWay card. The project, delivered under a 20 year Public Private Partnership (PPP) with Canberra Metro, encompasses the design, construction, finance, operations and maintenance of the light rail line from Gungahlin to the City.
  - The project’s design and construction cost to the Territory was approximately \$675 million. This is approximately \$108 million under the \$783 million design and construction cost estimated in the project’s approved business case (including contingency), and approximately \$32 million less than the project’s anticipated \$707 million design and construction cost at contract signing.



Light Rail Stage 1

- Light Rail Stage 2 – City to Woden early planning
  - Following hearings of the Australian Government’s Joint Standing Committee on the National Capital and External Territories Inquiry into Commonwealth and Parliamentary approvals on the project, the Committee released a report in 2018 that has provided clarity on the approvals path and highlighted a number of sensitivities around building light rail in the Parliamentary Triangle. The Commonwealth Government’s response to the report has been received and TCCS continued to work closely with the National Capital Authority to deliver the ACT Government’s commitment to the Canberra community to build light rail to Woden.
  - TCCS focussed on advancing the documentation required for environmental and planning approvals, getting ready for the City to Woden light rail project to be assessed under the *Commonwealth’s Environment Protection and Biodiversity Conservation Act 1999*. This is an important step to clarify the heritage and environmental impacts of the project along the approvals process.
  - TCCS also continued to develop the business case that will facilitate ACT Government decision making on investment and procurement associated with the project.

#### 2.5.4 Enhancing Community Safety, Corrections and Justice

Progress against key capital projects that support community safety and justice services as at 30 June 2019 was as follows:

- More services for our suburbs – Enhancing our bushfire preparedness – the project was 80 per cent complete. Development of the Specialist Intelligence Gathering Capability (SIG) continued with completion scheduled in the first quarter of the 2019-20 financial year in preparation for aircraft arrival by December. ESA is working with the contractor on next phase of downstream software works as per the project plan. Purchase of additional communication equipment for direct access to footage in remote country was also underway. The structural repairs to three of the four fire towers was complete, with the final deck replacement for One Tree Hill due to commence in July. The Retardant Mixing facility was also completed.
- ESA – Station Relocation and Upgrade – Phase 2 – Due diligence – the Hume Training facility due diligence work is complete. The due diligence work and conceptual design for the ACT State Emergency Service Majura facility has commenced.
- Better support when it matters – Upgrading ESA Communications Centre is due for completion in the second half of 2019.

- ACT Law Courts Facilities (Public Private Partnership) – works on stage 2, the refurbishment of the existing Supreme Court, commenced on 15 October 2018 and will be completed in three stages. Firstly, a large section of the new basement custodial section was completed. The ground and first floor works were progressing and are programmed for completion by November 2019. The third part – reconfiguration of the current custody area in the existing Magistrates Court building is programmed for completion by the end of 2019.



**Main entry of the ACT Law Courts**

### 2.5.5 Providing Education for All

Major new works and upgrades to education facilities across the Territory continued. Some of the key progress during the quarter ending 30 June 2019 was as follows:

- Better schools for our kids – Expanding schools in Gungahlin was 80 per cent complete.
- Better schools for our kids — New school facilities in Molonglo — early planning work were complete.
- More schools, better schools – More places at Gungahlin schools was 20 per cent complete.
- Schools for the Future – Modernising Belconnen High was 95 per cent complete. Final landscape and post occupancy works will be completed during the 2019 school year.
- Schools for the Future – North Gungahlin and Molonglo was 99 per cent complete.



Enrichment Centre Lanyon High School



Woden School Cafe



### Recreation and Parks

The key projects in this area seek to improve community recreational facilities, lifestyle opportunities and cultural facilities. They include works on sporting facilities, parks, urban spaces and cultural institutions across Canberra. Some of the key progress to June 2019 was as follows:

- Better Services – Weston Creek and Stromlo swimming pool and leisure centre was 40 per cent complete. This included the following sections:
  - Concrete structures for a 50m pool, program pool and balance tanks;
  - Hydrostatic testing of the 50m pool;
  - All precast concrete for the plant room;
  - Concrete slabs for admin, café, amenities and gym; and
  - Roof structure for admin and café.

The final mechanical design had also been submitted.



**Stromlo leisure centre: The concrete structure of the 50 metre pool has been poured and water testing is currently underway**




**Stromlo leisure centre: Pouring of the concrete columns to the northern, southern and east pool hall are complete**

- Canberra Regional Visitors Centre Relocation was 95 per cent complete.



**Canberra Regional Visitors Centre**

- More and better jobs – Improving Manuka Oval facilities – Stage 2 was 99 per cent complete.



**Manuka oval media centre**

- More jobs for our growing city – Better arts facilities had a signed contract. The procurement of specialist equipment (a furnace) for the Canberra Glassworks was completed and the procurement planning for the Specialist Asset Replacement Scheme was continuing.
- More jobs for our growing city – Micro parks – the early concept design and targeted external consultation had been completed. A workshop had been undertaken to develop concept designs for Braddon Temporary Park.
- More jobs for our growing city – Renewing Higgins Neighbourhood Oval – civil works construction had commenced and works remained on track for completion in the first quarter of 2020.
- More services for our suburbs – Parkwood estate rehabilitation – an application for a Development Approval for demolition of existing structures was underway. Liaison with Ginninderry Joint Venture was underway confirming project scope and Development of stage 1 consultancy scope of works was also underway.

### 2.5.6 Supporting Environmental and Waste Management

Works continued on a number of environmental, sustainability and waste management projects in 2018-19. Some of the key progress for the quarter ending 30 June 2019 was as follows:

- Better services in your community – Jarramlee Nature Reserve – Protecting our nature reserves was complete.
- Better services in your community – Upgrade stormwater infrastructure on Flemington Road – the design for the levee had been finalised and superintendent contract awarded. The construction tender had been prepared and was ready for advertising.
- Building a better city – Improving Tharwa Village firefighting water supply – following initial community consultation, additional options for the location of the proposed infrastructure had been explored. Government stakeholder consultation on those options was underway in preparation for further community consultation in July 2019.
- Caring for our Environment – Lake Tuggeranong Water Quality Improvement – Stage 2 – the project had been physically completed and agreement on rectification of minor cracks had been reached.
- Environmental Offsets – Lawson South was complete.
- Keeping our growing city moving – Canberra Brickworks Precinct – Environmental offsets – works approval had been received from the National Capital Authority and the impact track Development Approval application had been lodged. The consultant tender had closed and was being assessed. A Territory plan variation to establish a nature reserve overlay for North Mitchell Grassland was progressing.

### 2.5.7 Delivering Health Services

Some of the key progress to June 2019 was as follows:

- Better Health Services – Upgrading and maintaining ACT Health assets (UMAHA). The average program completion for UMAHA was 90 per cent. The key achievements included:
  - Electrical main switch board – Building 2 substation upgrade and establishment of new main switchboards section 4, 5 and 6 were completed.
  - Hydraulics – Replacement of thermostatic mixing valve's on level 10 and works to replace the reduce pressure zone valves in Building 10 were completed.
  - ICT Nurse Call – Delivery, install and commissioning of uninterruptable power supply was completed.
- Better healthcare for a growing community – ACT Health critical assets upgrades – had reached three per cent completion. Handover of linear accelerator (LINAC 2) bunker and control room occurred, and rectification of fit-out defects were ongoing.
- Better healthcare for a growing community – Delivering the Weston Creek Walk-in Centre – had reached 72 per cent completion.

- Clinical Services Redevelopment – Phase 3 – Decanting works for the re-purposed rooms for Mental Health Ligature Minimisation Work had commenced.
- Improved Infrastructure for Acute Aged Care and Cancer Inpatients – Hydrotherapy pool works were completed, with 50 per cent of the construction works for Ward 14A completed.
- Sterilising Services – Relocation and upgrade – had reached 49 per cent completion. Equipment had been delivered and installation had commenced for the Reverse Osmosis plant.



**Left: New Linear Accelerator for the treatment of cancer patients - Radiation Oncology Canberra Hospital Right: New Single Photon Emission Computed Tomography (SPE-CT) medical imaging scanner Canberra Hospital**