



Australian
Capital
Territory
Government

Canberra 2000

Australian
Capital
Territory

BUDGET 2000

THE 2000-2001 BUDGET AT A GLANCE

B U D G E T P A P E R N ° 2

Presented on 23 May 2000

by Gary Humphries MLA, Treasurer
of the Australian Capital Territory

Guide to the Budget Papers

Structure and Content of the 2000-2001 Budget Papers

The 2000-2001 Budget is presented in four Budget papers.

Budget Paper No 1 – 2000-2001 Budget Speech

The Treasurer's Speech to the Legislative Assembly highlights the Government's Budget strategies and key features of the Budget.

Budget Paper No 2 – The 2000-2001 Budget at a Glance

Presents a summary of the overall budgetary position together with information on the Government's expenditure in key service delivery areas. It provides cross references to other budget papers to assist readers in locating details of specific budget measures.

Budget Paper No 3 – Budget Overview

Contains summaries of the 2000-2001 Budget and forward estimates for the general government sector, the public trading enterprise sector and the total Territory Government. Details of the projected 2000-2001 Budget results are provided, as well as background information on the development of the 2000-2001 Budget, including consultations with the community, economic conditions, and intergovernmental financial relations. The *Appropriation Bill 2000-2001* is appended.

Budget Paper No 4 – Budget Estimates

Provides information on each department and their respective output classes, including descriptions of functions, roles and responsibilities, together with major strategic highlights. Full accrual financial information is provided for the general government sector as well as details of the Territory's public trading enterprises.

Supplementary Paper – Canberra: Building Social Capital

Provides information on the Government's agenda for building social capital in Canberra. The paper describes social capital in Canberra, why it is important to the community and details the many examples of community, business and government partnerships which contribute to building social capital in Canberra.

ISSN 1327-581X

© Australian Capital Territory, Canberra May 2000

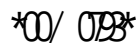
Material in this publication may be reproduced provided due acknowledgement is made. Produced for the Department of Treasury and Infrastructure by Publishing Services (Department of Urban Services). Enquiries about this publication should be directed to the Department of Treasury and Infrastructure, PO Box 158, Canberra City 2601.

Printed on recycled Australian made paper.

Publication No 00/0793

<http://www.act.gov.au>

Telephone: Canberra 13ACT1 or 132281



CONTENTS

THE BOTTOM LINE	1
BUDGET IN SURPLUS FOR THE FIRST TIME	2
WHERE OUR MONEY COMES FROM	3
TAXES, FEES AND FINES	4
CANBERRA : BUILDING SOCIAL CAPITAL	6
WHAT YOUR MONEY BUYS	7
CAPITAL WORKS	8
HEALTH AND COMMUNITY CARE	10
EDUCATION	13
CHILDREN'S, YOUTH AND FAMILY SERVICES	15
POLICING	16
JUSTICE AND COMMUNITY SAFETY	17
URBAN SERVICES	18
ENVIRONMENT AND HERITAGE	20
TRANSPORT	21
HOUSING	22
SPORT AND RECREATION	23
TOURISM	24
CHIEF MINISTER'S (INCLUDES BUSINESS AND EMPLOYMENT)	25
E-SERVICES FOR CANBERRANS	26
ACT ECONOMIC OUTLOOK	27

THE BOTTOM LINE

2000-2001 Budget
General Government Sector

Total Expenses: \$1,892.2m

Up \$32.7m (2%) on the forecast outcome for 1999-2000.

Total Revenue: \$1,901.4m

Up \$44.9m (2%) on the forecast outcome for 1999-2000.

Additional provision for Superannuation: \$5m

Operating surplus after provisions: \$4.2m

Up \$7.3m on the forecast outcome for 1999-2000.

The 2000-2001 Budget:

- achieves the ACT's first budget in surplus;
- invests in social capital that promotes partnerships among the community, business and government sectors in Canberra;
- increases spending on health by 4% to provide for new and expanded hospital and community services;
- significantly boosts funding to Canberra's schools;
- provides ACT policing with its largest increase in operational capacity since self government;
- includes additional funding to reduce the Territory's longer term superannuation liabilities;
- increases the payroll tax threshold to the highest level in Australia;
- addresses road safety and traffic congestion with a \$130m investment in Canberra's road network; and
- contains no major asset sales.

FURTHER INFORMATION: BUDGET PAPER 3, CHAPTERS 4.1 AND 4.2

BUDGET IN SURPLUS FOR THE FIRST TIME

The 2000-01 Budget is the first ACT Budget in surplus.

The operating position has moved from a \$343.8m loss in 1995-96 to a forecast surplus of \$4.2m in 2000-01.

Strong surpluses are expected across the forward years. This ensures that funds will be available for essential community services and provides capacity to invest in both physical and social capital.

A plan for superannuation

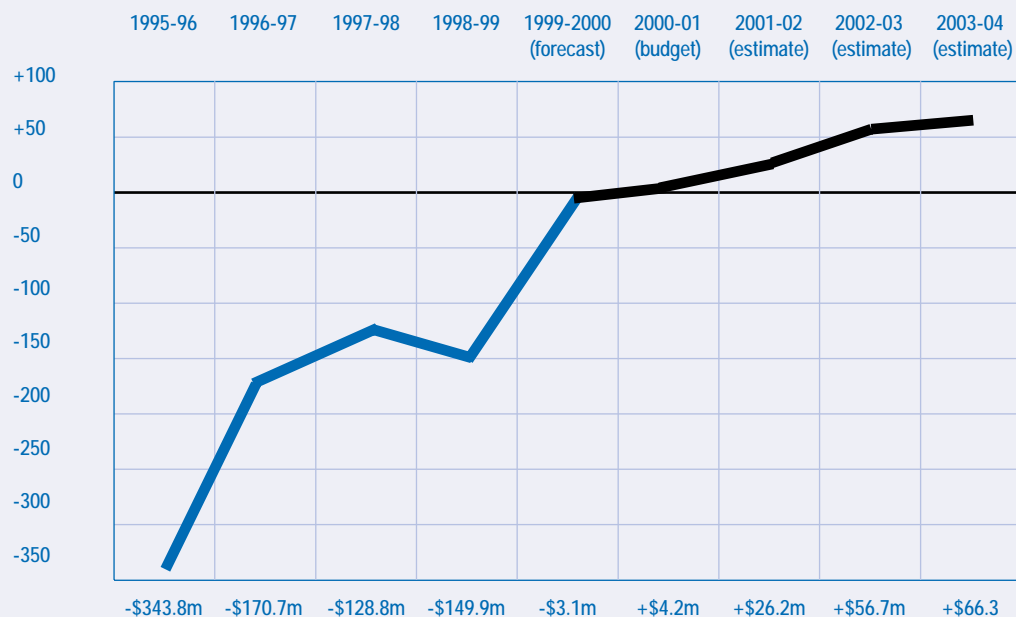
This Budget contains a strategy for meeting the Territory's superannuation liability. This includes:

- additional funding for superannuation of \$120m across the Budget period;
- legislation to protect funds set aside for superannuation; and
- formation of a Finance and Investment Advisory Board to provide expert input to the management of the Territory's investments and borrowings.

This adds to the \$300m provided for superannuation in February 2000.

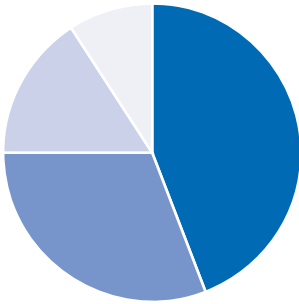
A Surplus Budget

ACT General Government Sector 1995-96 to 2002-04



FURTHER INFORMATION: BUDGET PAPER 3, CHAPTER 4.1

2000-2001 Government Revenue



- Commonwealth Grants \$840.8m
- Taxes, Fees & Fines \$584.9m
- Other Revenue \$303.2m
- User Charges \$172.5m

WHERE OUR MONEY COMES FROM

2000-01 ACT Government Revenue

This budget contains no new taxes.

Taxes, Fees and Fines: \$584.9m
Forecast to decrease by \$127.4m (18%) in 2000-01.

This is primarily because Liquor, Tobacco, and Petroleum Franchise Fees will be abolished on 1 July 2000 with the introduction of GST (-\$96.6m). Conveyance stamp duty is expected to reduce from high levels of pre-GST activity in 1999-2000 (-\$35.2m).

Commonwealth Grants: \$840.8m
Financial Assistance Grants are replaced by GST Revenue Grants. This revenue increases by the amount forgone on Franchise Fees. Federal funding will also significantly improve due to the application of the Commonwealth Grants Commission's 2000 update of relativities (\$29.9m).

User Charges: \$172.5m
User charges are revenues resulting from the sale of goods and services to consumers.

Forecast to increase by \$7.7m (5%).

Other Revenue: \$303.2m
Other revenues include items such as dividends from Territory Owned Corporations and land sales.

Forecast to increase by \$0.5m (0.2%).

FURTHER INFORMATION: BUDGET PAPER 3, CHAPTER 4.3

TAXES, FEES AND FINES

The Government aims to keep the general level of taxation in the ACT in line with surrounding NSW to avoid creating a disincentive for businesses and job creation in Canberra.

New measures in the 2000-01 Budget include:

- **Increase in Payroll Tax-Free Threshold (-\$1.088m)** – the payroll tax-free threshold will increase from \$800,000 to \$900,000 from 1 January 2001 – the highest threshold in Australia. The current tax rate of 6.85% will be retained. This will result in 60 small businesses no longer paying payroll tax in 2000-01.
- **Diesel Fuel Rebate Subsidy (\$0.041m)** – a one-off subsidy will be provided to eligible pensioners who currently receive a diesel fuel rebate for heating. The rebate is to be abolished in line with national taxation reforms. Payment of \$300 per eligible pensioner is equivalent to ten times the average yearly subsidy.
- **Assistance to Smaller Clubs (\$0.120m)** – this provides support to smaller clubs who, due to the introduction of the GST, will pay more in ACT tax and GST than they pay in ACT gaming tax alone.

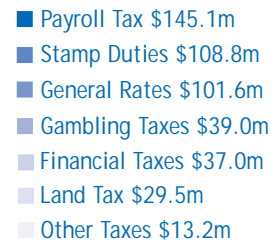
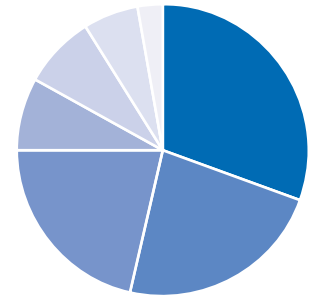
The structure of general rates is to change over the next two years. The fixed charge component of general rates is to be increased to a maximum of 40% of total rates revenue to better reflect the principle of user pays for basic municipal services. The remaining 60% will be based on land valuations.

Looking ahead

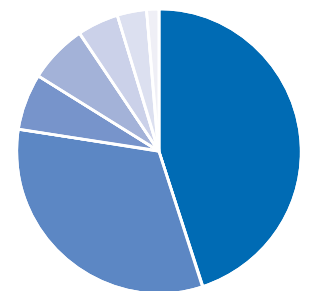
The Budget also forecasts a number of significant reductions in taxes on Canberrans in forward years, including:

- **Further Increase in Payroll Tax-Free Threshold (-\$4.0m)** - the threshold will increase to

Taxes: \$474.2



Fees and Fines: \$110.7m



\$1.250m from 1 July 2001 and to \$1.5m from 1 July 2002. This will result in a further 115 small businesses no longer paying payroll tax in 2001-02 and another 55 in 2002-03.

- **Removal of the Insurance Levy (-\$10.0m)** – abolishes the levy which assists the funding of Emergency Services from 1 July 2001. The benefit will be passed to householders and businesses that insure in the ACT, in the form of reduced premiums.
- **Marketable Securities (-\$15.9m)** – stamp duties on marketable securities quoted on the Australian Stock Exchange and other recognised stock exchanges will be removed on 1 July 2001, as part of the national tax reform package.

Impact of the Goods and Services Tax (GST)

The introduction of the GST from 1 July 2000 provides the Territory with a more robust tax base, which will grow over time and ensure community services can be enhanced. A number of current taxes will be abolished and the revenues replaced by a combination of GST and Commonwealth Grant revenues.

The Government is committed to minimising the impact of the GST on the community sector. The full benefit of savings from the abolition of wholesale sales tax will be retained by community organisations, providing a real funding increase to the sector.

Under the terms of the Inter-Governmental Agreement signed by the Commonwealth, States and Territories, no jurisdiction will be worse off under the GST. These assessments will be progressively updated and the ACT budget is currently expected to be better off under the GST from 2004-05.

The impact of the GST on ACT Government services has been accounted for in this budget.

FURTHER INFORMATION: BUDGET PAPER 3, CHAPTERS 4.3 AND 4.4

CANBERRA : BUILDING SOCIAL CAPITAL

Social capital is built from partnerships between the community, business and government sectors which facilitate and build interdependence, a high degree of trust, mutual support, shared values and collective action. Social capital exists in the reciprocal relationships between people who know and trust each other, and who have shared interests and beliefs. These relationships operate for the benefit of all involved. They are generated when people come together in families, at work, neighbourhoods, sporting, social, religious, local organisations and formal as well as informal meeting places.

Governments around the world are realising the important role social capital plays and the value of communities as indicators of individual well being, and economic and environmental sustainability. Governments have recognised the need to better understand how social capital operates in order to build on the strength of communities.

The ACT Government is taking the lead in Australia by building on the unique aspects of the Canberra community to strengthen social capital.

This Budget recognises the important role social capital plays in our community. Funding of \$3.5m, rising to \$4.5m in future years, will be provided to build social capital. Innovative, well-targeted programs will be funded to benefit families and young people, particularly those most at risk.

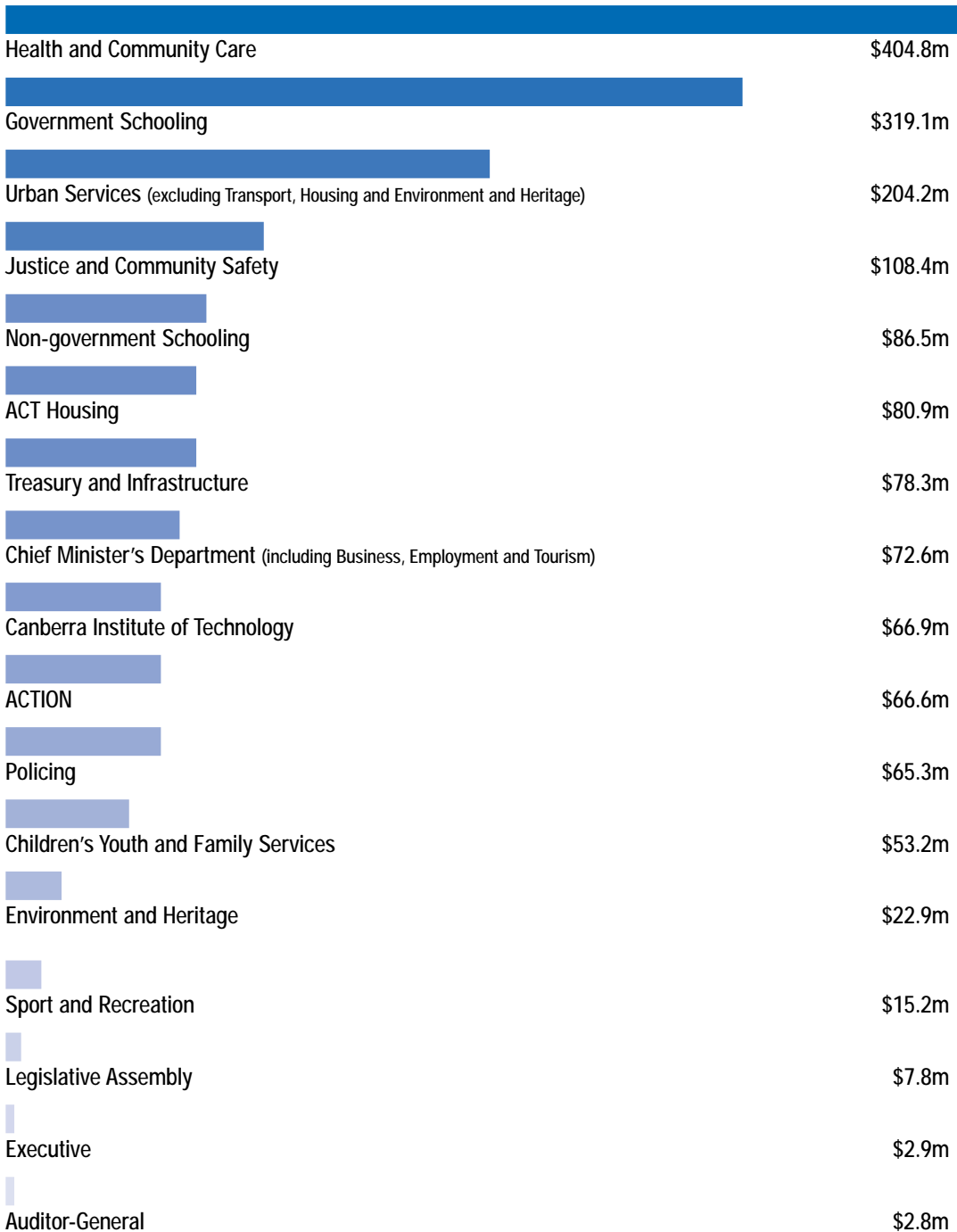
These projects include:

- \$1.7m for supporting families and local communities, including \$700,000 for the schools as communities program;
- \$1.570m for investing in caring communities, including \$325,000 for a healthy families program and \$130,000 for intensive support for juvenile offenders; and
- \$0.230m for towards future communities projects, including \$100,000 for a community mentoring scheme.

FURTHER INFORMATION: CANBERRA: BUILDING SOCIAL CAPITAL SUPPLEMENTARY PAPER

WHAT YOUR MONEY BUYS

Expenses



CAPITAL WORKS

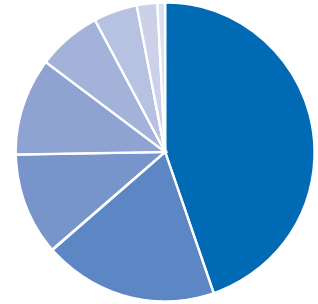
Budget funded capital works in 2000-01 total \$82.2m, comprising \$48.8m for new works and \$33.4m for works in progress. The total value of new capital works in the 2000-01 program is \$99.1m.

The ACT Government's capital works program provides for further investment in community facilities and infrastructure. It also enables the refurbishing and upgrading the Territory's existing assets.

Key service areas for capital works in 2000-01 include:

- **Traffic Congestion and Road Safety Improvement Plan (\$2.710m and \$130.4m over five years)**
 - extensions and improvements to major arterial roads, including Flemington Road (Mitchell), Gungahlin Drive, Drakeford Drive (Tuggeranong) and Cotter Road (Weston)
- **Health and Community Care**
 - stage 2 of modernisation of Calvary Hospital (\$6.500m)
 - refurbishment of dental facilities, Tuggeranong Health Centre (\$0.300m)
 - refurbishment of Clinical School (\$1.200m)
- **Civic Revitalisation**
 - improved lighting (\$0.400m)
 - City Walk Petrie Plaza to Akuna Street(\$0.250m)
 - Northbourne Plaza (\$0.100m)
- **Education**
 - upgrade of science and technology areas in schools (\$1.100m)
 - refurbishment of older schools (\$0.450m)
- **Environment**
 - West Belconnen landfill rehabilitation(\$0.100m)
 - street and park tree replacement program (\$0.150m)

Capital Works by Department



- **Justice and Community Safety**
 - Woden Joint Emergency Services Centre (\$4.500m)
 - safety cameras in Civic (\$0.500m)
- **Local Centre Precinct Revitalisation**
 - revitalisation of Charnwood Estate (\$0.500m)
 - shopping centre upgrades at Kippax, Watson and Yarralumla (\$0.460m)
- **Sport and Recreation**
 - Amaroo District playing fields and pavilion (\$0.500m)
 - sportgrounds improvement program (\$0.600m)
- **Public Libraries**
 - including Dickson, Kippax and Civic refurbishment (\$1.700m)

FURTHER INFORMATION: BUDGET PAPER 3, CHAPTER 5.4

HEALTH AND COMMUNITY CARE

2000-01 Total Expenses: \$404.8m
Up \$15.9m (4%) on the forecast outcome for 1999-2000.

Over the next four years, the ACT health system will receive significant new funding of \$62m for expanded services to meet the growing health demands of the community.

2000-01 Budget Highlights

Growth in Needs (\$7.657m) – maintains funding in real terms to meet growing demand for health and community care services and increased services.

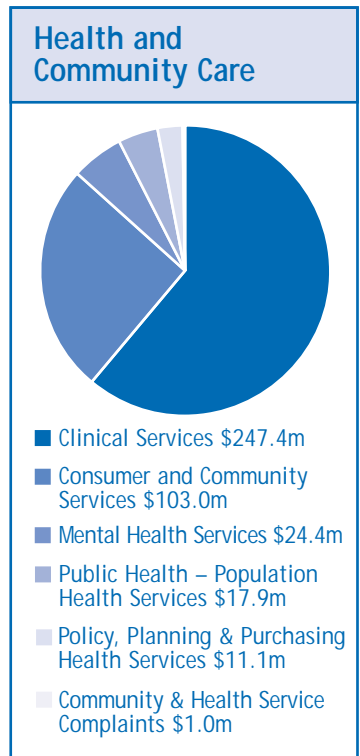
Disability Services (\$0.845m) – a range of respite services for aged carers of people with disabilities, targeting carers over 65 who have cared for their children or wards for 30 years or more.

Disability Services for Children (\$0.250m) – extra funding to support children with autism spectrum disorder and cerebral palsy, and therapy services for children in special schools.

Child and Adolescent Mental Health (\$0.636m) – increases funding for the Child and Adolescent Mental Health Service to meet the mental health needs of children and adolescents with moderate to severe problems.

Supported Accommodation for Clients with Dual Diagnosis (\$0.200m) – provides supported accommodation for people with disabilities with complex needs related to having both a psychiatric illness and an intellectual handicap.

YMCA Redevelopment Project (\$1.100m) – funding for establishment of Ronald McDonald House within the YMCA redevelopment in Civic.



**DID YOU KNOW
THAT THE 2000-01
HEALTH AND
COMMUNITY CARE
BUDGET WILL FUND...**

- hospital treatment for 58,000 inpatients and 10,700 outpatients;
- aged care services for 38,700 clients;
- 110,000 meals under the home and community care program;
- methadone program for 700 places;
- a 5% increase in the number of women undergoing breast cancer screening (12,900); and
- 30,000 immunisation services for children, schools and specific adult groups.

ACT Genetics Service (\$0.414m) – provides genetic services, information, counselling and advice to help people to identify and manage genetic conditions and to make informed decisions about their own health, lifestyle and reproductive options.

Nucleic Acid Testing/TGA (\$0.190m) – implements Nucleic Acid Testing of fresh blood products for Hepatitis C and HIV.

Methadone Places (\$0.125m) – expands the current methadone program by 100 places.

Diabetes Care – provides free needles and syringes for diabetes sufferers in Canberra.

Indigenous Health (\$0.100m) – extra funding for health services in the ACT for the indigenous community.

Domiciliary Oxygen Scheme (\$0.080m) – expands the existing program to assist pensioners receiving prescribed oxygen to improve their quality of life.

Provision of Breast Prosthesis after Mastectomy (\$0.022m) – provides for part funding the first breast prosthesis for all public patients and partially insured private patients following mastectomy.

Efficiencies - \$2.465m will be achieved through a process of continuous improvement in hospital and acute care services (as expenditures on hospital services in the ACT is 34% above the average of the States).

FURTHER INFORMATION: BUDGET PAPER 4, PAGE 93

Canberra: Building Social Capital Initiatives

Well Babies Program (\$0.090m) – provides support to pregnant women with the aim of improving the birth weight of children born to mothers at risk.

National Depression Initiative (\$0.070m) – this is the ACT's contribution to the Australian Depression Initiative to advance the understanding and treatment of depression through research and community education.

Improving the Health of Young People at Risk (\$0.070m) – to employ a youth counsellor at The Junction to help identify and treat depression and other mental health problems in young people and to build linkages with other service providers.

Addressing Post-natal Depression (\$0.070m) – through a community based service including information, support and professional counselling.

Healthy Indigenous Young People (\$0.120m) – provides for better services for young Aborigines and Torres Strait Islanders who are experiencing multiple and complex health problems.

Child and Youth Nutrition (\$0.070m) – pilot programs will be conducted in schools to promote healthy nutrition amongst indigenous and at risk children and youths.

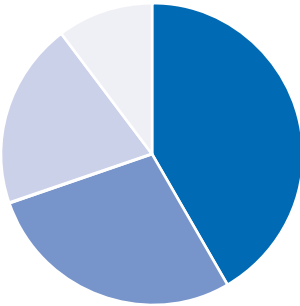
Preventing Youth Suicide (\$0.120m) – establishes a 24-hour youth suicide and prevention resource centre, and provides professional education and training in youth suicide risk assessment and crisis intervention.

Healthy Families – Drug and Alcohol Project (\$0.200m) – provides early prevention and support services for children and families where problematic alcohol and other drug use occurs.

Healthy Families – Complex Needs Project (\$0.125m) – focuses on home and community support for mothers and babies with complex or special needs.

FURTHER INFORMATION - CANBERRA : BUILDING SOCIAL CAPITAL SUPPLEMENTARY PAPER

Government Schooling



■ Primary Schools \$132.8m
■ High Schools \$89.3m
■ Secondary Colleges \$64.4m
■ Special Education \$32.6m

EDUCATION

Government Schooling

2000-01 Total Expenses: \$319.1m
Up \$8.2m (3%) on forecast outcome for 1999-2000.

2000-01 Budget Highlights

School Funding Maintained in Real Terms (\$5.297m) – for the sixth successive year, funding for government schooling has maintained the real terms guarantee.

Enhancing Quality Teaching (\$3.200m) – promotes the professional development of the ACT's teaching workforce, including a new teacher award and recognition scheme.

Schools Wide Area Network (\$0.500m) – provides for increased network bandwidth to Government schools.

Therapy Services for Primary School Autism Units (\$0.050m) – introduces a therapy program as part of the educational program for children with autism spectrum disorder (ASD).

Canberra: Building Social Capital Initiatives

Schools as Communities (\$0.700m) – to strengthen links between local communities and government. Specific components address the needs of children and families at risk, increasing skills for positive parenting and community participation in schools.

FURTHER INFORMATION - CANBERRA : BUILDING SOCIAL CAPITAL SUPPLEMENTARY PAPER

FURTHER INFORMATION: BUDGET PAPER 4, PAGE 239

Non-Government Schooling

2000-01 Grants to Non-Government Schools: \$86.5m

Funding Maintained in Real Terms (\$3.200m) - for the sixth consecutive year funding to non-government schools has been maintained in real terms. This includes an increase of \$400,000 in line with a 1998 election commitment. These grants will be provided to 42 non-government schools in the ACT.

Funding for Students with Disabilities (\$0.100m) - has been increased in line with a 1998 election commitment.

Canberra Institute of Technology

2000-01 Total Expenses: \$66.9m
Down \$5.9m (8%) on forecast outcome for 1999-2000.

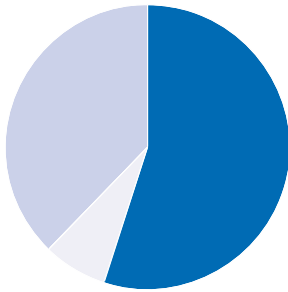
Savings - the Canberra Institute of Technology's (CIT) budget will require savings of \$3.1m as part of an ongoing efficiency program. However, additional funding is won by CIT through the contestable open training market, under the Training for Industry Program, and arrangements in place for user choice for new apprenticeships.

Enhancing Quality Teaching (\$0.600m) – promotes the professional development of the CIT's teaching workforce.

DID YOU KNOW THAT THE 2000-01 EDUCATION BUDGET WILL FUND...

- education places for approximately 37,400 students in 94 government schools in the ACT;
- special needs education services for 1,435 students including 302 in four special schools and 1,133 in mainstream schools; and
- over 3,600,000 annual student curriculum hours provided by the Canberra Institute of Technology.

Children's, Youth and Family Services



- Family Services \$29.2m
- Children's Services \$20.1m
- Youth Services \$3.9m

DID YOU KNOW THAT THE 2000-01 CHILDREN'S, YOUTH AND FAMILY BUDGET WILL FUND...

- education for approximately 3,700 preschool children at 80 preschools;
- family services' ability to follow up on an estimated 3,100 suspected instances of child abuse; and
- concessions of \$20.2m for family and community support services to low income earners.

CHILDREN'S, YOUTH AND FAMILY SERVICES

2000-01 Total Expenses: \$53.2m
Up \$0.9m (2%) on forecast outcome for 1999-2000.

2000-01 Budget Highlights

Payments to Foster Carers (\$0.110m) – additional funding to enable carers to meet the increase in the price of day to day goods without disadvantage following the introduction of the GST on 1 July 2000.

Lanyon Youth Centre (\$0.080m) – funding for a Youth Services program at the new Lanyon Youth Centre to be opened in 2000-01.

Special Needs Transport (\$0.200m) – additional funding to meet cost increases of providing special needs transport services.

Community Services Grants Program (\$0.200m) – additional funding for community development activities.

Canberra: Building Social Capital Initiatives

Good Beginnings (\$0.080m) – provides for volunteer home visits for families needing social support.

Barnardo's Kids Friends Program (\$0.040m) – creates 40 extra places to assist teenagers to receive guidance and support from a significant adult external to their family.

FURTHER INFORMATION - CANBERRA : BUILDING SOCIAL CAPITAL SUPPLEMENTARY PAPER

FURTHER INFORMATION: BUDGET PAPER 4, PAGE 239

POLICING

2000-01 Policing Expenses: \$65.3m
Up by \$8.2m (15%) on 1999-2000.

Community policing in the ACT is provided by the Australian Federal Police (AFP) under an arrangement between the ACT and Commonwealth Governments.

In 2000-01, 50 new police will be available for community policing. This is the largest investment in policing resources since self government.

AFP Restructuring of Communications Centre (\$2.090m) – allows for the restructuring of the Communications Centre where civilian staff, supervised by a police team leader, will replace officers in the Centre. This will provide for the redeployment of 29 police to special operations targeting property crime.

Additional Police (\$1.590m) – funding for the creation of 15 new police positions.

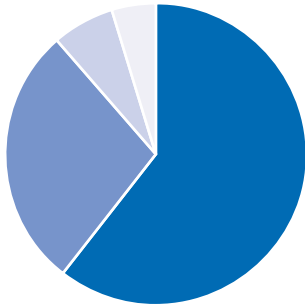
Community Beat Police (\$0.528m) – provides for six police officers who will be assigned to particular areas to deal with local community problems.

AFP Certified Agreement (\$4.0m) – funding for the ACT component of the new Certified Agreement for the AFP.

DID YOU KNOW THAT THE 2000-01 POLICE BUDGET WILL FUND...

- appropriate response to 85,779 incidences;
- 103,936 random breath tests;
- 506 attendances at priority one incidents; of which
- 69% of priority one incidents will be responded to within 8 minutes.

Justice and Community Safety



- Justice & Legal Services \$63.2m
- Emergency Management \$33.3m
- Regulatory Services \$6.9m
- Policy Advice \$4.9m

DID YOU KNOW THAT THE 2000-01 BUDGET WILL FUND...

- the listing of 91,000 hearings before the Magistrates and Supreme Courts;
- 2,500 clients seeking services from the Human Rights Office;
- emergency services attending 28,650 call outs including 17,850 by the Ambulance Service and 10,300 by the Fire Brigade; and
- 52,000 prisoner days and 17,000 remand days.

JUSTICE AND COMMUNITY SAFETY

2000-01 Total Expenses: \$108.4m
Up \$6.4m (6%) on forecast outcome for 1999-2000.

2000-01 Budget Highlights

Crime Prevention (\$1.292m) – provides for a crime prevention incentive program which enables the Government to lead partnerships with industry, particularly the insurance industry, to facilitate target-hardening strategies for protecting homes and cars.

ACT Prison Project (\$1.400m) – provides for the conduct of the planning and procurement process for the establishment of a prison in the ACT.

Correctional Services (\$0.318m) – funding for enhanced detainee safety which will contribute to safer and more secure custodial programs, especially for young people in the ACT.

Office of the Public Trustee (\$0.199m) – enables the Public Trustee to provide greater assistance to people in the community who have a disability or lack the capacity to make financial decisions on their own.

Canberra: Building Social Capital Initiatives

Accommodation Support for Young Indigenous People (\$0.185m) – provides accommodation options for young Aboriginal and Torres Strait Islander people at risk.

Intensive Support for Juvenile Offenders (\$0.130m) – additional support and services to young offenders with acute needs.

Counselling for Young Sex Offenders (\$0.200m) – delivers specific accommodation, education and counselling services.

FURTHER INFORMATION - CANBERRA : BUILDING SOCIAL CAPITAL SUPPLEMENTARY PAPER

FURTHER INFORMATION: BUDGET PAPER 4, PAGE 205

URBAN SERVICES

2000-01 Total Expenses: \$204.2m
(Transport, Housing and Environment and Heritage are detailed separately)

Up \$5.690m (3%) on forecast outcome for 1999-2000.

2000-01 Budget Highlights

Streetsmart Program (\$0.750m) – extends the program commenced in 1999 to improve the appearance of Canberra's roads and public places.

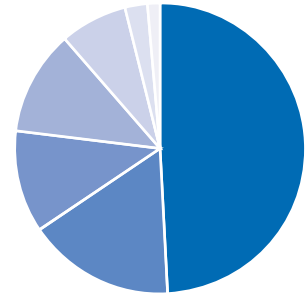
Gungahlin Public Library Operating Expenses (\$0.152m) – provides for the operation of the new Gungahlin library, which is planned to open in early 2001.

Office of the Occupational Health and Safety Commissioner (\$0.150m) – the Commissioner will manage the operations of ACT WorkCover, promote and regulate workplace safety, injury management practices and dangerous goods management, and regulate the ACT's workers compensation arrangements.

Surveying and Mapping Modernisation (\$0.170m) – an important contribution to the implementation of the Geocentric Datum of Australia, the new national standard for collecting, storing and applying spatial data. This will improve the accuracy of the land title system through the delivery of modern, accurate land data and maps.

Speed Cameras (\$0.305m) – two more speed cameras will operate at identified sites around Canberra.

Urban Services



■ Roads & Stormwater	\$97.9m
■ Canberra Urban Parks	\$32.3m
■ Planning & Land Management	\$28.3m
■ Information Planning & Services	\$22.8m
■ Waste & Recycling	\$15.0m
■ Industry Policy & Regulation Reform	\$5.1m
■ Policy Advice & Ministerial Support	\$2.8m

**DID YOU KNOW
THAT THE 2000-01
URBAN SERVICES
BUDGET WILL FUND...**

- household waste services to 119,000 households;
- over 1000 services for kerbside organics and residual waste collection trials;
- the maintenance of 5,250 hectares of open space, and 460 playgrounds;
- 850,000 transactions at government shopfronts; and
- an estimated 10,000 building and hydraulic applications, and inspections.

Canberra: Building Social Capital Initiatives

Community Renewal Program (\$0.500m) – working with precinct community groups to develop partnerships to tackle community issues such as safety, the environment and opportunities for local employment.

Community Mentoring Scheme (\$0.100m) – focuses on developing a new generation of Canberra leaders from local communities.

Community On-line (\$0.050m) – working with small local groups to participate in the technology advances taking place in the community.

Community Links Portal (\$0.080m) – provides a single Internet information site on community and environment groups.

FURTHER INFORMATION - CANBERRA : BUILDING SOCIAL CAPITAL SUPPLEMENTARY

FURTHER INFORMATION: BUDGET PAPER 4, PAGE 129

ENVIRONMENT AND HERITAGE

2000-01 Total Expenses: \$22.9m
Up \$0.9m (4%) on forecast outcome for 1999-2000.

2000-01 Budget Highlights

Implementation of ACT Greenhouse Strategy Measures (\$0.160m) – assists in reducing the ACT's greenhouse gas emissions. This will include an extension of the subsidy program for water-efficient shower heads, increased mandatory energy ratings for new housing, government purchase of green power, introduction of Greenfleet and further energy reduction strategies for government buildings.

Lakesmart Program (\$0.250m) – improves the quality of the environment on lake foreshores and waterways.

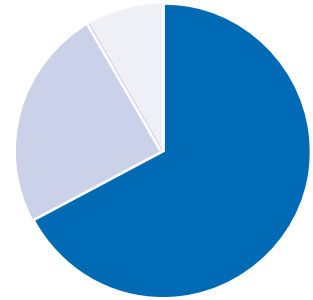
Kerbside Recycling, Organics and Residual Waste Collection Trials (\$0.200m) – enhances the No Waste by 2010 strategy through a suburban trial of new organic and residual waste kerbside collection systems.

Exotic Weed Control (\$0.150m) – additional funding to target exotic weeds along the Murrumbidgee River, the upper Cotter River and ongoing blackberry control and willow eradication throughout the ACT.

Preserving Aboriginal Heritage Sites (\$0.100m) – funding will be provided to Environment ACT for the improved registration and conservation of these sites.

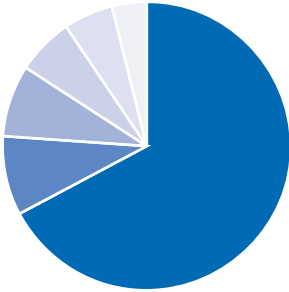
Nature Education Centre (\$0.150m) – conversion of the old Visitor Centre at Tidbinbilla Nature Reserve into an educational and conference facility.

Environment and Heritage



- Nature Conservation & Land Management \$15.4m
- Environmental Management & Regulation \$5.6m
- Heritage \$1.9m

Transport



- Public Transport Payments \$40.8m
- Customer Services \$5.5m
- Policy Regulation & Purchasing \$4.8m
- Parking Services \$4.0m
- Public Transport Purchasing, Regulation & Infrastructure \$3.3m
- Vehicle & Driver Safety \$2.4m

TRANSPORT

2000-01 Total Expenses: \$60.7m
Up \$0.7m (1%) on forecast outcome for 1999-2000.

2000-01 Budget Highlights

Traffic Congestion and Road Safety Improvement Plan (\$2.7m) – creates additional roads capacity on a number of major arterial routes, which will not only reduce traffic congestion and improve safety, but will also lead to a reduction in overall travelling times.

A total of \$130.4m is to be spent over the next five years as part of this plan. Of this, \$22.310m will be committed in 2000-01 for road improvements in North Canberra, including Gungahlin Drive extension, Gungahlin Drive duplication between Wells Station Road and the Barton Highway, and Flemington Road extension.

Major road works are also planned for the Barton Highway, Northbourne Avenue, Cotter Road, Drakeford Drive, Majura Road and Fairbairn Avenue.

Bicycle Paths (\$0.460m) – for construction, realignment and improvements to bicycle paths around Canberra to provide safer more direct routes.

ACTION BUS SERVICES

2000-01 Total Expenses: \$66.6m
Down \$3.4m (5%) on the forecast outcome for 1999-2000.

Additional funding of \$8.208m in 2000-01 is being provided to cover cost pressures associated with employee expenses, introduction of the Network '99 service enhancements and reduced estimates in fare revenues.

Government funding to ACTION includes:

- \$11.9m for school services;
- \$17.6m for general fare subsidies;
- \$11.2m for late night/weekend subsidies; and
- \$6.1m for concessions and special needs transport.

ACTION expects to raise \$17.6m from fares, charter and advertising revenue.

FURTHER INFORMATION: BUDGET PAPER 4, PAGE 197

DID YOU KNOW THAT THE 2000-01 TRANSPORT BUDGET WILL FUND...

- More than 16 million public bus transport passenger boardings; and
- Speed checks for 750,000 vehicles.

HOUSING

2000-01 Total Expenses: \$80.9m
Government funding to ACT Housing in 2000-01 totals \$30.7m. As well, ACT housing receives revenue from rent (net of rebates) totalling \$44.4m.

Over 11,000 public housing tenancies are managed by ACT Housing.

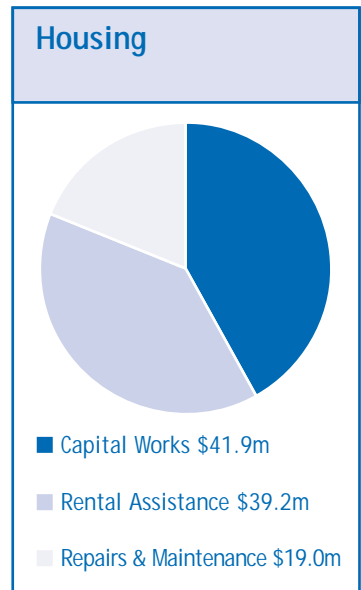
2000-01 ACT Housing Budget Highlights

Major Flats Refurbishment Program (\$60.0m) – covers a program of works over the next ten years to upgrade ACT Housing's major flat complexes and to sell properties no longer considered economic to maintain. Immediate preventative maintenance for safety and security reasons is to commence at Bega, Reid, Allawah and Jerilderie Courts. Major upgrades will also commence in the next 18 months at Gowrie Court and Stuart Flats.

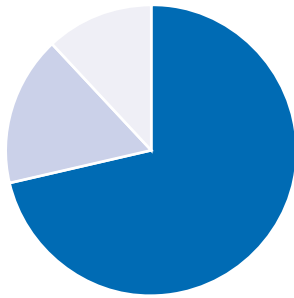
ACT Greenhouse Project (\$1.0m) – provides for insulation and draught prevention in 1,000 public houses each year under the Strategy.

Other Housing Initiatives

First Home Owners Scheme (\$16.500m) – a new scheme to operate from 1 July 2000, with eligible applicants entitled to \$7,000 assistance to offset the impact of the GST.



Sport and Recreation



- Active Lifestyle Services \$10.8m
- Administration of Grants \$2.5m
- ACT Academy of Sport \$1.8m

DID YOU KNOW THAT THE 2000-01 SPORT AND RECREATION BUDGET WILL FUND...

- swimming pool attendances of 745,000;
- 700 Active Australia leaders;
- 290 scholarships for top athletes through the ACT Academy of Sport;
- 500 places for drugs in sport education courses;
- approximately 240 grants under the Sport and Development Grant Program(\$2.344m).

SPORT AND RECREATION

2000-01 Total Expenses: \$15.2m

Up \$0.4m (2%) on forecast outcome for 1999-2000

2000-01 Budget Highlights

Upgrade of ACT Tennis Complex (\$1.200m) – funding to upgrade the Tennis Centre in Lyneham. These improvements will enable Canberra to host the Australian Clay Court Championships for Women and Men and a new international Women's Championship. Full cost of the upgrade is \$1.7m over two years.

Amaroo Playing Fields (\$0.500m) – provides for the commencement of the construction of a district playing field complex and its associated infrastructure including a pavilion, floodlights and parking areas. The full cost of the construction is \$2.8m over two years.

FURTHER INFORMATION: BUDGET PAPER 4, PAGE 277

TOURISM

2000-01 Total Expenses: \$21.5m
Up \$0.8m (4%) on forecast outcome for 1999-2000.

The 2000-01 Budget provides additional funds for the third year of a tourism marketing campaign to ensure the ACT maximises the benefits from major events such as 2000 Olympics and the Centenary of Federation.

2000-01 Budget Highlights

BRL Hardy's Wine Tourism Project (\$0.464m) – allows for the completion of site works for the project along with the construction of an access road from Flemington Road.

Australian Science Festival (\$0.096m) – the festival promotes science and technology.

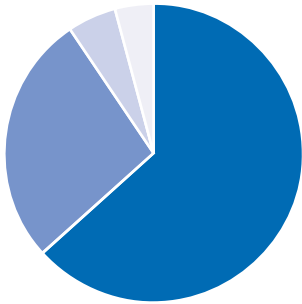
Floriade (\$0.200m) – funding to offset the reduction in entry fees for Floriade.

Multicultural Festival (\$0.250m) – allows for the expansion of the Canberra National Multicultural Festival in 2000-01, for the year of the Centenary of Federation.

GMC 400 V8 Supercar Race (\$2.500m) – contribution toward round 6 of the prestigious Shell Championship series for V8 Supercars.

Astronomy nights (\$0.045m) – this public astronomy program will enable visitors to the Stromlo Exploratory to view stars and planets directly through the largest telescope at the Mount Stromlo Observatory.

Chief Minister's Department



- Government Strategic Priorities Management \$45.1m
- Business Development & Support \$19.4m
- Public Service Management \$3.9m
- Government Business Management \$2.9m

Canberra: Building Social Capital Initiatives

Canberra Community Foundation (\$0.5m) – establishes a philanthropic partnership between the ACT Government and business to support community initiatives.

FURTHER INFORMATION - CANBERRA : BUILDING SOCIAL CAPITAL SUPPLEMENTARY PAPER

CHIEF MINISTER'S

2000-01 Total Expenses: \$72.6m
Up \$16.597m (30%) on the forecast outcome for 1999-2000.

BUSINESS AND EMPLOYMENT

2000-01 Budget Highlights

Impulse Airlines (\$8m) – supports the establishment of Impulse as a regional air service operating out of Canberra.

Research and Development Grants (\$4m) – these grants will be targeted to increase economic development, diversification, and the creation of new jobs in the ACT.

ACT Business Incentive Scheme Funding (\$0.675m) – provides additional assistance to promote business activity in the ACT.

Funding for Apprenticeships (\$0.510m) – provides an additional 330 new apprenticeship places.

Very High Speed Train (\$0.5m) – provides for the next phase of the project that includes contract negotiations and a range of required statutory processes should approval be given by the ACT, NSW and Federal Governments.

Other Initiatives for 2000-01

Support for International Year of the Volunteers 2001 (\$0.050m) – supports Volunteering ACT to implement initiatives to celebrate the International Year of the Volunteer in 2001.

Arts Capital (\$0.150m) – funding to support programs such as Innovation in Arts targeted to support young emerging artists and Arts Online which facilitates development of new arts products and interacting in the arts via the internet.

FURTHER INFORMATION: BUDGET PAPER 4, PAGE 19

E-SERVICES FOR CANBERRANS

A total of \$18m is being provided in 2000-01 to develop the online delivery of government information, transactions and community services.

Electronic services offer people faster access to government services anywhere, anytime, providing them with greater choice and convenience.

This funding will result in improved services to Canberrans across health, education, business and local government services, and will also ensure the Territory remains at the forefront of electronic service delivery in Australia.

Projects to be considered include:

- a health information network to enable faster and more accurate exchange of medical information between hospitals and other health providers;
- expansion of the Business Gateway Internet site;
- online teaching and examinations, including video conferencing and global classrooms;
- vehicle registration and driver licences;
- public housing transactions;
- access to public library catalogues;
- an electronic document management system for the ACT Public Service;
- basic plan approvals; and
- electrical, architects, builders and other trade licences.

Canberrans can already pay their rates and land tax via the internet and through the Austouch kiosk network.

ACT ECONOMIC OUTLOOK

The ACT economy continued to experience strong economic growth in 1999-2000, with State Final Demand (SFD) increasing at a faster rate than any other Australian State in the year to December 1999.

The ACT has now enjoyed three years of continuous economic expansion. Business conditions in the ACT are extremely buoyant. Private sector investment is increasing, population growth is accelerating and private consumption is high. Employment is at an all time high, while the Territory's unemployment rate is the lowest of the decade.

The forecast growth for 2000-01 is anticipated to remain high at around 3.8%, with an average of 3.5% expected over the following three years. The new tax system from 1 July 2000 will also have significant benefits, as Canberra's above average income earners take full advantage of the income tax cuts and the abolition of wholesale sales tax.

Key Indicators

(percentage change on previous year)

	1999-2000 Forecast	2000-2001 Forecast	3 year planning assumptions 2001-02 to 2003-04
Gross State Product	3.6	3.8	3.5
Employment Growth	3.1	1.7	1.1
Consumer Price Index	2.5	5.5(a)	2.5
State Final Demand	5.0	2.3	2.6
Population	0.7	0.7	0.8

(a) The underlying increase in the CPI in 2000-01 is expected to be 2.5%. In addition, consumer prices are expected to increase by an additional 3.0% as a result of the GST. Since the incidence of GST falls entirely on the final consumers of goods and services, prices facing producers of goods and services, including governments, will not increase by this additional 3.0%.

FURTHER INFORMATION: BUDGET PAPER 3, CHAPTER 6.1.