

# Full-Time Adult Average Weekly Ordinary Time Earnings — May Quarter 2012



## FULL-TIME ADULT AVERAGE WEEKLY ORDINARY TIME EARNINGS (AWOTE) UP IN MAY QUARTER 2012

### Main Features

In the May quarter 2012, trend AWOTE in the ACT increased by 1.6%, from a revised \$1,565.40 to \$1,590.40. Nationally, trend AWOTE rose by 0.7%, from a revised \$1,343.60 to \$1,352.70 in the quarter. In the May quarter 2012, trend AWOTE in the ACT was 17.6% above the national average level.

Year-on-year to the May quarter 2012, in original terms, AWOTE in the ACT increased by 5.3%. Nationally, it rose by 4.3% on an annual basis.

### Commentary

In trend terms, AWOTE in the ACT recorded a 1.6% rise in the May quarter 2012, while nationally it increased by 0.7%.

In trend terms, in the May quarter 2012, male AWOTE in the ACT increased by 1.8%, while female AWOTE rose by 1.3%. Year-on-year to the May quarter 2012, in original terms, AWOTE rose by 5.8% for males and 4.9% for females.

In the May quarter 2012, in original terms, AWOTE in the ACT for the private sector increased by 3.2%, while AWOTE for the public sector increased by 2.1%. Year-on-year to the May quarter 2012, ACT AWOTE increased by 11.2% for the private sector, compared to a 2.4% rise for the public sector.

The ACT Wage Price Index (WPI) for the June quarter 2012 (released on 15 August 2012) rose by 0.8% in original terms. AWOTE and the WPI are not directly comparable — AWOTE measures average earnings, whereas the WPI measures wage costs for a "fixed basket" of jobs. Variations in the distribution of occupations and changes in the average hours worked can affect movements in the full-time adult AWOTE series.

### State/Territory Comparisons

In the May quarter 2012, all jurisdictions except Western Australia (down 0.6%) recorded rises in trend AWOTE. The ACT (up 1.6%) recorded the largest rise in AWOTE, followed by Queensland and the Northern Territory (both up 1.2%) and Tasmania (up 0.9%).

Year-on-year to the May quarter 2012, all jurisdictions recorded a rise in AWOTE. The largest rise was registered by the Northern Territory (up 8.8%), followed by Western Australia (up 6.8%) and the ACT (up 5.3%). The smallest rise was recorded by New South Wales (up 3.2%).

### Definition

Average weekly ordinary time earnings refers to one week's earnings of employees for the reference period attributable to award, standard or agreed hours of work. It is calculated before taxation and any other deductions have been made. Adult employees are those employees 21 years of age or over and those employees who, although under 21 years of age, are paid at the full adult rate for their occupation.

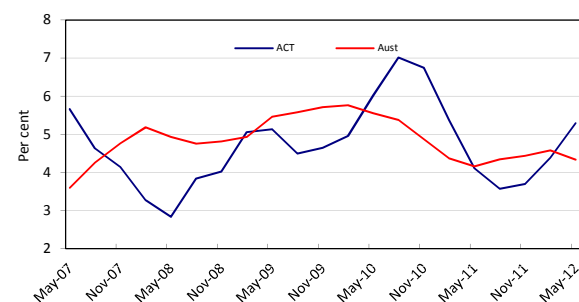
## AWOTE — ACT & Australia May 2012

	Level	Change	
		Quarterly	Annual(a)
<b>Original</b>			
ACT	\$1,590.4	2.4%	5.3%
Australia	\$1,349.2	0.1%	4.3%
<b>Seasonally adjusted</b>			
ACT	\$1,602.5	3.0%	5.3%
Australia	\$1,351.2	0.4%	4.3%
<b>Trend</b>			
ACT	\$1,590.4	1.6%	5.1%
Australia	\$1,352.7	0.7%	4.3%

Source: ABS Cat. no. 6302.0

(a) Year-on-year

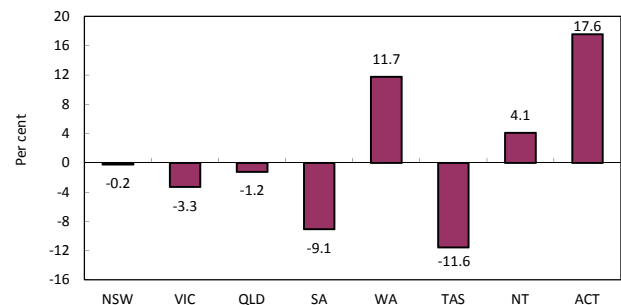
### Annual(a) Growth in AWOTE — ACT & Australia



Source: ABS Cat. no. 6302.0

(a) Year-on-year — Original

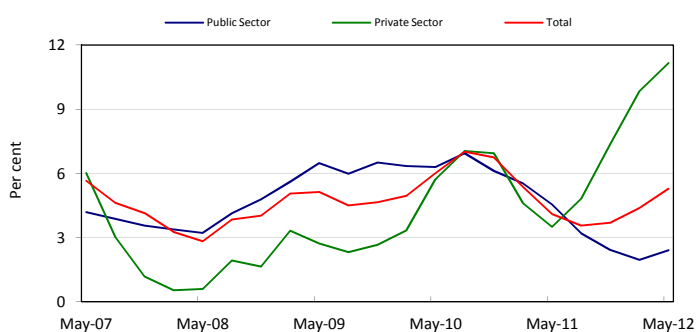
### AWOTE — State/Territory May-2012 Percentage Difference from the National Average (a)



Source: ABS Cat. no. 6302.0

(a) Trend

### Annual(a) Growth in Private Sector and Public Sector AWOTE — ACT



Source: ABS Cat. no. 6302.0

(a) Year-on-year — Original

### AWOTE — State/Territory Comparisons

State/Territory	May-12		
	Level (a)	Quarterly(a)	Annual(b)
New South Wales	\$1,349.7	0.7%	3.2%
Victoria	\$1,307.8	0.5%	4.2%
Queensland	\$1,336.1	1.2%	4.3%
South Australia	\$1,230.1	0.5%	4.8%
Western Australia	\$1,511.4	-0.6%	6.8%
Tasmania	\$1,196.2	0.9%	5.1%
Northern Territory	\$1,407.9	1.2%	8.8%
ACT	\$1,590.4	1.6%	5.3%
Australia	\$1,352.7	0.7%	4.3%

Source: ABS Cat. no. 6302.0

(a) Trend

(b) Year-on-year Original