



Australian Capital Territory 2006-07 Capital Works Program Progress Report

March Quarter





1. BACKGROUND

This report provides capital works expenditure information for the third quarter of the 2006-07 financial year, at both business unit and project level by each department.

The information in this report is presented at a whole of Territory level and then disaggregated into separate departmental summaries. A project list for each department is included at **Attachment A**, and significant variations, underspends and rollovers to the program are identified at **Attachment B** and **Attachment C**.

2. PROGRAM SUMMARY – 2006-07 BUDGET AND FULL YEAR VARIATIONS

The original expenditure estimate for the budget-funded capital works program was \$337.019 million, as published in the 2006-07 Budget Papers. The revised forecast expenditure for 2006-07 also includes an additional \$15.316 million in unspent funds from prior years and opening balance adjustments of \$1.071 million, increasing the total level of funds available to \$353.406 million.

Details of variations, adjustments, rollovers and savings returned to the budget are provided in **Attachments B** and **C**.

A reconciliation of the 2006-07 capital works budget is shown in Table 1 below.

Table 1

<i>2006-07 Original Budget Expenditure</i> ^(a)	<i>\$337.019m</i>
Unspent Appropriation from 2005-06 program	\$15.316m
Adjustments	\$1.071m
<i>Total Funds Available for Expenditure in 2006-07</i>	<i>\$353.406m</i>
Forecast Program Underspends & Savings ^(b)	\$112.259m
Program Redirections ^(c)	\$0.031m
<i>Revised Funds Available for Expenditure 2006-07</i>	<i>\$241.116m</i>

(a) See 2006-07 Budget Paper 3 – Page No. 119.

(b) Forecast rollovers & savings identified by agencies during the third quarter (see Attachment C).

(c) Project Variations (see Attachment B).



3. PROGRAM SUMMARY – AS AT 31 MARCH 2007

Expenditure

Expenditure on capital works during the March quarter for 2006-07 was \$59.314 million. This takes full year expenditure to \$130.250 million, which represents 36.9 per cent of the original funds available for expenditure of \$353.406 million, and 54 per cent of the revised funds available for expenditure of \$241.116 million.

The third quarter expenditure on capital works totalling \$59.314 million consisted of:

- New Works expenditure of \$18.650 million; and
- Works In Progress expenditure of \$40.664 million.

Figure 1 and **Table 2** below provide a further break up of capital works expenditure into new works and works in progress, and also provide comparison against budget by department.

Rollovers

Updated advice on rollovers for 2006-07 indicates that \$112.204 million will not be spent. This amount has been confirmed through the 2007-08 Budget process and funding of this amount has been rolled and re-appropriated in the 2007-08 financial year.

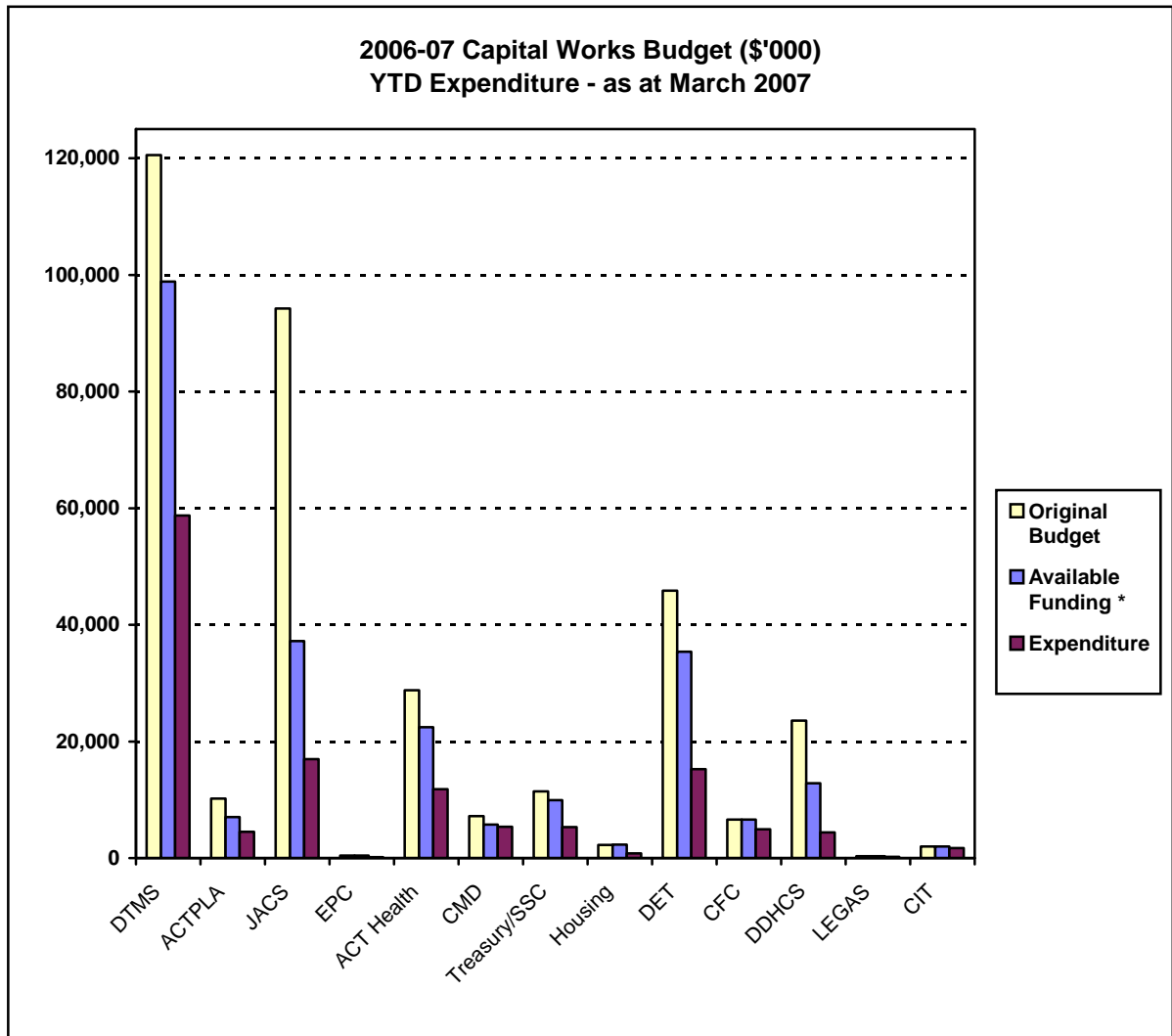
Details of underspends by agencies are provided at **Attachment C** and within agency narratives.

Savings and Redirection

To date, capital works program savings of \$0.055 million have been identified. All other savings that have been identified have been redirected to other projects.



Figure 1:



* Available funding figures represent the revised total including deferrals, unspent funds from previous years and all current year variations.



Table 2: SUMMARY OF CAPITAL WORKS BY DEPARTMENT 2006-07

Capital Works Summary													
Portfolio Unit	Original Budget 2006-07 \$'000			Variations ^(a) 2006-07 \$'000		Total Funds Available ^(b) (Revised Position) \$'000			2006-07 Actual Expenditure				
	New Works	WIP & PYR&U	Total	New Works	WIP & PYR&U	New Works	WIP & PYR&U	Total	March Qtr \$'000		Year to Date \$'000		
									New Works	WIP	New Works	WIP	Total
Department of Territory and Municipal Services	21,186	99,353	120,539	-4,200	-17,500	16,986	81,853	98,839	3,848	13,739	6,334	52,430	58,764
ACT Planning and Land Authority	1,050	9,173	10,223	0	-3,205	1,050	5,968	7,018	280	2,016	280	4,229	4,509
Department of Justice and Community Safety	16,879	77,368	94,247	-14,601	-42,421	2,278	34,947	37,225	462	12,906	579	16,387	16,966
Exhibition Park Corporation	450	0	450	0	0	450	0	450	0	0	150	0	150
ACT Health	11,900	16,855	28,755	-5,720	-600	6,180	16,255	22,435	442	4,176	443	11,394	11,837
Chief Minister's Department	305	6,869	7,174	-100	-1,293	205	5,576	5,781	0	1,197	69	5,306	5,375
Shared Services Centre	5,000	6,456	11,456	0	-1,500	5,000	4,956	9,956	1,976	709	2,712	2,589	5,301
Department of Education and Training	41,422	4,449	45,871	-10,500	0	30,922	4,449	35,371	10,250	2,331	12,215	3,044	15,259
Cultural Facilities Corporation	1,767	4,828	6,595	0	0	1,767	4,828	6,595	104	72	206	4,742	4,948
Department of Disability, Housing and Community Services	3,519	20,042	23,561	0	-10,726	3,519	9,316	12,835	372	2,770	842	3,569	4,411
Housing ACT	0	2,235	2,235	0	76	0	2,311	2,311	0	648	0	804	804
Legislative Assembly	200	100	300	0	0	200	100	300	126	100	126	100	226
Canberra Institute of Technology	2,000	0	2,000	0	0	2,000	0	2,000	790	0	1,700	0	1,700
Total Program	105,678	247,728	353,406	-35,121	-77,169	70,557	170,559	241,116	18,650	40,664	25,656	104,594	130,250

(a) This includes variations that occur during the year within the program (project specific detail provided at Attachment B), and forecast underspends identified by agencies during the year (detail provided at Attachment C).

(b) Total Funds available equals the Original Budget adjusted for any variations and forecast underspends.

(c) WIP & PYR & U represents Works In Progress and Prior Year Rollovers and Underspends.



4. AGENCY SUMMARIES – AS AT 31 MARCH 2007

The following summaries highlight the expenditure incurred by each Department by specific business units. Further project specific detail for each agency is provided at **Attachment A**.

Department of Territory and Municipal Services

The Department of Territory and Municipal Services recorded \$17.587 million in expenditure during the March quarter, bringing year to date expenditure to \$58.764 million. The year to date expenditure represents 59.5 per cent of the revised funds available for expenditure of \$98.839 million.

The majority of spending during the third quarter has taken place on the following projects:

- Gungahlin Drive Extension (\$10.285 million);
- Capital Upgrade Program (\$1.969 million);
- Convention & Exhibition Facilities (\$1.565 million);
- Stromlo Forest Park (\$1.115 million); and
- Mugga Waste Cell Stage 4 (\$1.111 million).

Mugga Waste Cell Stage 3 was completed during the March quarter.

Status Updates for Significant Projects

Gungahlin Drive Extension (GDE) with a revised project value of \$116.050 million. The project is progressing well with the Ginninderra Drive section to Barry Drive opening in early May. It is expected that all available funding allocated for 2006-07 (\$52 million), plus an additional \$8 million brought forward from 2007-08 will be utilised before the end of the financial year. The project is still on track for completion in mid 2008.

Potential cost pressures have been identified associated with harder rock encountered and additional costs in terms of removal, and prolongation costs to remove excess material not identified in the tender documentation. These cost pressures were dealt with as part of the 2007-08 budget process.

Convention Centre with a revised project value of \$30 million. The first stage of this project, which involved mainly external works, was completed on schedule prior to Christmas. The second stage of this project, which was scheduled, for completion in June 2007, is now expected to be completed in September 2007. The delay is due to the need to schedule internal works around existing facility bookings and will result in a rollover of \$18 million funding from 2006-07 to 2007-08.



Figure 2:

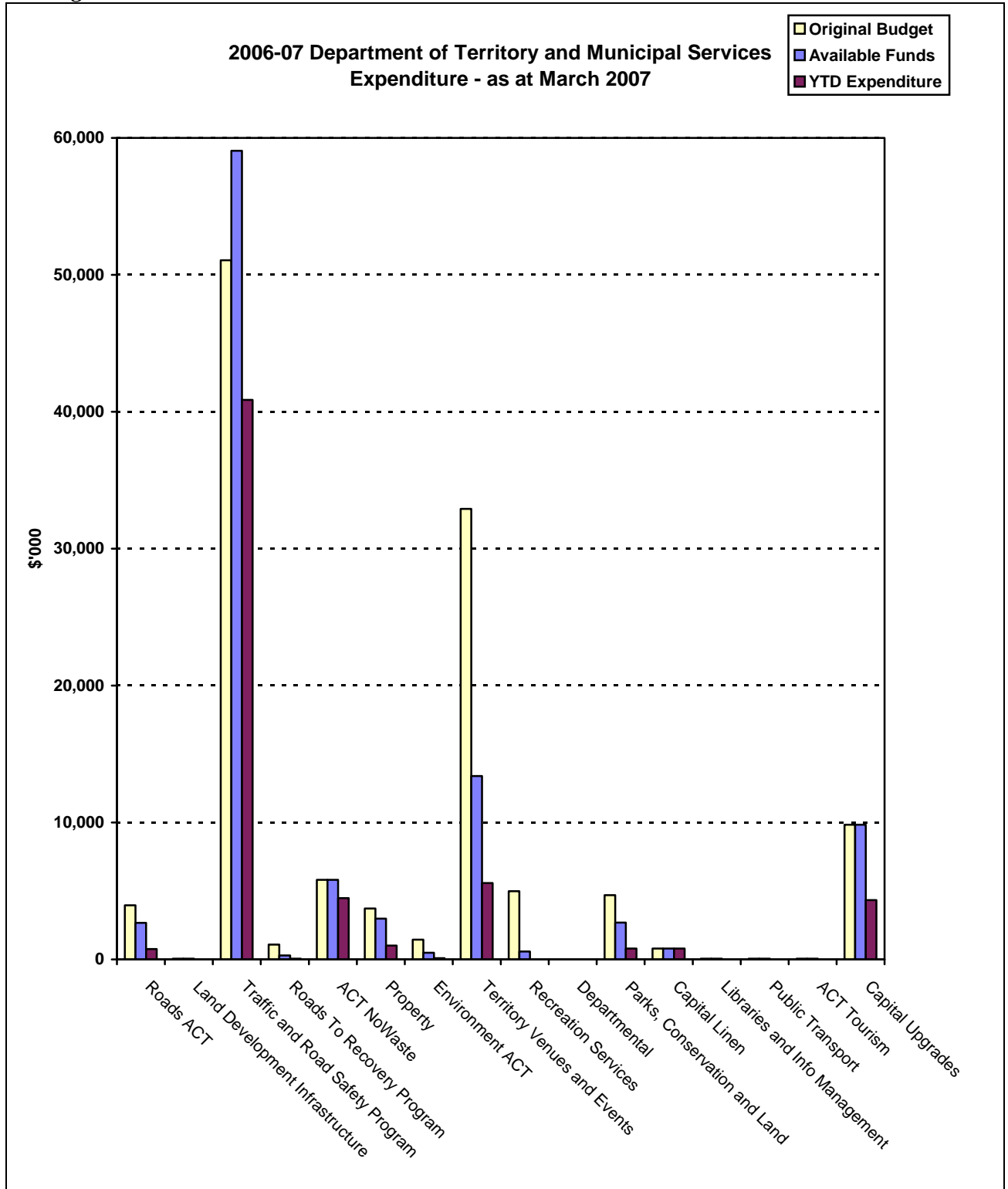




Table 3 DEPARTMENT OF TERRITORY AND MUNICIPAL SERVICES CAPITAL WORKS EXPENDITURE 2006-07

Department of Territory and Municipal Services													
Portfolio Unit	Original Budget 2006-07 \$'000			Variations 2006-07 \$'000		Total Funds Available (Revised Position) \$'000			2006-07 Actual Expenditure				
	New Works	WIP & PYR&U	Total	New Works	WIP & PYR&U	New Works	WIP & PYR&U	Total	March Qtr \$'000		Year to Date \$'000		
									New Works	WIP	New Works	WIP	Total
Roads ACT	3,460	496	3,956	-1,290	0	2,170	496	2,666	635	0	756	0	756
Land Development Infrastructure	0	59	59	0	0	0	59	59	0	0	0	0	0
Traffic and Road Safety Program	0	51,058	51,058	0	8,000	0	59,058	59,058	0	10,285	0	40,862	40,862
Roads To Recovery Program	1,000	90	1,090	-800	0	200	90	290	50	0	50	0	50
ACT NoWaste	2,400	3,414	5,814	0	0	2,400	3,414	5,814	1,111	146	1,111	3,373	4,484
Property	2,240	1,480	3,720	-750	0	1,490	1,480	2,970	0	219	0	1,018	1,018
Environment ACT	1,440	0	1,440	-960	0	480	0	480	83	0	88	0	88
Territory Venues and Events	0	32,902	32,902	0	-19,500	0	13,402	13,402	0	2,680	0	5,580	5,580
Recreation Services	800	4,175	4,975	-400	-4,000	400	175	575	0	0	0	0	0
Departmental	0	0	0	0	0	0	0	0	0	0	0	0	0
Parks, Conservation and Land	0	4,694	4,694	0	-2,000	0	2,694	2,694	0	409	0	797	797
Capital Linen	0	800	800	0	0	0	800	800	0	0	0	800	800
Libraries and Info Management	0	62	62	0	0	0	62	62	0	0	0	0	0
Public Transport	0	63	63	0	0	0	63	63	0	0	0	0	0
Australian Capital Tourism	0	60	60	0	0	0	60	60	0	0	0	0	0
Capital Upgrades	9,846	0	9,846	0	0	9,846	0	9,846	1,969	0	4,329	0	4,329
Total Program	21,186	99,353	120,539	-4,200	-17,500	16,986	81,853	98,839	3,848	13,739	6,334	52,430	58,764



ACT Planning and Land Authority

The ACT Planning and Land Authority recorded \$2.296 million in expenditure during the third quarter, bringing the year to date expenditure to \$4.509 million. The year to date expenditure represents 44.1 per cent of total funds available for expenditure of \$10.223 million or 64.3 per cent of revised funds of \$7.018 million.

The most significant expenditure for the third quarter has taken place on:

- City West Infrastructure Stage 1 – Childers Street Precinct (\$1.677 million). This project was completed during February 2007.

The Gundaroo Drive Water Main project was also completed during the quarter.

Status Updates for Significant Projects

Sustainable Transport initiative (Stage 1) with a project value \$5.130 million. The feasibility studies being progressed and or completed for this project include, Program Management, Belconnen to City Transitway, Issues Management, City Transport Options Feasibility Study, Busway Entry to City, Belconnen Town Centre Planning Study, Origin-Destination Survey and Belconnen to City Transitway (Financing Options Study). Procurement is underway for two projects, Public Transport Strategic Network Plan and Future Service Design and the Park & Ride Strategy. Due to the decision not to proceed with the development of an Implementation and Prioritisation Strategy and Business Case for the Transitway it is anticipated that the budget allocation will not be expended in full.



Figure 3:

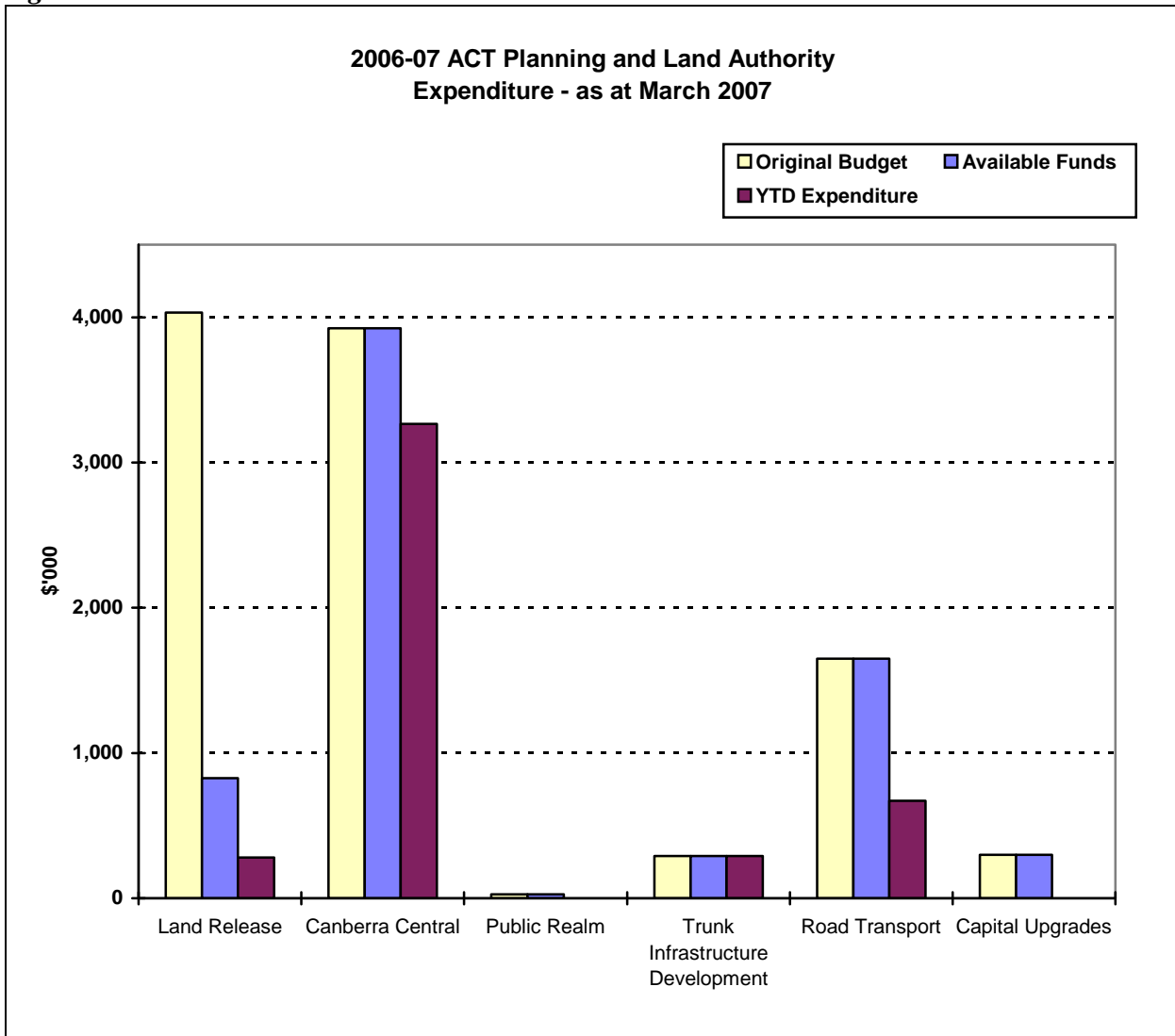




Table 4 ACT PLANNING AND LAND AUTHORITY CAPITAL WORKS EXPENDITURE 2006-07

ACT Planning and Land Authority													
Portfolio Unit	Original Budget 2006-07 \$'000			Variations 2006-07 \$'000		Total Funds Available (Revised Position) \$'000			2006-07 Actual Expenditure				
	New Works	WIP & PYR&U	Total	New Works	WIP & PYR&U	New Works	WIP & PYR&U	Total	March Qtr \$'000		Year to Date \$'000		
									New Works	WIP	New Works	WIP	Total
Land Release	750	3,282	4,032	0	-3,205	750	77	827	280	0	280	0	280
Canberra Central	0	3,924	3,924	0	0	0	3,924	3,924	0	1,677	0	3,266	3,266
Public Realm	0	26	26	0	0	0	26	26	0	0	0	0	0
Trunk Infrastructure Development	0	291	291	0	0	0	291	291		291	0	291	291
Road Transport	0	1,650	1,650	0	0	0	1,650	1,650	0	48	0	672	672
Capital Upgrades	300	0	300	0	0	300	0	300	0	0	0	0	0
Total Program	1,050	9,173	10,223	0	-3,205	1,050	5,968	7,018	280	2,016	280	4,229	4,509



Department of Justice and Community Safety

The Department of Justice and Community Safety recorded \$13.368 million in expenditure during the third quarter, bringing year to date expenditure to \$16.966 million. The year to date expenditure represents 18 per cent of total funds available for expenditure of \$96.247 million or 46 per cent of revised funds of \$37.225 million.

The most significant expenditure for the third quarter has taken place on:

- Correctional Facility (\$12.976 million); and
- Emergency Services - New Headquarters Fit-out (\$0.390 million).

Status Updates for Significant Projects

Correctional Facility with a revised project value of \$128.7 million. The project is slightly behind schedule with completion expected in July 2008. Due to delays in awarding the construction contract and minor amendments to the scope of the project a rollover of \$41.094 million of this years funding was included in the 2007-08 Appropriation Bill.

ESA Headquarters with a revised project value of \$17.3 million. Negotiations are continuing with the landlord regarding the lease for the headquarters. A rollover of \$12.8 million funding from 2006-07 to 2007-08 was included in the 2007-08 Appropriation Bill.



Figure 4:

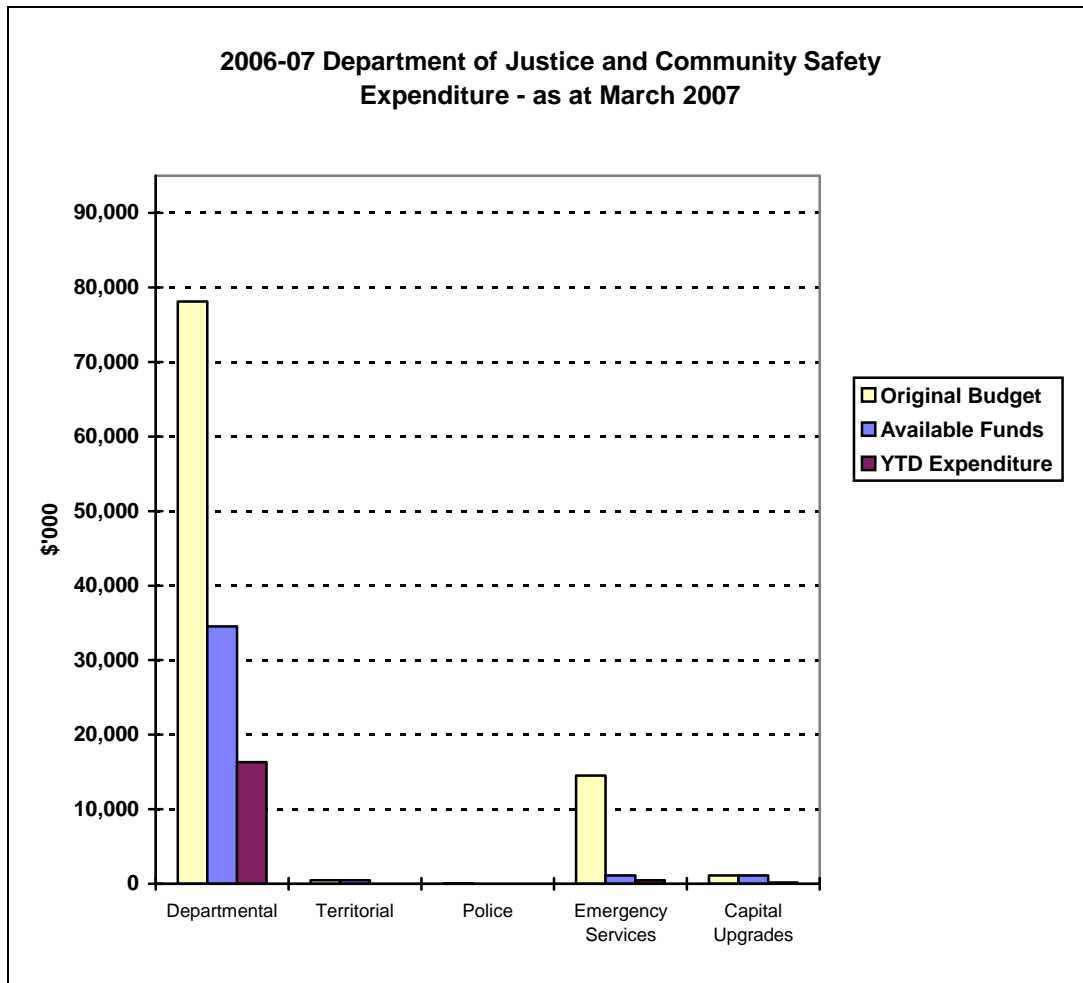




Table 5 JUSTICE AND COMMUNITY SAFETY CAPITAL WORKS EXPENDITURE 2006-07

Department of Justice and Community safety													
Portfolio Unit	Original Budget 2006-07 \$'000			Variations 2006-07 \$'000		Total Funds Available (Revised Position) \$'000			2006-07 Actual Expenditure				
	New Works	WIP & PYR&U	Total	New Works	WIP & PYR&U	New Works	WIP & PYR&U	Total	March Qtr \$'000		Year to Date \$'000		
									New Works	WIP	New Works	WIP	Total
Departmental	1,800	76,325	78,125	-1,800	-41,794	0	34,531	34,531	0	12,906	0	16,315	16,315
Territorial	478	0	478	0	0	478	0	478	2	0	2	0	2
Police	0	27	27	0	-27	0	0	0	0	0	0	0	0
Emergency Services	13,501	1,016	14,517	-12,801	-600	700	416	1,116	393	0	412	72	484
Capital Upgrades	1,100	0	1,100	0	0	1,100	0	1,100	67	0	165	0	165
Total Program	16,879	77,368	94,247	-14,601	-42,421	2,278	34,947	37,225	462	12,906	579	16,387	16,966



Exhibition Park Corporation

Exhibition Park Corporation did not record any expenditure during the third quarter, the year to date expenditure remaining at \$0.150 million. This represents 33.3 per cent of revised funds available for expenditure of \$0.450 million.

Figure 5:

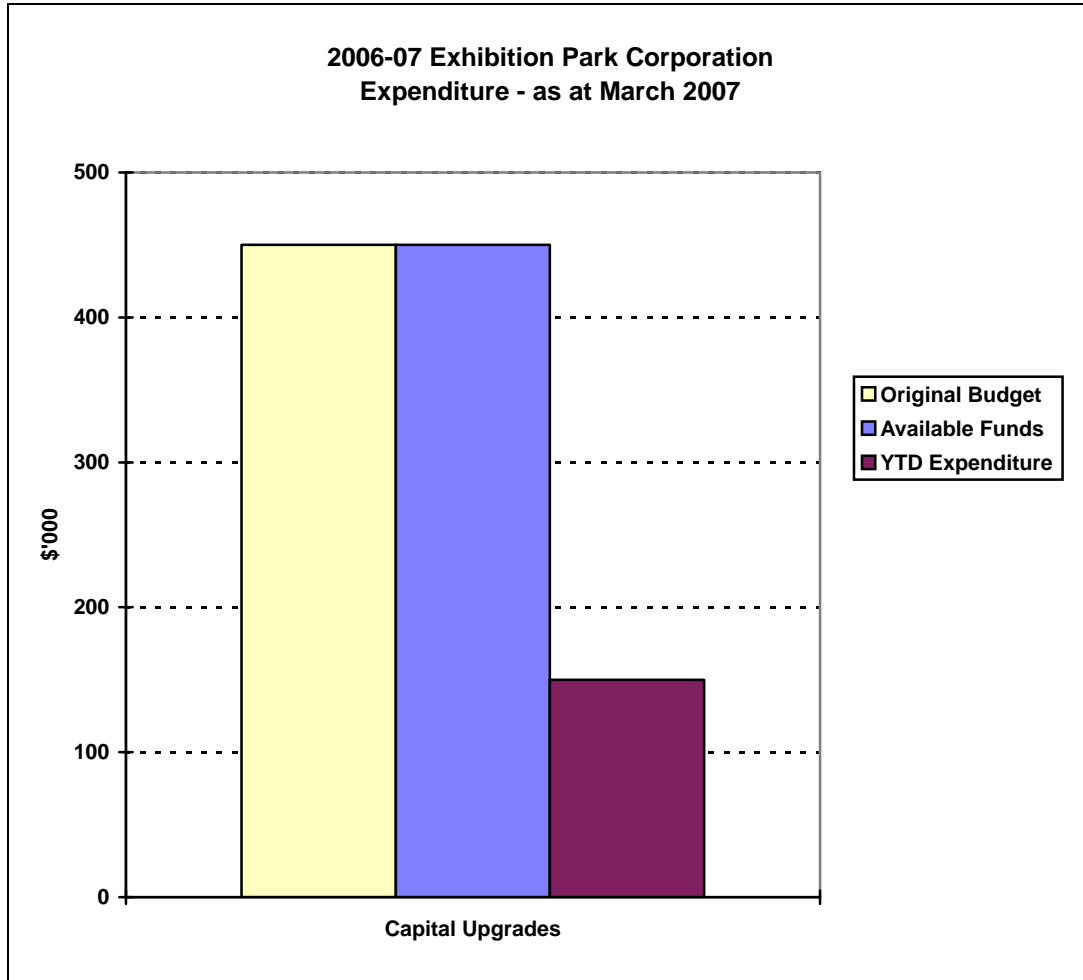




Table 6 EXHIBITION PARK CORPORATION CAPITAL WORKS EXPENDITURE 2006-07

Exhibition Park Corporation													
Portfolio Unit	Original Budget 2006-07 \$'000			Variations 2006-07 \$'000		Total Funds Available (Revised Position) \$'000			2006-07 Actual Expenditure				
	New Works	WIP & PYR&U	Total	New Works	WIP & PYR&U	New Works	WIP & PYR&U	Total	March Qtr \$'000		Year to Date \$'000		
									New Works	WIP	New Works	WIP	Total
Capital Upgrades	450	0	450	0	0	450	0	450	0	0	150	0	150
Total Program	450	0	450	0	0	450	0	450	0	0	150	0	150



ACT Health

ACT Health has recorded \$4.618 million in expenditure during the third quarter, bringing year to date expenditure to \$11.837 million. The year to date expenditure represents 41.2 per cent of original funds for expenditure of \$28.755 million or 52.7 per cent of revised funding of \$22.435 million.

The majority of expenditure for the third quarter included:

- Medical Records Relocation TCH (\$1.856 million);
- Sub/Non Acute Inpatient Services Phase 2 (\$1.110 million);
- Refurbish Roof of Old Analytical Lab Building – Holder (\$0.833 million); and
- Linear Accelerator Procurement and Replacement (\$0.251 million).

Projects, which reached physical completion during the March quarter, include:

- Refurbish Roof of Old Analytical Lab Building – Holder;
- Calvary Hospital Sterilising Facility (Incl. TCH Equipment); and
- Sub/Non-Acute Inpatient Services Phase 2.

Status Updates for Significant Projects

Linear Accelerator Procurement and Replacement. Delays in pre-construction planing will result in \$5.2 million financing being rolled over into 2007-08.

Canberra Medical School with a revised project value of \$12.1 million. The project has been delayed due to the relocation of the clinical skills and staff development area, and linkages to other health projects. It is expected that this project will be completed during the June quarter.



Figure 6:

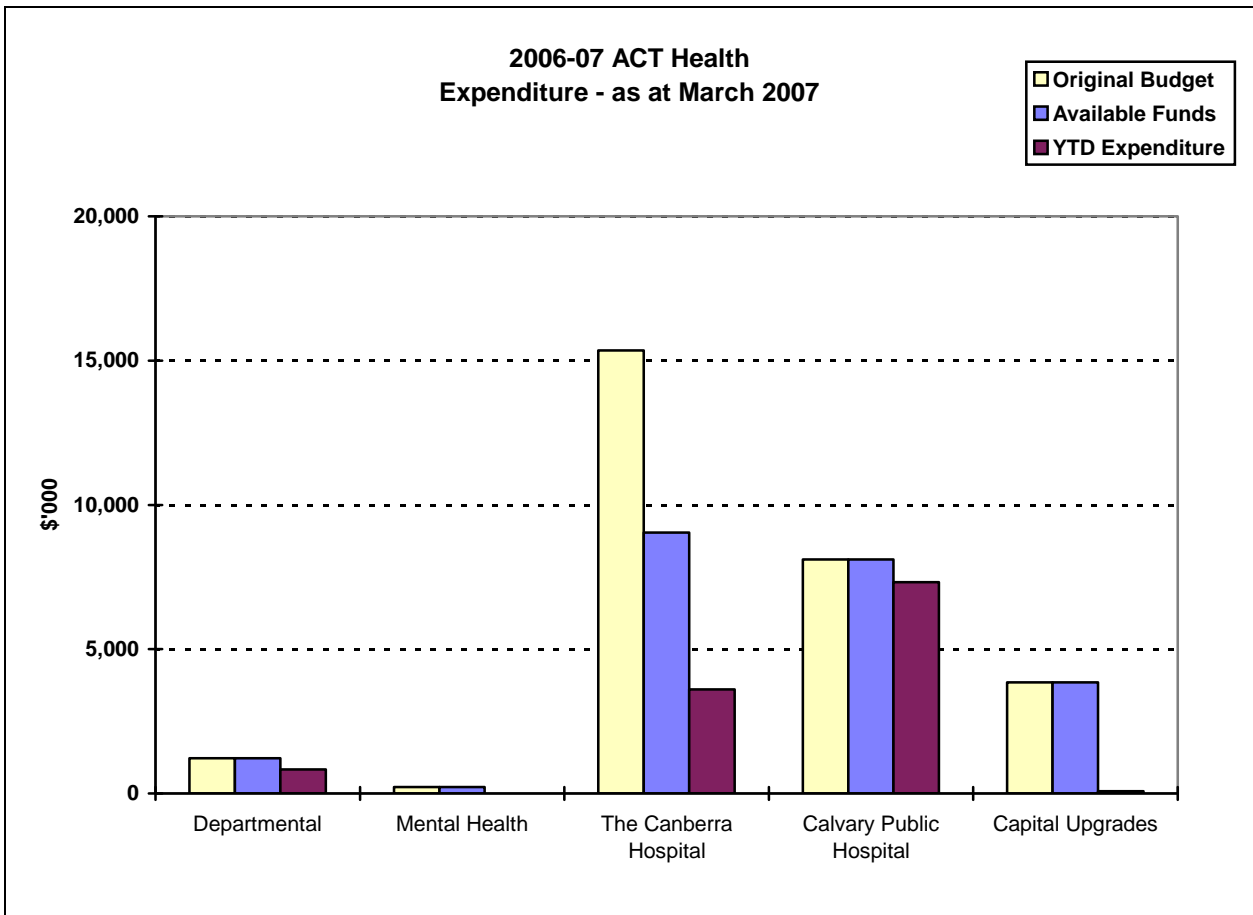




Table 7 ACT HEALTH CAPITAL WORKS EXPENDITURE 2006-07

ACT Health													
Portfolio Unit	Original Budget 2006-07 \$'000			Variations 2006-07 \$'000		Total Funds Available (Revised Position) \$'000			2006-07 Actual Expenditure				
	New Works	WIP & PYR&U	Total	New Works	WIP & PYR&U	New Works	WIP & PYR&U	Total	March Qtr \$'000		Year to Date \$'000		
									New Works	WIP	New Works	WIP	Total
Departmental	0	1,215	1,215	0	0	0	1,215	1,215	0	833	0	833	833
Mental Health	0	223	223	0	0	0	223	223	0	0	0	0	0
The Canberra Hospital	8,050	7,305	15,355	-5,720	-600	2,330	6,705	9,035	365	2,082	366	3,244	3,610
Calvary Public Hospital	0	8,112	8,112	0	0	0	8,112	8,112	0	1,261	0	7,317	7,317
Capital Upgrades	3,850	0	3,850	0	0	3,850	0	3,850	77	0	77	0	77
Total Program	11,900	16,855	28,755	-5,720	-600	6,180	16,255	22,435	442	4,176	443	11,394	11,837



Chief Minister’s Department

The Chief Minister’s Department has recorded \$1.197 million in expenditure during the third quarter, bringing year to date expenditure to \$5.375 million. The year to date expenditure represents 74.9 per cent of the original available funds for expenditure of \$7.174 million.

The majority of expenditure for the March quarter was for:

- Glassworks Final Stage (Kingston Powerhouse) (\$1.216 million).

Status Updates for Significant Projects

Glassworks Final Stage (Kingston Powerhouse). The Glassworks is nearing financial completion, and was opened on the 26 May 2007. Funding of \$0.1 million will be rolled into 2007-08, which will be held until the defects period expires in December.

Figure 7:

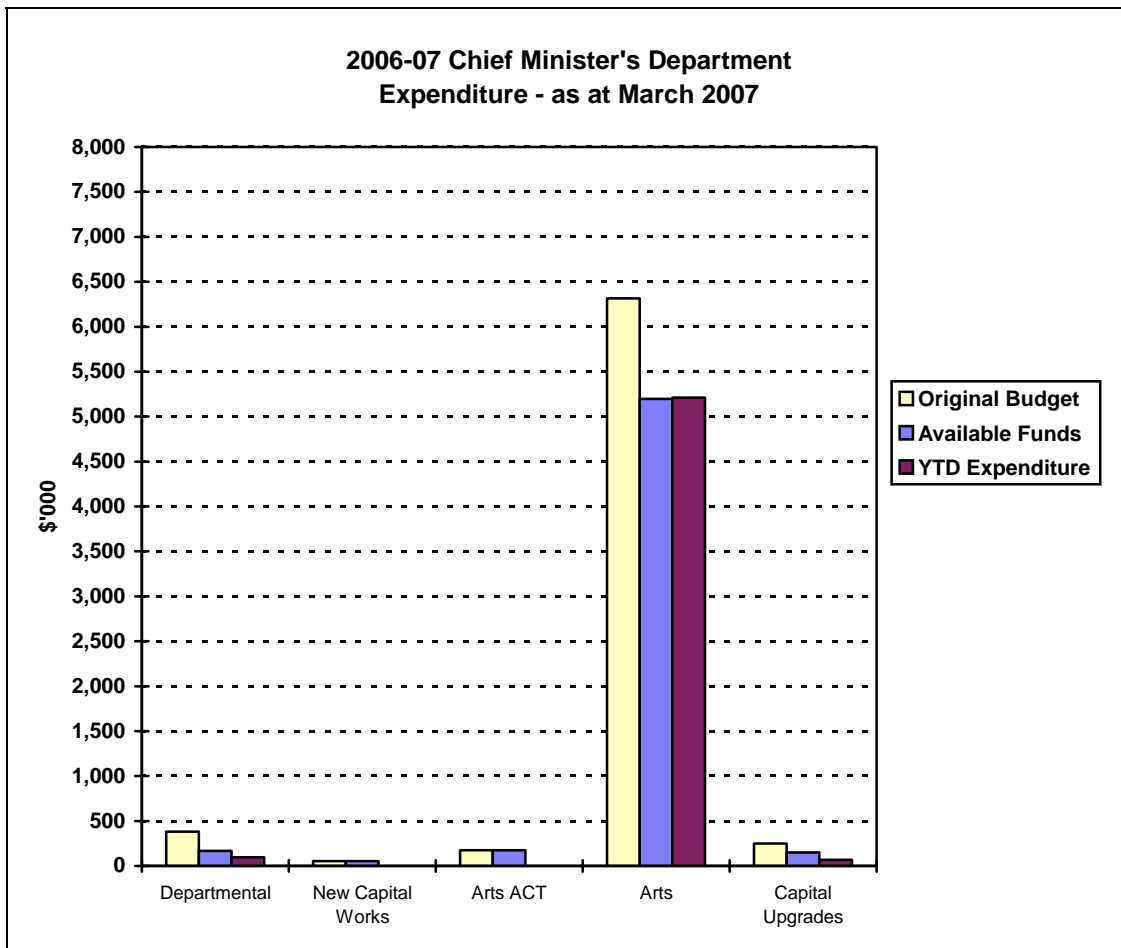




Table 8 CHIEF MINISTER'S DEPARTMENT CAPITAL WORKS EXPENDITURE 2006-07

Chief Minister's Department													
Portfolio Unit	Original Budget 2006-07 \$'000			Variations 2006-07 \$'000		Total Funds Available (Revised Position) \$'000			2006-07 Actual Expenditure				
	New Works	WIP & PYR&U	Total	New Works	WIP & PYR&U	New Works	WIP & PYR&U	Total	March Qtr \$'000		Year to Date \$'000		
									New Works	WIP	New Works	WIP	Total
Departmental	0	381	381	0	-176	0	205	205	0	0	0	95	95
New Capital Works	55	0	55	0	0	55	0	55	0	0	0	0	0
Arts ACT	0	173	173	0	0	0	173	173	0	0	0	0	0
Arts	0	6,315	6,315	0	-1,117	0	5,198	5,198	0	1,197	0	5,211	5,211
Capital Upgrades	250	0	250	-100	0	150	0	150	0	0	69	0	69
Total Program	305	6,869	7,174	-100	-1,293	205	5,576	5,781	0	1,197	69	5,306	5,375



Shared Services Centre

Shared Services Centre has recorded \$2.685 million in expenditure during the third quarter, bringing year to date expenditure to \$5.301 million. The year to date expenditure represents 53.2 per cent of the revised funds available for expenditure of \$9.956 million.

The expenditure for the March quarter was for:

- Fit-out of Shared Services (\$1.976 million);
- Data Communications Centres (\$0.489 million); and
- Sustainable Infrastructure (\$0.220 million).

Status Updates for Significant Projects

Data Communications Centres has been delayed due to continuing analysis and research to identify appropriate sites. Funding of \$1.5 million will be rolled into 2007-08. The project is scheduled for completion in December 2007.

Figure 8:

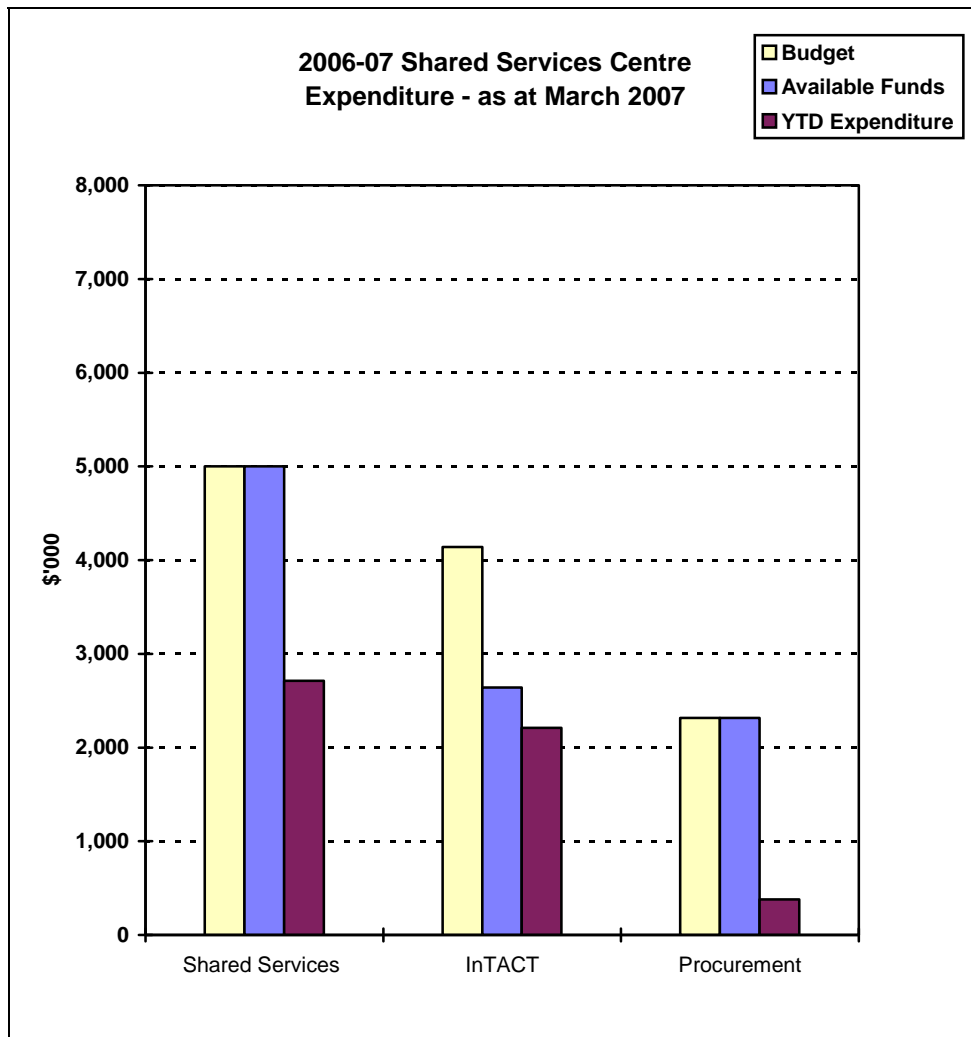




Table 9 DEPARTMENT OF SHARED SERVICES CENTRE CAPITAL WORKS EXPENDITURE 2006-07

Shared Services Centre													
Portfolio Unit	Original Budget 2006-07 \$'000			Variations 2006-07 \$'000		Total Funds Available (Revised Position) \$'000			2006-07 Actual Expenditure				
	New Works	WIP & PYR&U	Total	New Works	WIP & PYR&U	New Works	WIP & PYR&U	Total	March Qtr \$'000		Year to Date \$'000		
									New Works	WIP	New Works	WIP	Total
Shared Services	5,000	0	5,000	0	0	5,000	0	5,000	1,976	0	2,712	0	2,712
InTACT	0	4,141	4,141	0	-1,500	0	2,641	2,641	0	489	0	2,209	2,209
Procurement	0	2,315	2,315	0	0	0	2,315	2,315	0	220	0	380	380
Total Program	5,000	6,456	11,456	0	-1,500	5,000	4,956	9,956	1,976	709	2,712	2,589	5,301



Department of Education and Training

The Department of Education and Training recorded \$12.581 million in expenditure during the third quarter, bringing year to date expenditure to \$15.259 million. The year to date expenditure represents 33.3 per cent of the total funds available for expenditure of \$45.871 million or 43.1 per cent of the revised funds available for expenditure of \$35.371 million.

The majority of expenditure for the March quarter was for:

- Capital Upgrades Program (\$4.909 million) including \$1.199 million in older school refurbishments;
- Schools Infrastructure Refurbishment (\$3.746 million);
- Gungahlin East Primary School (\$1.213 million); and
- Melrose High School New Gymnasium (\$1.088 million).

Projects completed during the March quarter include:

- Forward design for the Gungahlin East Primary School; and
- Transportable Classrooms (part of the Capital Upgrades Program).

The following projects will be underspent in 2006-07 and funding has been rolled into 2007-08:

- West Belconnen P-10 School (\$3.5 million) - reflects minor delays during the initial stages of the project. It is not expected that this will impact on the expected completion date of January 2009.
- Gungahlin East P-10 School (\$2.3 million) - reflects ongoing discussions with primary stakeholders in relation to infrastructure services and environmental issues. It is not expected that this will impact on the expected completion date of January 2008.
- Schools Infrastructure Refurbishment (\$3 million) - difficulties in scheduling works around school terms have led to delays in some elements of the refurbishment package.
- Gungahlin College - Feasibility Study (\$0.7 million).



Figure 10:

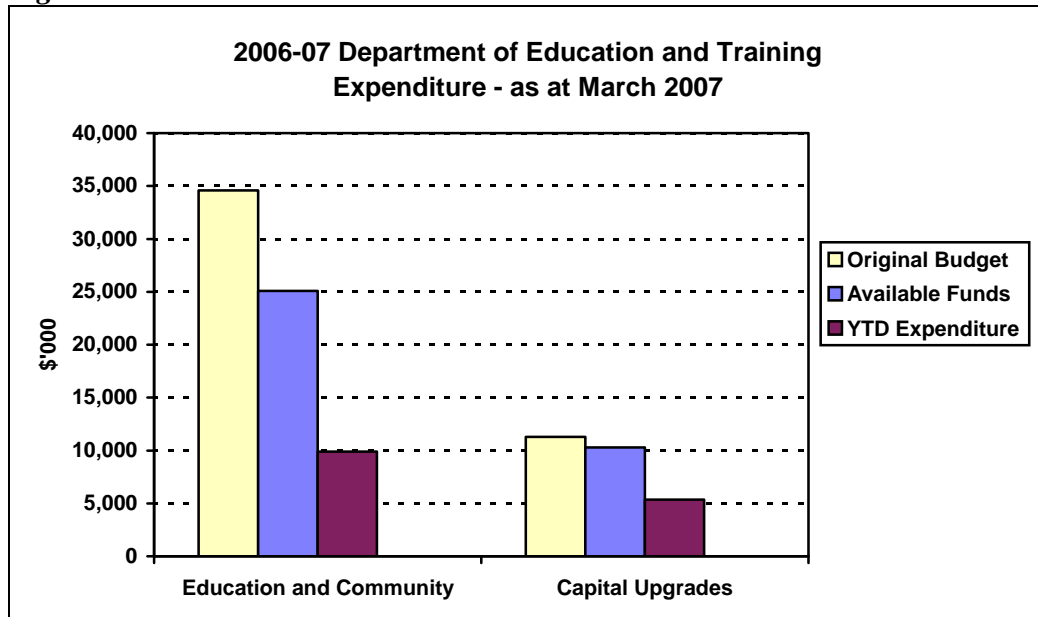




Table 11 EDUCATION AND TRAINING CAPITAL WORKS EXPENDITURE 2006-07

Department of Education and Training													
Portfolio Unit	Original Budget 2006-07 \$'000			Variations 2006-07 \$'000		Total Funds Available (Revised Position) \$'000			2006-07 Actual Expenditure				
	New Works	WIP & PYR&U	Total	New Works	WIP & PYR&U	New Works	WIP & PYR&U	Total	March Qtr \$'000		Year to Date \$'000		
									New Works	WIP	New Works	WIP	Total
Education and Community	30,122	4,449	34,571	-9,500	0	20,622	4,449	25,071	5,341	2,331	6,855	3,044	9,899
Capital Upgrades	11,300	0	11,300	-1,000	0	10,300	0	10,300	4,909	0	5,360	0	5,360
Total Program	41,422	4,449	45,871	-10,500	0	30,922	4,449	35,371	10,250	2,331	12,215	3,044	15,259



Cultural Facilities Corporation

The Cultural Facilities Corporation (CFC) has recorded \$0.176 million in expenditure during the third quarter, bringing year to date expenditure to \$4.948 million. The year to date expenditure represents 75 per cent of total available funds for expenditure of \$6.595 million.

Figure 11:

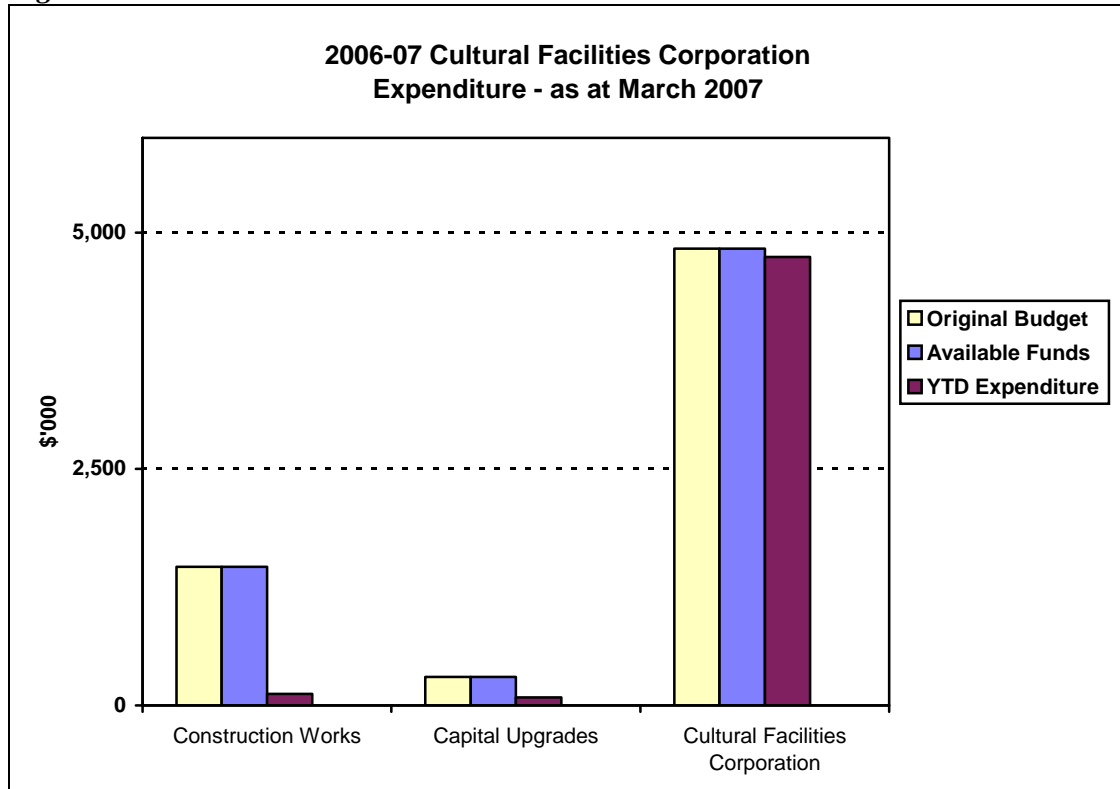




Table 12 CULTURAL FACILITIES CORPORATION CAPITAL WORKS EXPENDITURE 2006-07

Cultural Facilities Corporation													
Portfolio Unit	Original Budget 2006-07 \$'000			Variations 2006-07 \$'000		Total Funds Available (Revised Position) \$'000			2006-07 Actual Expenditure				
	New Works	WIP & PYR&U	Total	New Works	WIP & PYR&U	New Works	WIP & PYR&U	Total	March Qtr \$'000		Year to Date \$'000		
									New Works	WIP	New Works	WIP	Total
Construction Works	1,467	0	1,467	0	0	1,467	0	1,467	104	0	123	0	123
Capital Upgrades	300	0	300	0	0	300	0	300	0	0	83	0	83
Cultural Facilities Corporation	0	4,828	4,828	0	0	0	4,828	4,828	0	72	0	4,742	4,742
Total Program	1,767	4,828	6,595	0	0	1,767	4,828	6,595	104	72	206	4,742	4,948



Department of Disability, Housing and Community Services

The Department of Disability, Housing and Community Services recorded \$3.142 million in expenditure during the third quarter, bringing year to date expenditure to \$4.411 million. The year to date expenditure represents 18.7 per cent of total funds available for expenditure of \$23.561 million or 34.4 per cent of revised funds available for expenditure of \$12.835 million.

The majority of expenditure for the March quarter took place on:

- Child and Family Centres (\$1.410 million); and
- Replacement of Quamby Youth Detention Centre (\$1.315 million).

The Child and Family Centres was physically completed during the March quarter.

Status Updates for Significant Projects

Replacement of Quamby Youth Detention Centre with a revised project value of \$40 million. Delays during the procurement phase of this project will result in funding of \$10.5 million being rolled forward into 2007-08.

Child and Family Centres with a revised project value of \$6 million. This project is split into three parts- Temporary centre in Gungahlin, Permanent Gungahlin Centre and permanent centre in Tuggeranong. The project was physically completed during the March quarter.

Quamby Upgrade with a revised project value of \$4.5 million. The remaining expenditure will be utilised on several minor works projects and the purchase of some equipment. Architects have been engaged to provide options for external behavioural modification area and the installation of scanning equipment. Funding of \$0.150 million is to be rolled forward into 2007-08.



Figure 12:

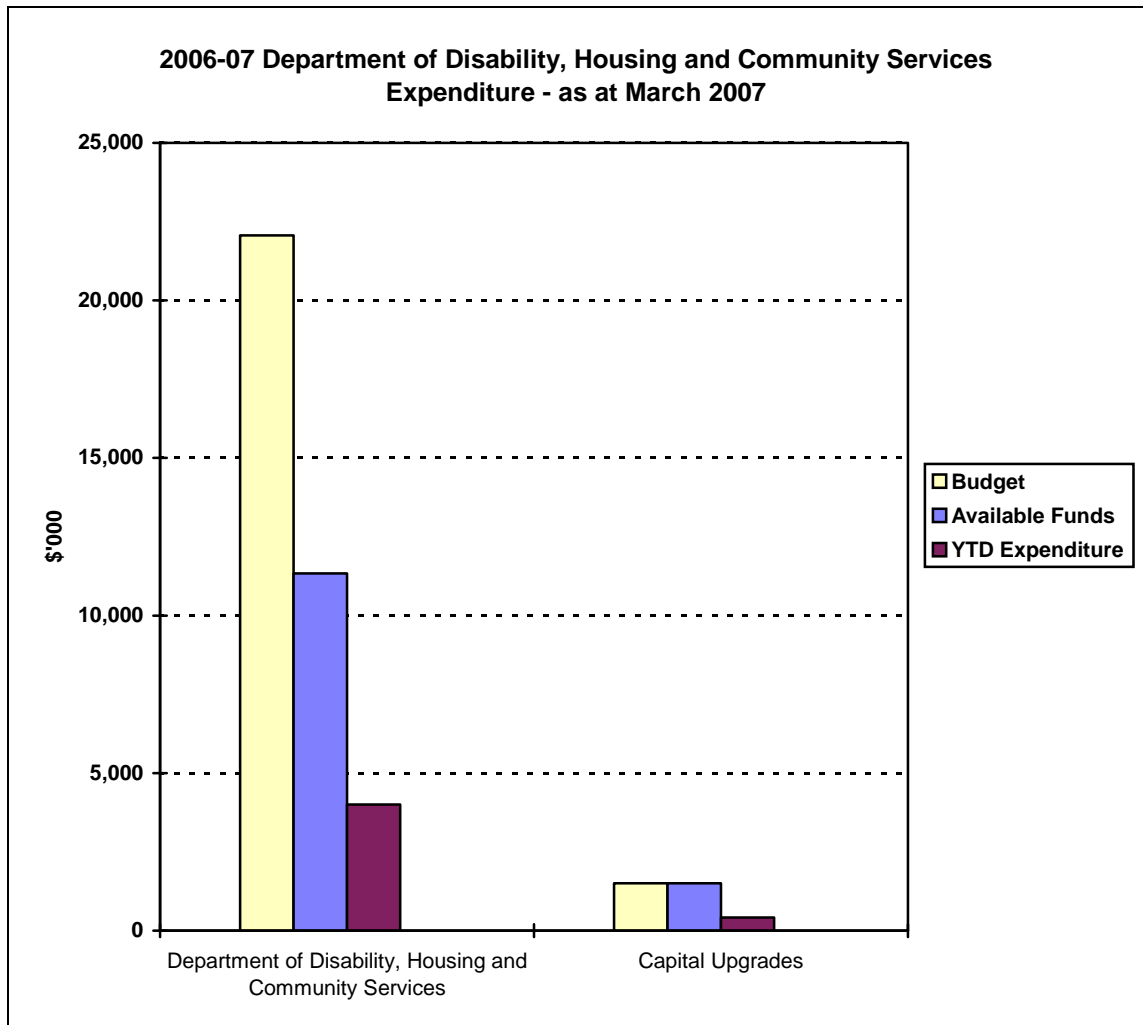




Table 13 DEPARTMENT OF DISABILITY, HOUSING AND COMMUNITY SERVICES CAPITAL WORKS EXPENDITURE 2006-07

Department of Disability, Housing and Community Services													
Portfolio Unit	Original Budget 2006-07 \$'000			Variations 2006-07 \$'000		Total Funds Available (Revised Position) \$'000			2006-07 Actual Expenditure				
	New Works	WIP & PYR&U	Total	New Works	WIP & PYR&U	New Works	WIP & PYR&U	Total	March Qtr \$'000		Year to Date \$'000		
									New Works	WIP	New Works	WIP	Total
Department of Disability, Housing and Community Services	2,019	20,042	22,061	0	-10,726	2,019	9,316	11,335	266	2,770	429	3,569	3,998
Capital Upgrades	1,500	0	1,500	0	0	1,500	0	1,500	106	0	413	0	413
Total Program	3,519	20,042	23,561	0	-10,726	3,519	9,316	12,835	372	2,770	842	3,569	4,411



Housing ACT

Housing ACT recorded \$0.648 million in expenditure during the third quarter, bringing year to date expenditure to \$0.804 million. The year to date expenditure represents 34.8 per cent of the revised funds available for expenditure of \$2.311 million.

Expenditure for the March quarter took place on:

- Energy and Water Efficiency Initiatives (\$0.329 million); and
- Intensive Care and Treatment Facility (Long Gully) (\$0.319 million).

Status Updates for Significant Projects

Intensive Care and Treatment Facility (Long Gully) with a revised project value of \$1.736 million. The facility is currently under construction. Practical completion is expected 28 May 2007 with financial completion expected in June.

Figure 9:

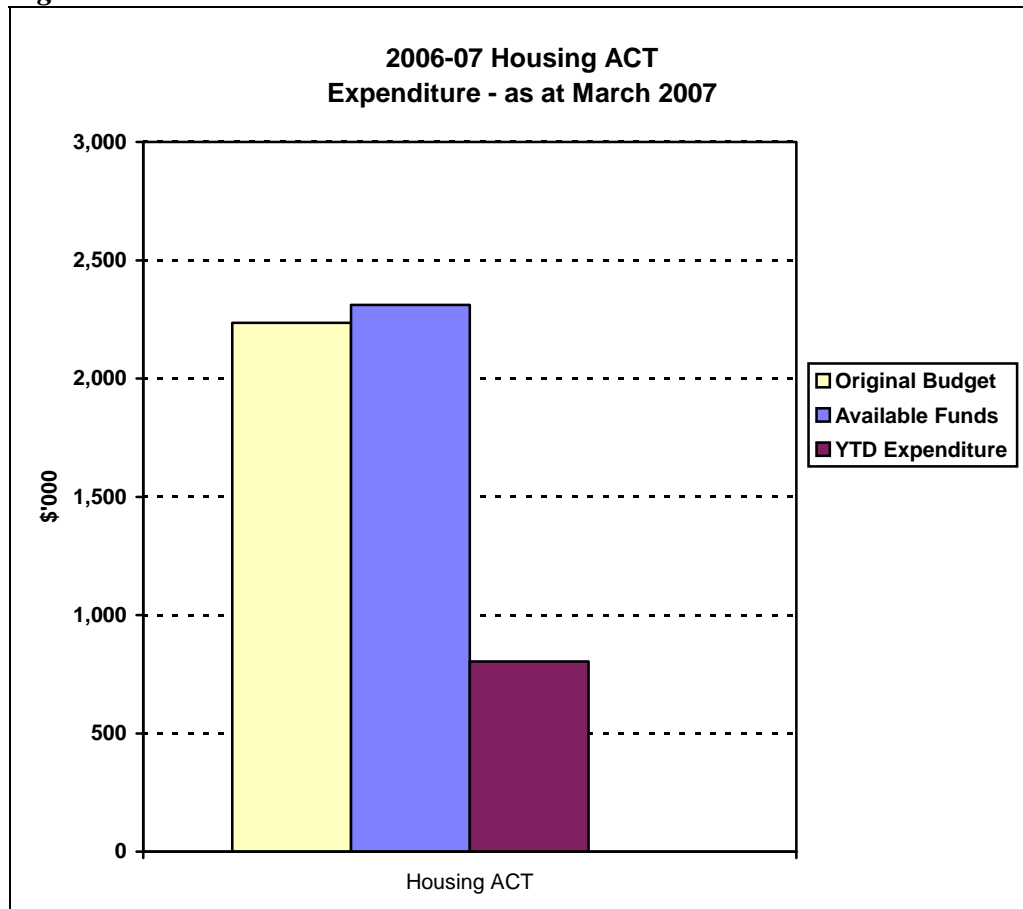




Table 10 HOUSING ACT CAPITAL WORKS EXPENDITURE 2006-07

Housing ACT													
Portfolio Unit	Original Budget 2006-07 \$'000			Variations 2006-07 \$'000		Total Funds Available (Revised Position) \$'000			2006-07 Actual Expenditure				
	New Works	WIP & PYR&U	Total	New Works	WIP & PYR&U	New Works	WIP & PYR&U	Total	March Qtr \$'000		Year to Date \$'000		
									New Works	WIP	New Works	WIP	Total
Housing ACT	0	2,235	2,235	0	76	0	2,311	2,311	0	648	0	804	804
Total Program	0	2,235	2,235	0	76	0	2,311	2,311	0	648	0	804	804



Legislative Assembly

The Legislative Assembly recorded \$0.226 million in expenditure during the third quarter, bringing year to date expenditure to \$0.226 million. The year to date expenditure represents 75.3 percent of total available funds.

Figure 13:

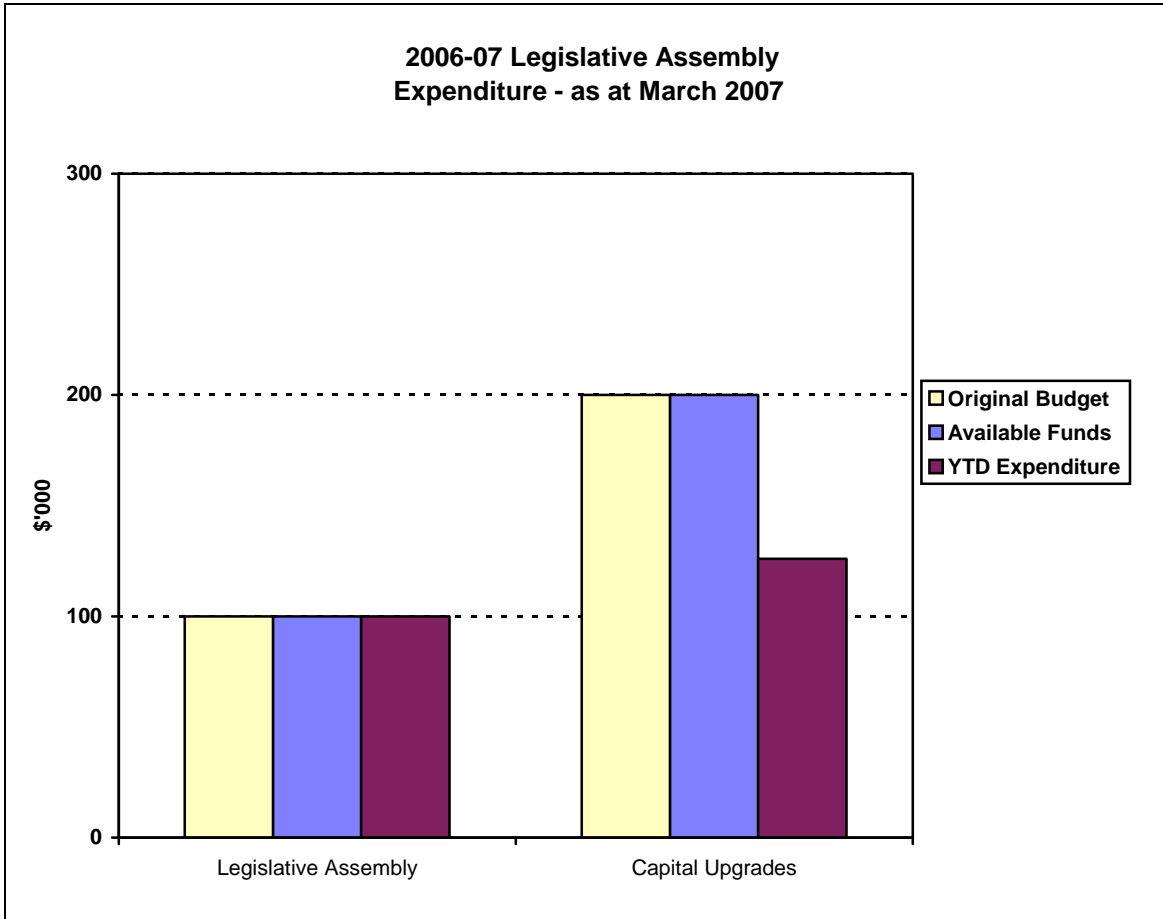




Table 14 LEGISLATIVE ASSEMBLY CAPITAL WORKS EXPENDITURE 2006-07

Legislative Assembly													
Portfolio Unit	Original Budget 2006-07 \$'000			Variations 2006-07 \$'000		Total Funds Available (Revised Position) \$'000			2006-07 Actual Expenditure				
	New Works	WIP & PYR&U	Total	New Works	WIP & PYR&U	New Works	WIP & PYR&U	Total	March Qtr \$'000		Year to Date \$'000		
									New Works	WIP	New Works	WIP	Total
Legislative Assembly	0	100	100	0	0	0	100	100	0	100	0	100	100
Capital Upgrades	200	0	200	0	0	200	0	200	126	0	126	0	126
Total Program	200	100	300	0	0	200	100	300	126	100	126	100	226



Canberra Institute of Technology

The Canberra Institute of Technology recorded \$0.790 million in expenditure during the third quarter, bringing year to date expenditure to \$1.7 million. The year to date expenditure represents 85 per cent of total available funds for expenditure of \$2 million.

Figure 14:

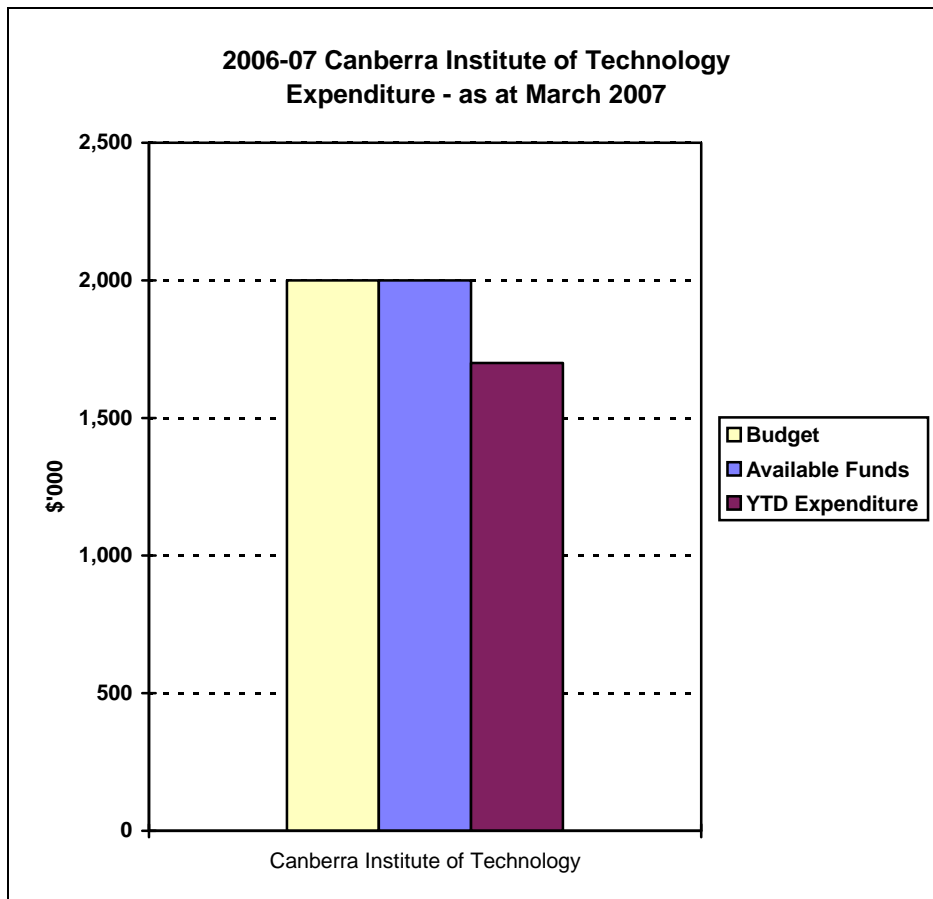




Table 15 CANBERRA INSTITUTE OF TECHNOLOGY CAPITAL WORKS EXPENDITURE 2006-07

Canberra Institute of Technology													
Portfolio Unit	Original Budget 2006-07 \$'000			Variations 2006-07 \$'000		Total Funds Available (Revised Position) \$'000			2006-07 Actual Expenditure				
	New Works	WIP & PYR&U	Total	New Works	WIP & PYR&U	New Works	WIP & PYR&U	Total	March Qtr \$'000		Year to Date \$'000		
									New Works	WIP	New Works	WIP	Total
Canberra Institute of Technology	2,000	0	2,000	0	0	2,000	0	2,000	790	0	1,700	0	1,700
Total Program	2,000	0	2,000	0	0	2,000	0	2,000	790	0	1,700	0	1,700



ATTACHMENT A

Agency Specific Project Data

**LEGISLATIVE ASSEMBLY 2006-07 CAPITAL WORKS PROGRAM
MARCH QUARTER REPORT**

Project	Proposed Completion Date	Revised Project Value \$'000	Prior Years	2006-07		Mar-07 \$'000	YTD Exp \$'000	Total Expenditure to Date \$'000	Outstanding Authorisation \$'000
			Expenditure \$'000	Approved Financing \$'000	Forecast Expenditure \$'000				
<u>NEW WORKS</u>									
<u>Capital Upgrades</u>									
Building Improvements		100	0	100	100	126	126	126	-26
OH&S and Safety		100	0	100	100	0	0	0	100
Total		200	0	200	200	126	126	126	74
Total New Works		200	0	200	200	126	126	126	74
<u>WORKS IN PROGRESS (WIP)</u>									
Total WIP		0	0	0	0	0	0	0	0
<u>PRIOR YEARS DEFERRALS AND UNDERSPENDS</u>									
MNW - Additional Security Measures	Jun-07	405	305	0	100	100	100	405	0
Total PYD&U		405	305	0	100	100	100	405	0
TOTAL FUNDING FOR 2006-07		605	305	200	300	226	226	531	74

**HOUSING ACT 2006-07 CAPITAL WORKS PROGRAM
MARCH QUARTER REPORT**

Project	Proposed Completion Date	Revised Project Value \$'000	Prior Years	2006-07		Mar-07 \$'000	YTD Exp \$'000	Total Expenditure to Date \$'000	Outstanding Authorisation \$'000	Comment Ref.
			Expenditure \$'000	Approved Financing \$'000	Forecast Expenditure \$'000					
NEW WORKS										
Total New Works		0	0	0	0	0	0	0	0	
WORKS IN PROGRESS										
Energy and Water Efficiency Initiatives	Jun-07	1,000	261	580	739	329	485	746	254	1
Intensive Care and Treatment Facility (Long Gully)	Jun-07	1,736	164	1,485	1,572	319	319	483	1,253	
Total WIP		2,736	425	2,065	2,311	648	804	1,229	1,507	
PRIOR YEARS DEFERRALS AND UNDERSPENDS										
Total PYD&U		0	0	0	0	0	0	0	0	
TOTAL FUNDING FOR 2006-07		2,736	425	2,065	2,311	648	804	1,229	1,507	

Comments (Column X)

1 \$0.076 million increase transferred from DDHCS Weston Creek Childcare Centre Project.

**DISABILITY, HOUSING AND COMMUNITY SERVICES 2006-07 CAPITAL WORKS PROGRAM
MARCH QUARTER REPORT**

Project	Proposed Completion Date	Revised Project Value \$'000	Prior Years	2006-07		Mar-07 \$'000	YTD Exp \$'000	Total Expenditure to Date \$'000	Outstanding Authorisation \$'000	Comment Ref.
			Expenditure \$'000	Approved Financing \$'000	Forecast Expenditure \$'000					
NEW WORKS										
Single therapy Service Accommodation	Jun-07	2,019	0	2,019	2,019	266	429	429	1,590	
Total		2,019	0	2,019	2,019	266	429	429	1,590	
Capital Upgrades										
Building Refurbishment and Upgrades		1,500	0	1,500	1,500	106	413	413	1,087	
Total		1,500	0	1,500	1,500	106	413	413	1,087	
Total New Works		3,519	0	3,519	3,519	372	842	842	2,677	
WORKS IN PROGRESS										
Child and Family Centres	Feb-07	6,000	3,335	2,665	2,665	1,410	1,814	5,149	851	
Extra Community Space in New Griffin Centre	Sep-06	3,053	2,996	57	57	0	75	3,071	-18	
Replacement of Quamby Youth Detention Centre	Jun-08	40,000	467	14,630	4,316	1,315	1,535	2,002	37,998	
Weston Creek Child Care Centre	Jul-06	1,574	1,384	266	190	0	50	1,434	140	1
Quamby Upgrade	Jun-07	4,500	3,514	798	836	45	95	3,609	891	
Total WIP		55,127	11,696	18,416	8,064	2,770	3,569	15,265	39,862	
PRIOR YEARS DEFERRALS AND UNDERSPENDS										
ATSI Cultural Centre	Jun-07	2,025	853	0	1,172	0	0	853	1,172	2
Homelessness Drop-in Centre	Jun-07	100	20	0	80	0	0	20	80	
Total PYD&U		2,125	873	0	1,252	0	0	873	1,252	
TOTAL FUNDING FOR 2006-07		60,771	12,569	21,935	12,835	3,142	4,411	16,980	43,791	

Comments

- \$0.076 million decrease transferred to ACT Housing Intensive Care Project.
- Project transferred from CMD.

**CULTURAL FACILITIES CORPORATION 2006-07 CAPITAL WORKS PROGRAM
MARCH QUARTER REPORT**

Project	Proposed Completion Date	Revised Project Value \$'000	Prior Years	2006-07		Mar-07 \$'000	YTD Exp \$'000	Total Expenditure to Date \$'000	Outstanding Authorisation \$'000	Comment Ref.
			Expenditure \$'000	Approved Financing \$'000	Forecast Expenditure \$'000					
NEW WORKS										
Constuction Works										
Canberra Theatre Centre Access Improvements	Jun-07	1,467	0	1,467	1,467	104	123	123	1,344	
Capital Upgrades										
Canberra Theatre Centre	Jun-07	100	0	100	100	0	59	59	41	
Historic Places	Jun-07	100	0	100	100	0	7	7	83	
Canberra Museum and Gallery	Jun-07	100	0	100	100	0	17	17		
Total		300	0	300	300	0	83	83	217	
Total New Works		1,767	0	1,767	1,767	104	206	206	1,561	
WORKS IN PROGRESS (WIP)										
Cultural Facilities Corporation										
Civic Library and Link Project - to completion	Dec-06	15,407	10,579	1,494	4,828	72	4,742	15,321	86	
Total WIP		15,407	10,579	1,494	4,828	72	4,742	15,321	86	
PRIOR YEARS DEFERRALS AND UNDERSPENDS										
			0	0	0	0	0	0	0	
Total PYD&U and WIP		15,407	10,579	1,494	4,828	72	4,742	15,321	86	
TOTAL FUNDING FOR 2006-07		17,174	10,579	3,261	6,595	176	4,948	15,527	1,647	

DEPARTMENT OF EDUCATION AND TRAINING 2006-07 CAPITAL WORKS PROGRAM
MARCH QUARTER REPORT

Project	Proposed Completion Date	Revised Project Value \$'000	Prior Years	2006-07		Mar-07 \$'000	YTD Exp \$'000	Total Expenditure to Date \$'000	Outstanding Authorisation \$'000	Comment Ref.	
			Expenditure \$'000	Approved Financing \$'000	Forecast Expenditure \$'000						
NEW WORKS											
Education and Community											
West Belconnen P-10 School	Jan-09	45,000	178	4,960	2,122	947	1,785	1,963	43,037	1	
Gungahlin East P-10 School	Jan-08	21,050	0	8,500	6,200	648	648	648	20,402		
Gungahlin College - Feasibility Study	Dec-07	1,000	0	1,000	300	0	0	0	1,000		
Schools Infrastructure Refurbishment	Jun-10	90,000	0	15,000	12,000	3,746	4,422	4,422	85,578		
Total		157,050	178	29,460	20,622	5,341	6,855	7,033	150,017		
Capital Upgrades											
Older School Refurbishments	Dec-07	2,500	0	2,500	1,500	1,199	1,250	1,250	1,250		
Older Preschool Refurbishments	Jun-07	1,500	0	1,500	1,500	486	533	533	967		
Student Amenity and Infrastructure	Jun-07	1,040	0	1,040	1,040	454	500	500	540		
Specialist Teaching Area Improvements	Jun-07	2,000	0	2,000	2,000	580	629	629	1,371		
Building Services Improvements	Jun-07	1,830	0	1,830	1,830	580	706	706	1,124		
Health and Safety Improvements	Jun-07	760	0	760	760	320	411	411	349		
Support for Disabled Persons	Jun-07	1,270	0	1,270	1,270	890	931	931	339		
Transportable Classrooms	Jun-07	400	0	400	400	400	400	400	0		
Total		11,300	0	11,300	10,300	4,909	5,360	5,360	5,940		
Total New Works		168,350	178	40,760	30,922	10,250	12,215	12,393	155,957		
WORKS IN PROGRESS (WIP)											
Education and Community											
Melrose High School New Gymnasium	Jun-07	2,800	285	2,300	2,515	1,088	1,562	1,847	953	2	
Gungahlin East Primary School	Jun-07	1,900	449	1,400	1,451	1,213	1,451	1,900	0		
Amaroo School	Jun-07	540	57	540	483	30	31	88	452		
Total WIP		5,240	791	4,240	4,449	2,331	3,044	3,835	1,405		
PRIOR YEARS DEFERRALS AND UNDERSPENDS											
Total		0	0	0	0	0	0	0	0		
Total PYD&U		0	0	0	0	0	0	0	0		
TOTAL FUNDING FOR 2006-07		173,590	969	45,000	35,371	12,581	15,259	16,228	157,362		

Comments

1. This project utilises savings from the Gungahlin High and Primary School projects of \$0.540 million to rectify outstanding works on the heating system mainly for the primary school.
2. There has been a delay in the commencement of works at Campbell High (Older School Refurbishment) due to the storm of 28 February 2007 and subsequent urgent and immediate repairs to keep the school operational. The department is seeking approval from Treasury to rollover \$1 million and it is expected that this will be expended in Dec 2007.

**SHARED SERVICES CENTRE 2006-07 CAPITAL WORKS PROGRAM
MARCH QUARTER REPORT**

Project	Proposed Completion Date	Original Project Value \$'000	Prior Years	2006-07		Mar-07 \$'000	YTD Exp \$'000	Total Expenditure to Date \$'000	Outstanding Authorisation \$'000	Comment Ref.
			Expenditure \$'000	Approved Financing \$'000	Forecast Expenditure \$'000					
<u>NEW WORKS</u>										
Departmental										
Fit-out of Shared Services	Jun-07	5,000	0	5,000	5,000	1,976	2,712	2,712	2,288	
Total New Works		5,000	0	5,000	5,000	1,976	2,712	2,712	2,288	
<u>WORKS IN PROGRESS (WIP)</u>										
Data Communications Centres	Dec-07	2,975	334	2,641	1,141	489	709	1,043	1,932	
Private Data Network Extension to Hume	Oct-06	1,530	30	1,500	1,500	0	1,500	1,530	0	
Sustainable Infrastructure	Jun-07	4,000	0	400	2,315	220	380	380	1,935	
Total WIP		8,505	364	4,541	4,956	709	2,589	2,953	3,867	
<u>PRIOR YEARS DEFERRALS AND UNDERSPENDS</u>										
Total PYD&U		0	0	0	0	0	0	0	0	
TOTAL FUNDING FOR 2006-07		13,505	364	9,541	9,956	2,685	5,301	5,665	6,155	

CHIEF MINISTER'S DEPARTMENT 2006-07 CAPITAL WORKS PROGRAM

MARCH QUARTER REPORT

Project	Proposed Completion Date	Revised Project Value \$'000	2006-07		Mar-07 \$'000	YTD Exp \$'000	Total Expenditure to Date \$'000	Outstanding Authorisation \$'000	Comment Ref.
			Prior Years Expenditure \$'000	Approved Financing \$'000					
NEW WORKS									
New Capital Works									
ACT Memorial Landscape Works	Sep-06	55	0	55	55	0	0	0	55
Total		55	0	55	55	0	0	0	55
Capital Upgrades									
artsACT	Jun-07	150	0	250	150	0	69	69	81
Total		150	0	250	150	0	69	69	81
Total New Works		205	0	305	205	0	69	69	136
WORKS IN PROGRESS (WIP)									
Departmental									
ACT Veteran's Memorial	Sep-06	250	153	92	97	0	89	242	8
ACT Government Office Building	Jun-07	250	0	200	102	0	0	0	250
Total		500	153	292	199	0	89	242	258
Arts									
Glassworks Final Stage (Kingston Powerhouse)	May-07	7,635	2,449	4,211	5,086	1,216	5,086	7,535	100
Public Art	Jun-07	1,000	1	986	13	-139	0	1	999
Belconnen Arts Centre (Incl. Lake Ginninderra Foreshore)	Jun-07	500	0	500	0	0	0	0	500
City West Performing Arts Facility and Choreographic Centre	Jun-07	102	52	83	50	0	0	52	50
Total		9,237	2,502	5,780	5,149	1,077	5,086	7,588	1,649
Total WIP		9,737	2,655	6,072	5,348	1,077	5,175	7,830	1,907
PRIOR YEARS DEFERRALS AND UNDERSPENDS									
Departmental									
Albert Hall Upgrade	Sep-06	12	6	0	6	0	6	12	0
Total		12	6	0	6	0	6	12	0
Arts									
Belconnen Arts Centre	Feb-07	157	108	43	49	0	5	113	44
Total		157	108	43	49	0	5	113	44
Arts ACT									
MNW - Public Art Program	Jun-07	250	77	0	173	120	120	197	53
Total		250	77	0	173	120	120	197	53
Total PYD&U		419	191	43	228	120	131	322	97
TOTAL FUNDING FOR 2006-07		10,361	2,846	6,420	5,781	1,197	5,375	8,221	2,140

Comments

1. Albert Hall Upgrade was transferred from DED to CMD on 1 July 2007. \$0.028 million to be returned as saving.
2. Glassworks 05/06, Revised budget amended to include transfer of \$0.191 million from other arts Capital Works projects; March quarter expenditure shows expenditure against revised budget only. Expenditure of \$1.568m has also been made against the funds of \$3.770 million received from LDA.
3. Public Art 05/06, Sept and Dec quarter expenditure moved to correct project "MNW - Public Art".
4. Belconnen Arts Centre (incl Lake Ginninderra Foreshore) 05/06, project value increased to \$0.5 million the transfer of \$0.043 million to Glassworks is from Belconnen Arts Centre project.
5. MNW - Public Art Program 04/05, see point 3 above, Sept and Dec quarter expenditure moved from Public Art 05/06.

ACT HEALTH 2006-07 CAPITAL WORKS PROGRAM

MARCH QUARTER REPORT

Project	Proposed Completion Date	Revised Project Value \$'000	Prior Years	2006-07		Mar-07 \$'000	YTD Exp \$'000	Total Expenditure to Date \$'000	Outstanding Authorisation \$'000	Comment Ref.
			Expenditure \$'000	Approved Financing \$'000	Forecast Expenditure \$'000					
The Canberra Hospital										
Linear Accelerator Procurement and Replacement	Jun-10	18,700	0	6,100	930	251	252	252	18,448	5
Yamba Drive Additional Car Park	Sep-07	1,950	0	1,950	1,400	114	114	114	1,836	
Total		20,650	0	8,050	2,330	365	366	366	20,284	
Capital Upgrades										
<i>Departmental</i>										
Building Refurbishment and Upgrades		1,070	0	1,070	1,070	22	22	22	1,048	
Electrical, Lift and Major Plant Upgrades		650	0	650	650	10	10	10	640	
Environment and Safety		1,045	0	1,045	1,045	15	15	15	1,030	
OH&S and Access		445	0	445	445	30	30	30	415	
Total		3,850	0	3,850	3,850	77	77	77	3,773	
<i>Territorial</i>										
Building Refurbishment and Upgrades		340	0	340	340	0	0	0	340	
Electrical, Lift and Major Plant Upgrades		300	0	300	300	0	0	0	300	
Total		3,850	0	3,850	3,850	77	77	77	3,773	
Total New Works		24,500	0	11,900	6,180	442	443	443	24,057	
WORKS IN PROGRESS (WIP)										
<i>Departmental</i>										
Refurbish Roof of Old Analytical Lab Building - Holder	Mar-07	1,000	0	300	1,000	833	833	833	167	
Total		1,000	0	300	1,000	833	833	833	167	
The Canberra Hospital										
Medical Records Relocation TCH	May-07	3,380	257	2,880	3,123	1,856	1,856	2,113	1,267	1
Fire Systems Upgrade (Phase 1) TCH	Sep-07	2,600	221	2,200	1,779	49	304	525	2,075	
Imaging Department Reception and work area refurbishment	Jun-07	375	235	140	140	0	0	235	140	
Total		6,355	713	5,220	5,042	1,905	2,160	2,873	3,482	
<i>Territorial</i>										
Calvary Public Hospital										
Calvary Hospital Sterilising Facility (Incl. TCH Equipment)	Mar-07	1,775	380	575	1,395	151	996	1,376	399	2
Sub/Non-Acute Inpatient Services Phase 2	Jan-07	4,600	0	3,450	4,600	1,110	4,484	4,484	116	
Plant & Building Upgrade	Sep-06	4,192	3,834	200	358	0	358	4,192	0	
Total		10,567	4,214	4,225	6,353	1,261	5,838	10,052	515	
Total WIP		17,922	4,927	9,745	12,395	3,999	8,831	13,758	4,164	
PRIOR YEARS DEFERRALS AND UNDERSPENDS										
<i>Departmental</i>										
Karralika Development Options	Jun-07	100	52	0	48	0	0	52	48	3
Crisis Assessment & Treatment Team - Feasibility Study	Jul-07	100	0	0	100	0	0	0	100	
OH&S and Access - CUP	Jun-07	695	628	0	67	0	0	628	67	
Total		895	680	0	215	0	0	680	215	
<i>Mental Health</i>										
Master planning of Mental and Community Health Facilities	Jun-07	300	77	0	223	0	0	77	223	
Total		300	77	0	223	0	0	77	223	
The Canberra Hospital										
Building 1 Tower/Ambulatory Care/Hot Floor Medical Records Relocation TCH	May-07	500	18	0	482	0	0	18	482	4
Canberra Medical School	May-07	12,100	10,919	0	1,181	177	1,084	12,003	97	
Total		12,600	10,937	0	1,663	177	1,084	12,021	579	
Calvary Public Hospital										
Sub/Non-Acute Inpatient Services Phase 1	Dec-06	5,150	3,794	0	1,356	0	1,356	5,150	0	6
Fire Safety Upgrade Calvary	Aug-06	1,000	877	0	123	0	123	1,000	0	
Refurbish ICU and CCU	Oct-06	350	70	0	280	0	0	70	280	
Total		6,500	4,741	0	1,759	0	1,479	6,220	280	
Total PYD&U		20,295	16,435	0	3,860	177	2,563	18,998	1,297	
TOTAL FUNDING FOR 2006-07		62,717	21,362	21,645	22,435	4,618	11,837	33,199	29,518	

Comments

- 1 Delay due to purchase of 2nd MRI .
- 2 Project completed.
- 3 To be completed during TCH Master Planning.
- 4 Project on hold.
- 5 Project has been delayed due to other priorities and linkages to other health projects and the necessary relocation of the clinical skills and Staff Development area.
- 6 Project completed.
- 7 The initial Feasibility Plan was completed by CHC, Jan 2005. A subsequent PFP was prepared by CHC and ACT Health in consultation with the Critical Care Taskforce. The PFP was endorsed

EXHIBITION PARK CORPORATION 2006-07 CAPITAL WORKS PROGRAM
MARCH QUARTER REPORT

Project	Proposed Completion Date	Revised Project Value \$'000	Prior Years	2006-07		Mar-07 \$'000	YTD Exp \$'000	Total Expenditure to Date \$'000	Outstanding Authorisation \$'000	Comment Ref.
			Expenditure \$'000	Approved Financing \$'000	Forecast Expenditure \$'000					
NEW WORKS										
<u>Capital Upgrades</u>										
Buildings, Roads, Grounds and Carparks	Jun-07	450	0	450	450	0	150	150	300	
Total New Works		450	0	450	450	0	150	150	300	
WORKS IN PROGRESS (WIP)										
Total WIP		0	0	0	0	0	0	0	0	
PRIOR YEARS DEFERRALS AND UNDERSPENDS										
Total PYD&U		0	0	0	0	0	0	0	0	
TOTAL FUNDING FOR 2006-07		450	0	450	450	0	150	150	300	

DEPARTMENT OF JUSTICE AND COMMUNITY SAFETY 2006-07 CAPITAL WORKS PROGRAM

MARCH QUARTER REPORT

Project	Proposed Completion Date	Revised Project Value \$'000	Prior Years	2006-07		Mar-07 \$'000	YTD Exp \$'000	Total Expenditure to Date \$'000	Outstanding Authorisation \$'000
			Expenditure \$'000	Approved Financing \$'000	Forecast Expenditure \$'000				
NEW WORKS									
Emergency Services									
Emergency Services - Operational Station Upgrades	Jun-07	700	0	700	700	3	22	22	678
Emergency Services - New Headquarters Fit-out	Jun-08	17,329	0	12,801	0	390	390	390	16,939
Total		18,029	0	13,501	700	393	412	412	17,617
Departmental									
Accommodation Refurbishment and/or Relocation	Dec-07	1,800	0	1,800	0	0	0	0	1,800
Total		1,800	0	1,800	0	0	0	0	1,800
Territorial									
ACT Policing Facilities Upgrades	Jun-07	478	0	478	478	2	2	2	476
Total		478	0	478	478	2	2	2	476
Capital Upgrades									
<i>Departmental</i>									
Departmental - Building Improvements		200	0	200	200	1	1	1	199
Emergency Services - Building Improvements	Jun-07	200	0	200	200	1	7	7	193
Departmental - OH&S and Safety Equipment		450	0	450	450	27	119	119	331
Emergency Services - OH&S and Safety Equipment	Jun-07	50	0	50	50	0	0	0	50
<i>Territorial</i>									
Australian Federal Police	Jun-07	200	0	200	200	38	38	38	162
Total		1,100	0	1,100	1,100	67	165	165	935
Total New Works		21,407	0	16,879	2,278	462	579	579	20,828
WORKS IN PROGRESS (WIP)									
Departmental									
Accommodation Relocation and Rationalisation - rollover Correctional Facility	Dec-07	2,670	13	2,657	1,957	-70	193	206	2,464
	Jul-08	128,700	15,028	73,550	32,574	12,976	16,122	31,150	97,550
Total		131,370	15,041	76,207	34,531	12,906	16,315	31,356	100,014
Emergency Services									
Headquarters and Joint Emergency Services Training Centre	Sep-07	1,100	152	600	348	0	57	209	891
Total		1,100	152	600	348	0	57	209	891
Total WIP		132,470	15,193	76,807	34,879	12,906	16,372	31,565	100,905
PRIOR YEARS DEFERRALS AND UNDERSPENDS									
Police									
Woden Police Station	Nov-05	7,805	7,805	0	0	0	0	7,805	0
Total		7,805	7,805	0	0	0	0	7,805	0
Emergency Services									
MNW - Redundant Fuel Tank Removal Stage 1	Mar-07	115	47	0	68	0	15	62	53
Total		115	47	0	68	0	15	62	53
Total PYD&U		7,920	7,852	0	68	0	15	7,867	53
TOTAL FUNDING FOR 2006-07		161,797	23,045	93,686	37,225	13,368	16,966	40,011	121,786

**ACTPLA 2006-07 CAPITAL WORKS PROGRAM
MARCH QUARTER REPORT**

Project	Proposed Completion Date	Revised Project Value \$'000	Prior Years	2006-07		Mar-07 \$'000	YTD Exp \$'000	Total Expenditure to Date \$'000	Outstanding Authorisation \$'000	Comment Ref.
			Expenditure \$'000	Approved Financing \$'000	Forecast Expenditure \$'000					
NEW WORKS										
Land Release										
Woden Town Centre Willow & Easty Streets	Jun-07	200	0	200	200	134	134	134	66	
Bonython West Infrastructure	Jun-07	200	0	200	200	104	104	104	96	
Molonglo Valley Access Roads and Bridge	Jun-07	350	0	350	350	42	42	42	308	
Total		750	0	750	750	280	280	280	470	
Capital Upgrades										
	Jun-07	300	0	300	300	0	0	0	300	
Total New Works		1,050	0	1,050	1,050	280	280	280	770	
WORKS IN PROGRESS (WIP)										
Canberra Central										
City West Infrastructure Stage 1 – Childers Street Precinct	Jun-07	6,000	2,076	3,924	3,924	1,677	3,266	5,342	658	
Land Release										
Belconnen Town Centre Infrastructure - Stage 1. Cohen Street Extension. Lathlain Street to Benjamin Way	Jun-08	3,000	118	2,882	77	0	0	118	2,882	
Trunk Infrastructure Development - Augmentation										
Gundaroo Drive Water Main	Jun-07	1,800	1,509	291	291	291	291	1,800	0	
Road Transport										
Sustainable Transport Initiative - Stage 1	Jun-07	5,130	3,480	1,585	1,650	48	672	4,152	978	
Total WIP		15,930	7,183	8,682	5,942	2,016	4,229	11,412	4,518	
PRIOR YEARS DEFERRALS AND UNDERSPENDS										
Public Realm										
City West Infrastructure Stage 1 - Childers Street Upgrade	Sep-06	600	574	0	26	0	0	574	26	
Land Release										
Bonner Water Quality Control Pond No 1	Jun-06	2,600	2,600	0	0	0	0	2,600	0	1
Total PYD&U		3,200	3,174	0	26	0	0	3,174	26	
TOTAL FUNDING FOR 2006-07		20,180	10,357	9,732	7,018	2,296	4,509	14,866	5,314	

Comments

1. Bonner Water Quality Control Pond completed in June 2006. The remaining \$0.4 million to be used for paving.

DEPARTMENT OF TERRITORY AND MUNICIPAL SERVICES 2006-07 CAPITAL WORKS PROGRAM

MARCH QUARTER REPORT

Project	Program Year	Proposed Completion Date	Revised Project Value \$'000	Prior Years	2006-07		Mar-07 \$'000	YTD Exp \$'000	Total Expenditure to Date \$'000	Outstanding Authorisation \$'000	Comment Ref.
				Expenditure \$'000	Approved Financing \$'000	Forecast Expenditure \$'000					
NEW WORKS											
Property											
Callam Offices Building Safety Works	06/07	Jun-07	940	0	940	940	0	0	0	940	
Moore Street Health Building Upgrade	06/07	Jun-08	2,800	0	1,300	550	0	0	0	2,800	
Total			3,740	0	2,240	1,490	0	0	0	3,740	
ACT NoWaste											
Mugga Waste Cell Stage 4	06/07	Jun-07	2,400	0	2,400	2,400	1,111	1,111	1,111	1,289	
Total			2,400	0	2,400	2,400	1,111	1,111	1,111	1,289	
Roads ACT											
Harrison Primary School Access Road & Mapleton Avenue Extension	06/07	Jan-08	4,220	0	2,110	820	0	0	0	4,220	
Monaro Highway Restoration	06/07	Jun-07	1,350	0	1,350	1,350	635	756	756	594	
Total			5,570	0	3,460	2,170	635	756	756	4,814	
Roads to Recovery											
Lanyon Drive Upgrade (Monaro Hwy to Sheppard St)	06/07	Jun-08	5,000	0	1,000	200	50	50	50	4,950	1
Total			5,000	0	1,000	200	50	50	50	4,950	
Environment ACT											
Threatened Species Recovery	06/07	Jun-07	100	0	100	100	0	0	0	100	
Fire Trails Upgrade	06/07	Jun-10	3,910	0	990	330	77	77	77	3,833	
Predator-Free Sanctuary - Mulligans Flat	06/07	Jun-08	350	0	350	50	6	11	11	339	
Total			4,360	0	1,440	480	83	88	88	4,272	
Recreation Services											
Harrison Neighbourhood Oval	06/07	Jan-08	800	0	800	400	0	0	0	800	
Total			800	0	800	400	0	0	0	800	
Capital Upgrades											
Roads and Bridges			2,550	0	2,550	2,593	795	1,820	1,820	730	5
Sustainable Transport Initiatives			700	0	700	703	109	231	231	469	6
Neighbourhood Improvements			1,000	0	1,000	1,000	188	375	375	625	
Urban Open Space			1,300	0	1,300	1,300	258	547	547	753	
Sports Facilities			1,100	0	1,100	1,100	382	701	701	399	
Libraries			600	0	600	600	272	355	355	245	
Public Transport Infrastructure			350	0	350	350	30	82	82	268	
Property			1,200	0	1,200	1,200	-73	146	146	1,055	
ACT NoWaste			500	0	500	500	7	30	30	470	
Environment			250	0	250	250	0	0	0	250	
Heritage			250	0	250	250	0	42	42	208	
Total			9,800	0	9,800	9,846	1,969	4,329	4,329	5,472	
Total New Works			31,670	0	21,140	16,986	3,848	6,334	6,334	25,336	
WORKS IN PROGRESS (WIP)											
Roads ACT											
Pialligo Avenue upgrade (Morshead Drive to the Airport)	04/05	Jun-07	500	271	200	229	0	0	271	229	
Majura Parkway Forward Design	04/05	Jun-07	680	513	150	167	0	0	513	167	2
Total			1,180	784	350	396	0	0	784	396	
Parks, Conservation and Land											
Groundwater Bores	05/06	Jun-07	160	130	48	30	0	0	130	30	
Heritage Signage	04/05	Jun-07	350	128	200	222	12	22	150	200	
Total			510	258	248	252	12	22	280	230	
Territory Venues and Events											
Convention & Exhibition Facilities	04/05	Sep-07	30,000	620	29,433	11,380	1,565	3,106	3,726	26,274	7
Phillip Oval Refurbishment	05/06	Jun-08	1,700	42	1,658	158	0	29	71	1,629	
Manuka Oval - Weather Protection/Handrail	04/05	Mar-07	1,065	1,024	40	41	0	0	1,024	41	
Manuka Oval - Boundary Fence/New Southern Entrance	04/05	Mar-07	715	698	20	17	0	0	698	17	
Stromlo Forest Park	05/06	Jan-07	6,000	5,177	2,288	823	1,115	2,426	7,603	-1,603	8
Restoring and enhancing Tidbinbilla Nature reserve - Non Urban Study - Stage 2	04/05	Jun-07	2,000	1,017	1,000	983	0	19	1,036	964	
Total			41,480	8,578	34,439	13,402	2,680	5,580	14,158	27,322	
Recreation Services											
ACT Dragway	04/05	Jun-08	8,000	0	4,000	0	0	0	0	8,000	
Lynneham Sports Precinct - Stage 1	05/06	Jun-07	200	25	173	175	0	0	25	175	
Total			8,200	25	4,173	175	0	0	25	8,175	
ACT NoWaste											
Mugga Waste Cell Stage 3		Mar-07	4,163	934	3,250	3,229	2	3,229	4,163	0	
Total			4,163	934	3,250	3,229	2	3,229	4,163	0	
Property											
Callam Offices Upgrade		Jun-07	1,500	178	1,300	1,322	174	973	1,151	349	
Total			1,500	178	1,300	1,322	174	973	1,151	349	
Capital Linen											
Replacement of Aged Equipment in Capital Linen Service		Sep-06	1,300	500	800	800	0	800	1,300	0	
Total			1,300	500	800	800	0	800	1,300	0	
Parks, Conservation and Land											
International Arboretum	04/05	Jun-08	7,301	859	4,430	2,442	397	775	1,634	5,667	3
Total			7,301	859	4,430	2,442	397	775	1,634	5,667	
Traffic Congestion and Road Safety Improvement Program											
Gungahlin Drive Extension	01/02	Sep-08	116,050	41,813	50,870	58,870	10,285	40,976	82,789	33,261	
Total			116,050	41,813	50,870	58,870	10,285	40,976	82,789	33,261	
Total WIP			181,684	53,929	99,860	80,888	13,550	52,355	106,284	75,400	
PRIOR YEARS DEFERRALS AND UNDERSPENDS											
Roads ACT											
Traffic Route Lighting	01/02	Mar-07	350	334	0	16	0	0	334	16	
Traffic Lights Upgrades	04/05	Mar-07	250	184	0	66	0	0	184	66	
Lake Burley Griffin water quality enhancement	04/05	Mar-07	80	62	0	18	0	0	62	18	
Total			680	580	0	100	0	0	580	100	
ACT NoWaste											
MNW Parkwood Road Recycling Estate Environmental Compliance	04/05	Sep-06	120	97	0	23	0	0	97	23	
Hume Resource Recovery Estate			937	776	0	161	144	144	920	17	
Mugga Lane Landfill New Disposal Trench - Stage 2	03/04	Jun-06	2,400	2,399	0	1	0	0	2,399	1	
Total			3,457	3,272	0	185	144	144	3,416	41	

DEPARTMENT OF TERRITORY AND MUNICIPAL SERVICES 2006-07 CAPITAL WORKS PROGRAM

MARCH QUARTER REPORT

Project	Program Year	Proposed Completion Date	Revised Project Value \$'000	Prior Years	2006-07		Mar-07 \$'000	YTD Exp \$'000	Total Expenditure to Date \$'000	Outstanding Authorisation \$'000	Comment Ref.
				Expenditure \$'000	Approved Financing \$'000	Forecast Expenditure \$'000					
Property											
MNW - Grant Cameron Community Centre	04/05	Mar-07	300	235	0	65	7	7	242	58	
Moore Street Health Building Level 5 Refurbishment	03/04	Mar-07	845	752	0	93	38	38	790	55	
Total			1,145	987	0	158	45	45	1,032	113	
ACT Tourism											
Permanent Site for Floriade	00/01	Jun-07	85	25	0	60	0	0	25	60	
Total			85	25	0	60	0	0	25	60	
Public Transport											
Real Time Information System at Bus Interchanges	04/05	Mar-07	100	56	0	44	0	0	56	44	
Total			100	56	0	44	0	0	56	44	
Libraries and Information Management											
Kippax Library	03/04	Mar-07	2,862	2,800	0	62	0	0	2,800	62	
Total			2,862	2,800	0	62	0	0	2,800	62	
Roads to Recovery Program											
Boboyan Road		Cancelled	100	98	0	2	0	0	98	2	
On-Road Cycling Facilities (Woden Valley)	02/03	Mar-07	650	629	0	21	0	0	629	21	
Sutton Road Upgrade (Yass Rd to NSW Border)	01/02	Mar-07	5,700	5,633	0	67	0	0	5,633	67	
Total			6,450	6,360	0	90	0	0	6,360	90	
Land Development Infrastructure											
Flemington Road Retardation Basin	03/04	Mar-07	170	133	0	37	0	0	133	37	
Lawson Infrastructure Stage 1 (Design)	00/01	Aug-05	220	203	0	17	0	0	203	17	
Amaroo Infrastructure Stage 3	03/04	Mar-07	1,465	1,460	0	5	0	0	1,460	5	
Total			1,855	1,796	0	59	0	0	1,796	59	
Traffic Congestion and Road Safety Improvement Program											
Horsepark Dr (Gundaroo Dr / Federal Highway) (physically completed)	01/02	Mar-07	11,570	11,548	0	22	0	-114	11,434	136	4
Fairbairn Avenue Upgrade	03/04	Mar-07	9,700	9,534	0	166	0	0	9,534	166	
Total			21,270	21,082	0	188	0	-114	20,968	302	
Public Transport											
Belconnen Town Centre Bus Interchange (Design)	03/04	Feb-06	60	41	0	19	0	0	41	19	
Total			60	41	0	19	0	0	41	19	
Total PYD&U			37,964	36,999	0	965	189	75	37,074	890	
TOTAL FUNDING FOR 2006-07			251,318	90,928	121,000	98,839	17,587	58,764	149,691	101,627	

Comments

- \$0.800m will be formally noted for rollover in BDA Stage 2. This is due to delays caused by unexpected involvement by NSW RTA.
- Project revised down by \$0.320 million following publication of the 2006-07 Budget (part of transfer to HorsePark).
- Project revised down to \$7.301 million.
- Reimbursement from Procurement Solutions following finalisation of supplier payments.
- Remaining unspent capital upgrade funds (\$43k) from 2005-06 Budget
- Remaining unspent capital upgrade funds (\$3k) from 2005-06 Budget
- \$8 million has been transferred from Convention Centre to GDE in 2006-07 and will be returned to Convention Centre in 2007-08. Note this is not a variation, because it is not a permanent movement between projects, only a use of the Convention Centre's 06-07 underspend in 06-07 for the GDE.
- Stromlo Forest Park - the project has a negative outstanding authorisation which is off by \$1.677 million financed from insurance payouts

CANBERRA INSTITUTE OF TECHNOLOGY 2006-07 CAPITAL WORKS PROGRAM

MARCH QUARTER REPORT

Project	Proposed Completion Date	Revised Project Value \$'000	Prior Years	2006-07		Mar-07 \$'000	YTD Exp \$'000	Total Expenditure to Date \$'000	Outstanding Authorisation \$'000
			Financing \$'000	Approved Financing \$'000	Forecast Expenditure \$'000				
NEW WORKS									
Capital Upgrades									
Implementation of projects from Energy M'ment Audit	May-07	250	0	200	250	60	180	180	70
Refurbish SPF Unit for classroom space, E Block, Bruce	May-07	250	0	160	250	140	220	220	30
Upgrade mechanical ventilation, A2 Bruce Campus	Apr-07	80	0	80	80	50	80	80	0
Replace Boilers, Bruce Campus	Apr-07	250	0	250	250	130	230	230	20
Construct airlock, H Block Foyer Bruce Campus	Feb-07	90	0	60	90	0	50	50	40
Modify Fan Coil Units in B Block, Bruce Campus	May-07	60	0	60	60	20	60	60	0
Install roof anchorage points, Bruce Campus	Jun-07	170	0	150	170	80	170	170	0
Install Sun Control Louvres to E & A Blocks, Reid Campus	Jun-07	140	0	160	140	0	80	80	60
Rectify mechanical ductwork, E Block plant room, Reid	Apr-07	90	0	90	90	30	90	90	0
Refurbish Library Entry, Reid campus	Apr-07	220	0	140	220	150	220	220	0
Refurbishment of Kitchen 1, Hospitality, Reid Campus	N/A	0	0	250	0	0	0	0	0
Carpark rectification and boomgates, Southside Campus	May-07	250	0	250	250	100	210	210	40
Install Sun Control Louvres to D Block, Reid Campus	Jun-07	90	0	100	90	20	60	60	30
Waterproof stairwell roofs, Bruce Campus	May-07	60	0	50	60	10	50	50	10
Total		2,000	0	2,000	2,000	790	1,700	1,700	300
TOTAL FUNDING FOR 2006-07									
		2,000	0	2,000	2,000	790	1,700	1,700	300

ATTACHMENT B

Alterations to the 2006-07 Program

Alterations to the 2006-07 Program

Business Unit	Description of Alteration	Financial Impact \$'000
DEPARTMENT OF TERRITORY AND MUNICIPAL SERVICES		
- Increased Authorisation	Hume Resource Recovery Estate	137
- Project Savings	Mugga Waste Cell Stage 3	(137)
	Variation	0
DEPARTMENT OF DISABILITY, HOUSING AND COMMUNITY SERVICES		
- Increased Authorisation		
- Project Savings	Community Services Weston Creek Child Care Centre	(76)
	Variation	(76)
ACT PLANNING AND LAND AUTHORITY		
- Increased Authorisation		
- Project Savings	Bonner Water Quality Control Pond No.1 ¹	(400)
	Variation	(400)
CHIEF MINISTER'S DEPARTMENT		
- Increased Authorisation	Canberra Glassworks ²	560
- Project Savings	Capital Upgrades Program	(100)
	Belconnen Arts Centre	(43)
	City West Performing Arts Facility and Choreographic	(48)
	Variation	369
HOUSING ACT		
- New Authorisation	Intensive Care and Treatment Facility (Long Gully)	76
- Project Savings		
	Variation	76
JUSTICE AND COMMUNITY SAFETY		
	Total Variation	(31)

¹ This amount has been redirected to projects outside the capital works program.

² \$0.369 million redirected to the Glassworks from outside the Capital Works Program.

ATTACHMENT C

2006-07 Forecast Underspends

2006-07 FORECAST UNDERSPENDS

Agency	Total Underspend \$'000
ACT Planning and Land Authority	
Belconnen Town Centre Infrastructure - Stage 1. Cohen Street Extension. Lathlain Street to Benjamin Way	2,805
Total	2,805
Department of Territory and Municipal Services	
Lanyon Drive Upgrade (Monaro Hwy to Sheppard St)	800
Moore St Health Building Upgrade	750
Harrison Primary School Access Road & Mapleton Avenue Extension	1,290
Predator-Free Sanctuary-Mulligans Flat	300
Fire Trails Upgrade	660
Phillip Oval	1,500
International Arboretum	2,000
Harrison Neighbourhood Oval	400
Gungahlin Drive Extension (relates to an increase in authorisation. Not a saving)	(8,000)
National Convention Centre	18,000
ACT Dragway	4,000
Total	21,700
Department of Justice and Community Safety	
Correctional Facility	41,094
Emergency Services - New Headquarters Fitout	12,801
Headquarters and Joint Emergency Services Training Centre	600
Woden Police Station	27
Accommodation Refurbishment and/or Relocation	1,800
Accommodation Relocation and Rationalisation	700
Total	57,022
Chief Minister's Department	
Albert Hall Upgrade	28
ACT Government Office Building	148
Glassworks Final Stage (Kingston Powerhouse)	100
Public Art	986
Belconnen Arts Centre (Incl. Lake Ginninderra Foreshore)	500
Total	1,762
Disability Housing and Community Services	
Replacement of Quamby Youth Detention Centre	10,500
Quamby Upgrade	150
Total	10,650
Department of Education and Training	
West Belconnen P-10 School	3,500
Gungahlin East P-10 School	2,300
Gungahlin College - Feasibility Study	700
Schools Infrastructure Refurbishment	3,000
Capital Upgrade - Older School Refurbishments	1,000
Total	10,500
Shared Services Centre	
Data Communication Centres	1,500
Total	1,500
ACT Health	
Linear Accelerator Procurement and Replacement	5,170
Extra Car Parking	550
Fire Systems Upgrade (Phase 1) TCH	600
Total	6,320
Forecast Underspends	
	112,259