



# **Australian Capital Territory 2006-07 Capital Works Program Progress Report**

June Quarter





## 1. BACKGROUND

This report provides capital works expenditure information for the final quarter of the 2006-07 financial year, at both business unit and project level by each department.

The information in this report is presented at a whole of Territory level and then disaggregated into separate departmental summaries. A project list for each department is included at **Attachment A**, and significant variations, underspends and rollovers to the program are identified at **Attachment B** and **Attachment C**.

## 2. PROGRAM SUMMARY – 2006-07 BUDGET AND FULL YEAR VARIATIONS

The original expenditure estimate for the budget-funded capital works program was \$337.019 million, as published in the 2006-07 Budget Papers. The revised forecast expenditure for 2006-07 also includes an additional \$15.316 million in unspent funds from prior years and opening balance adjustments of \$1.071 million, increasing the total level of funds available to \$353.406 million.

Details of variations, adjustments, rollovers and savings returned to the budget are provided in **Attachments B** and **C**.

A reconciliation of the 2006-07 capital works budget is shown in Table 1 below.

**Table 1**

<b>2006-07 Original Budget Expenditure</b> <sup>(a)</sup>	<b>\$337.019m</b>
Unspent Appropriation from 2005-06 program	\$15.316m
Adjustments	\$1.071m
<b>Total Funds Available for Expenditure in 2006-07</b>	<b>\$353.406m</b>
Forecast Program Underspends & Savings <sup>(b)</sup>	\$112.512m
Program Redirections <sup>(c)</sup>	\$(0.011)m
<b>Revised Funds Available for Expenditure 2006-07</b>	<b>\$240.905m</b>

- (a) See 2006-07 Budget Paper 3 – Page No. 119.  
 (b) Forecast rollovers & savings (see Attachment C).  
 (c) Project Variations (see Attachment B).



### 3. PROGRAM SUMMARY – AS AT 30 JUNE 2007

#### Expenditure

Expenditure on capital works during the June quarter for 2006-07 was \$87.819 million. This took full year expenditure to \$218.069 million, which represents 61.7 per cent of the original funds available for expenditure of \$353.406 million, and 90.5 per cent of the revised funds available for expenditure of \$240.905 million.

The final quarter expenditure on capital works totalling \$87.819 million consisted of:

- New Works expenditure of \$36.133 million; and
- Works In Progress expenditure of \$51.686 million.

**Figure 1** and **Table 2** below provide a further break up of capital works expenditure into new works and works in progress, and also provide comparison against budget by department.

#### Rollovers

Funding of \$112.204 million was not spent during 2006-07 and was rolled into the 2007-08 financial year through the 2007-08 Budget.

Following publication of the 2007-08 Budget, agencies have identified an additional \$15.054 million that was not spent during the June quarter. It is anticipated these funds will also be rolled into the 2007-08 financial year via Section 16(b) instrument under the *Financial Management Act 1996*.

Details of underspends by agencies are provided at **Attachment C** and within agency narratives.

#### Savings and Redirection

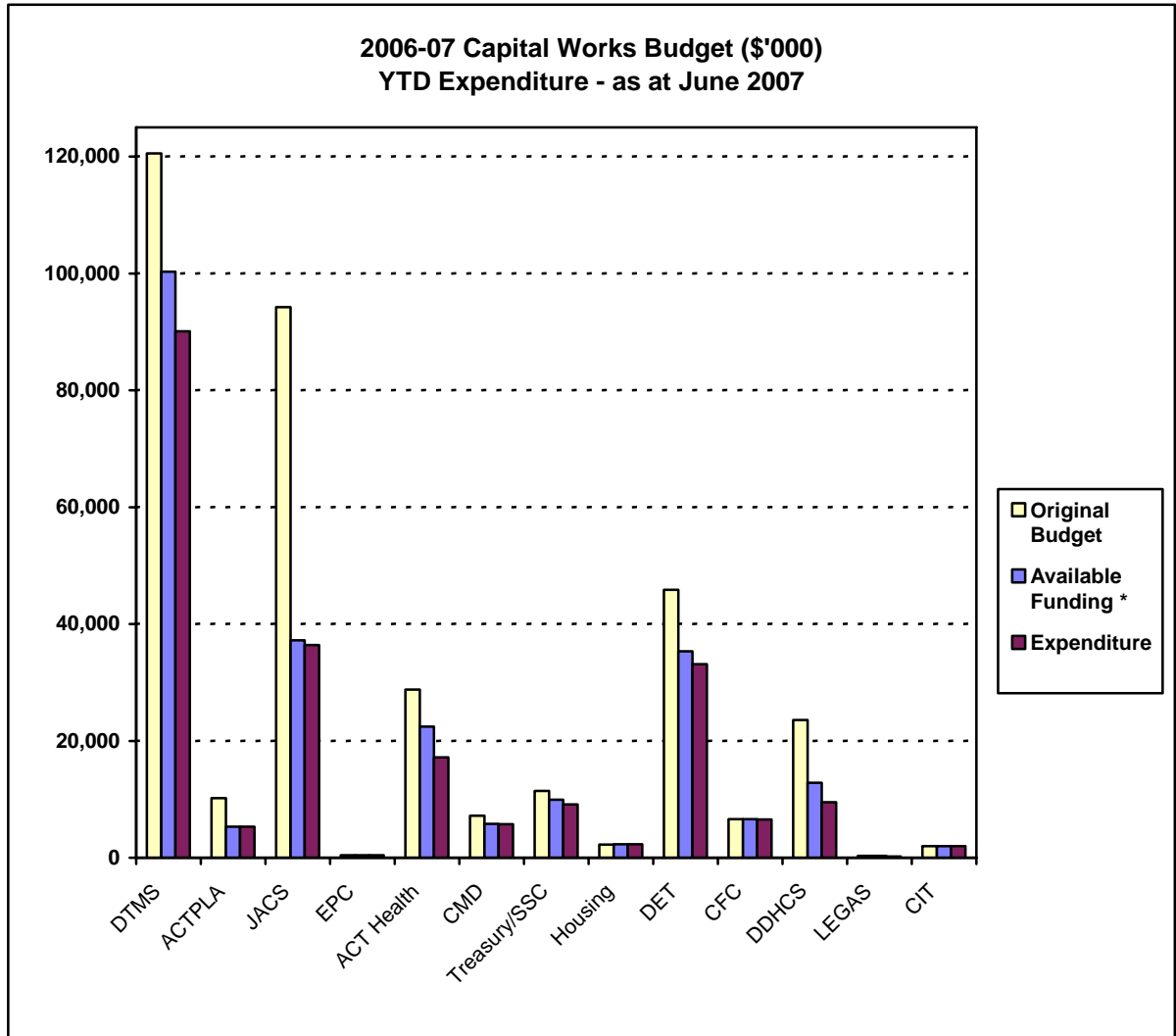
Project savings of \$0.308 million were identified in the 2006-07 program and returned to the Budget. All other project savings identified were redirected to other projects.

#### End of Year Acquittal

As part of the June Quarter Capital Works reporting process, Treasury sought a formal acquittal of completed capital works projects from agencies. The acquittal is provided at **Attachment D** of the report and includes projects that were physically and financially completed in 2006-07. Acquitted projects will be removed from the 2007-08 Capital Works Program.



Figure 1:



\* Available funding figures represent the revised total including deferrals, unspent funds from previous years and all current year variations.



**Table 2: SUMMARY OF CAPITAL WORKS BY DEPARTMENT 2006-07**

Capital Works Summary													
Portfolio Unit	Original Budget			Variations <sup>(a)</sup>		Total Funds Available <sup>(b)</sup>			2006-07 Actual Expenditure				
	2006-07			2006-07		(Revised Position)			June Qtr		Year to Date		
	\$'000			\$'000		\$'000			\$'000		\$'000		
	New Works	WIP & PYR&U <sup>(c)</sup>	Total	New Works	WIP & PYR&U <sup>(c)</sup>	New Works	WIP & PYR&U <sup>(c)</sup>	Total	New Works	WIP	New Works	WIP	Total
Department of Territory and Municipal Services	21,186	99,353	120,539	-4,252	-15,996	16,934	83,357	100,291	8,056	22,582	14,390	75,684	<b>90,074</b>
ACT Planning and Land Authority	1,050	9,173	10,223	0	-4,881	1,050	4,292	5,342	770	730	1,050	4,287	<b>5,337</b>
Department of Justice and Community Safety	16,879	77,368	94,247	-14,607	-42,421	2,272	34,947	37,219	1,469	17,986	2,048	34,373	<b>36,421</b>
Exhibition Park Corporation	450	0	450	0	0	450	0	450	300	0	450	0	<b>450</b>
ACT Health	11,900	16,855	28,755	-5,720	-600	6,180	16,255	22,435	2,934	2,431	3,377	13,825	<b>17,202</b>
Chief Minister's Department	305	6,869	7,174	-100	-1,251	205	5,618	5,823	99	247	168	5,553	<b>5,721</b>
Shared Services Centre	5,000	6,456	11,456	0	-1,500	5,000	4,956	9,956	1,682	2,164	4,394	4,753	<b>9,147</b>
Department of Education and Training	41,422	4,449	45,871	-10,523	0	30,899	4,449	35,348	16,466	1,405	28,681	4,449	<b>33,130</b>
Cultural Facilities Corporation	1,767	4,828	6,595	0	0	1,767	4,828	6,595	1,561	37	1,767	4,779	<b>6,546</b>
Department of Disability, Housing and Community Services	3,519	20,042	23,561	0	-10,726	3,519	9,316	12,835	2,496	2,615	3,338	6,184	<b>9,522</b>
Housing ACT	0	2,235	2,235	0	76	0	2,311	2,311	0	1,489	0	2,293	<b>2,293</b>
Legislative Assembly	200	100	300	0	0	200	100	300	0	0	126	100	<b>226</b>
Canberra Institute of Technology	2,000	0	2,000	0	0	2,000	0	2,000	300	0	2,000	0	<b>2,000</b>
<b>Total Program</b>	<b>105,678</b>	<b>247,728</b>	<b>353,406</b>	<b>-35,202</b>	<b>-77,299</b>	<b>70,476</b>	<b>170,429</b>	<b>240,905</b>	<b>36,133</b>	<b>51,686</b>	<b>61,789</b>	<b>156,280</b>	<b>218,069</b>

(a) This includes variations that occur during the year within the program (project specific detail provided at Attachment B), and forecast underspends identified by agencies during the year (detail provided at Attachment C).

(b) Total Funds available equals the Original Budget adjusted for any variations and forecast underspends.

(c) WIP & PYR & U represents Works In Progress and Prior Year Rollovers and Underspends.

**4. AGENCY SUMMARIES – AS AT 30 JUNE 2007**

The following summaries highlight the expenditure incurred by each Department by specific business units. Further project specific detail for each agency is provided at **Attachment A**.

**Department of Territory and Municipal Services**

The Department of Territory and Municipal Services recorded \$30.638 million in expenditure during the June quarter, bringing year to date expenditure to \$90.074 million. The year to date expenditure represents 89.8 per cent of the revised funds available for expenditure of \$100.291 million.

The majority of spending during the June quarter has taken place on the following projects:

- Gungahlin Drive Extension (\$16.976 million);
- Capital Upgrade Program (\$4.523 million);
- Convention & Exhibition Facilities (\$5.554 million); and
- Mugga Waste Cell Stage 4 (\$1.092 million).

Major projects concluded in 2006-07 include:

- Mugga Waste Cell Stage 3;
- Callam Offices Upgrade;
- Mugga Lane Landfill New Disposal Trench – Stage 2;
- Sutton Road Upgrade;
- Horsepark Drive; and
- Fairbairn Avenue Upgrade.

A total of seventeen projects were physically and financially completed in 2006-07.

**Status Updates for Significant Projects**

**Gungahlin Drive Extension (GDE)** with a revised project value of \$116.050 million. An additional \$4 million contingency funding was provided in the 2007-08 Budget bringing total project funding \$120.050 million. The final stage of the project is scheduled to be completed and available for public use by June/July 2008.

**Convention Centre** with a revised project value of \$30 million. Physical work on the Convention Centre is on track for completion in September 2007. The project is forecast to come in under budget and deliver a \$3 million saving.

**Arboretum** with a revised project value of \$7.301 million. Expenditure in 2006-07 allowed completion of detailed design work, completion of the events terrace (utilising approximately 130,000m<sup>3</sup> of excess spoil from the GDE project), ground preparation as well as the planting of a number of forests.

The work to be undertaken in 2007-08 will concentrate on forest plantings (procurement of trees, ground preparation, irrigation, seeding of pastures etc), construction of the entrance, a dam to be utilised for irrigation, and minor road works. It is expected that the available funding will be committed and these works undertaken in time for the opening of the arboretum in the Spring of 2008.

**Lanyon Drive Upgrade** with a revised project value of \$5 million. Forward design is well underway with construction now forecast for completion in August 2008 (rather than June 2008 as forecast in the 2007-08 Budget).

**Fire Trails Upgrade** with a revised project value of \$3.910 million. Two fire trails have been constructed and assessment works for a number of others have been completed during 2006-07. Further assessment works and construction will be completed in 2007-08.

**Moore Street Health Building Upgrade** with a revised project value of \$2.8 million. Tenants from level 5 were relocated to alternative accommodation in June. This will allow for internal building works to be carried out during 2007-08. The project is on schedule for completion within budget by February 2008.

**Phillip Oval Refurbishment** with a revised project value of \$1.7 million. Design work has now been completed. A tender is expected to be released in August for construction of the oval playing arena and eastern car park/access road. Water restrictions are likely to limit capacity to establish final turf cover for the playing arena.

A budget bid is expected to be brought forward during the 2008-09 Budget process seeking additional funding to allow for construction of the pavilion/grandstand.

Figure 2:

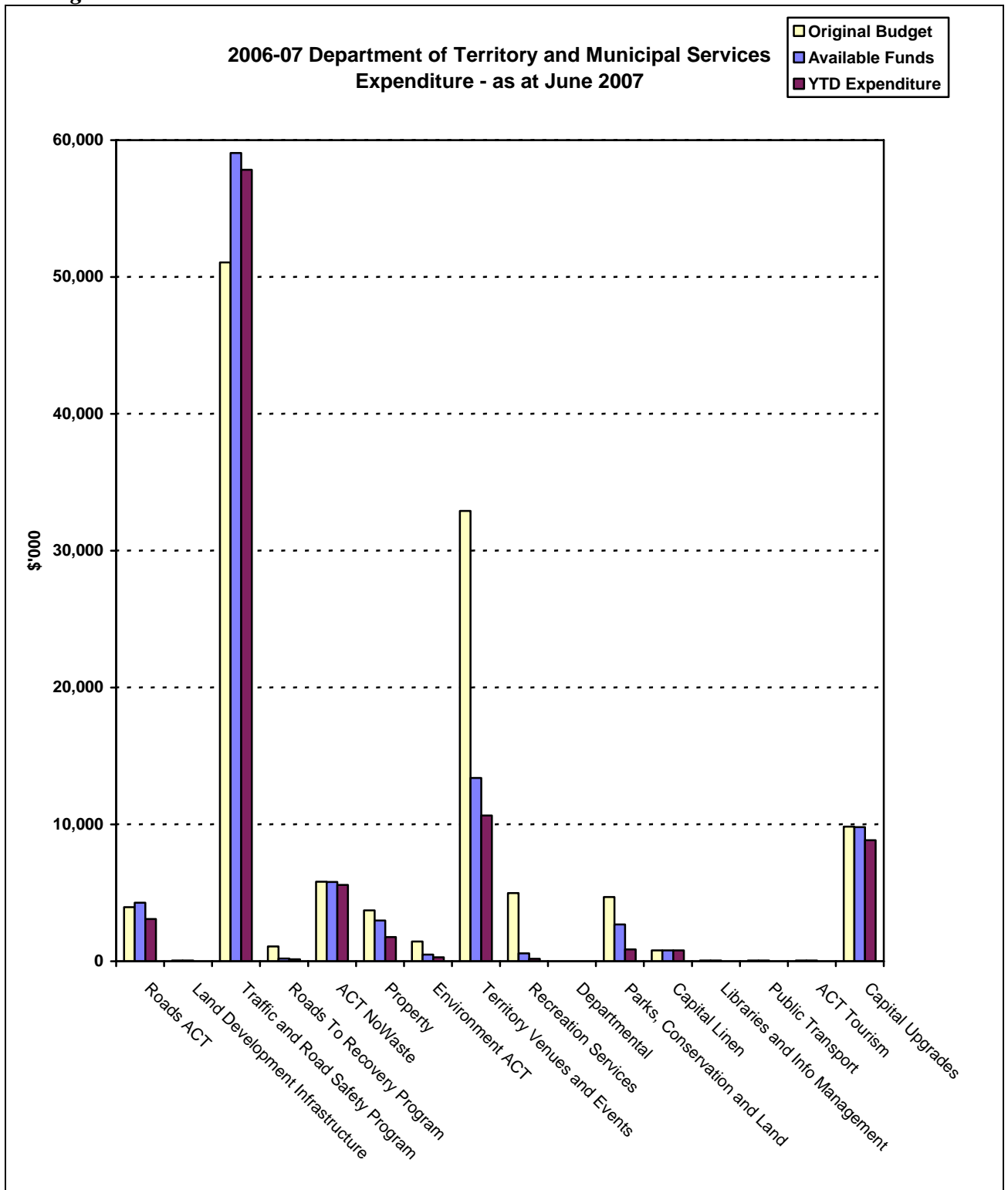


Table 3 DEPARTMENT OF TERRITORY AND MUNICIPAL SERVICES CAPITAL WORKS EXPENDITURE 2006-07

Department of Territory and Municipal Services													
Portfolio Unit	Original Budget			Variations		Total Funds Available			2006-07 Actual Expenditure				
	2006-07			2006-07		(Revised Position)			June Qtr		Year to Date		
	\$'000			\$'000		\$'000			\$'000		\$'000		
	New Works	WIP & PYR&U	Total	New Works	WIP & PYR&U	New Works	WIP & PYR&U	Total	New Works	WIP	New Works	WIP	Total
Roads ACT	3,460	496	3,956	-1,290	1,613	2,170	2,109	4,279	1,627	39	2,383	711	3,094
Land Development Infrastructure	0	59	59	0	0	0	59	59	0	0	0	0	0
Traffic and Road Safety Program	0	51,058	51,058	0	7,999	0	59,057	59,057	0	16,976	0	57,838	57,838
Roads To Recovery Program	1,000	90	1,090	-800	-90	200	0	200	100	0	150	0	150
ACT NoWaste	2,400	3,414	5,814	0	-18	2,400	3,396	5,796	1,096	0	2,207	3,373	5,580
Property	2,240	1,480	3,720	-750	0	1,490	1,480	2,970	322	427	322	1,445	1,767
Environment ACT	1,440	0	1,440	-960	0	480	0	480	206	0	294	0	294
Territory Venues and Events	0	32,902	32,902	0	-19,500	0	13,402	13,402	0	5,074	0	10,654	10,654
Recreation Services	800	4,175	4,975	-400	-4,000	400	175	575	182	0	182	0	182
Departmental	0	0	0	0	0	0	0	0	0	0	0	0	0
Parks, Conservation and Land	0	4,694	4,694	0	-2,000	0	2,694	2,694	0	66	0	863	863
Capital Linen	0	800	800	0	0	0	800	800	0	0	0	800	800
Libraries and Info Management	0	62	62	0	0	0	62	62	0	0	0	0	0
Public Transport	0	63	63	0	0	0	63	63	0	0	0	0	0
Australian Capital Tourism	0	60	60	0	0	0	60	60	0	0	0	0	0
Capital Upgrades	9,846	0	9,846	-52	0	9,794	0	9,794	4,523	0	8,852	0	8,852
<b>Total Program</b>	<b>21,186</b>	<b>99,353</b>	<b>120,539</b>	<b>-4,252</b>	<b>-15,996</b>	<b>16,934</b>	<b>83,357</b>	<b>100,291</b>	<b>8,056</b>	<b>22,582</b>	<b>14,390</b>	<b>75,684</b>	<b>90,074</b>

### **ACT Planning and Land Authority**

The ACT Planning and Land Authority recorded \$1.500 million in expenditure during the final quarter, bringing the year to date expenditure to \$5.337 million. The year to date expenditure represents 52.2 per cent of total funds available for expenditure of \$10.223 million or 99.9 per cent of revised funds of \$5.342 million.

The most significant expenditure for the June quarter has taken place on:

- City West Infrastructure Stage 1 – Childers Street Precinct (\$0.658 million)

Seven projects were physically and financially completed in 2006-07:

- Woden Town Centre Wilbow & Easty Streets (Forward Design);
- Bonython West Infrastructure (Forward Design);
- Molonglo Valley Access Roads and Bridge (Feasibility Study);
- Bonner Water Quality Control Pond No 1;
- City West Infrastructure Stage 1 - Childers Street Upgrade (Forward Design);
- Gundaroo Drive Water Main; and
- City West Infrastructure Stage 1 - Childers Street Precinct.

### Status Updates for Significant Projects

**Belconnen Town Centre Infrastructure - Stage 1 Cohen Street Extension (Lathlain Street to Benjamin Way)** with a revised project value of \$3 million. Progress on this project is dependant on further consultation with key stakeholders. Subject to final stakeholder consultation, it is expected that this project will go to tender in early 2008.

Figure 3:

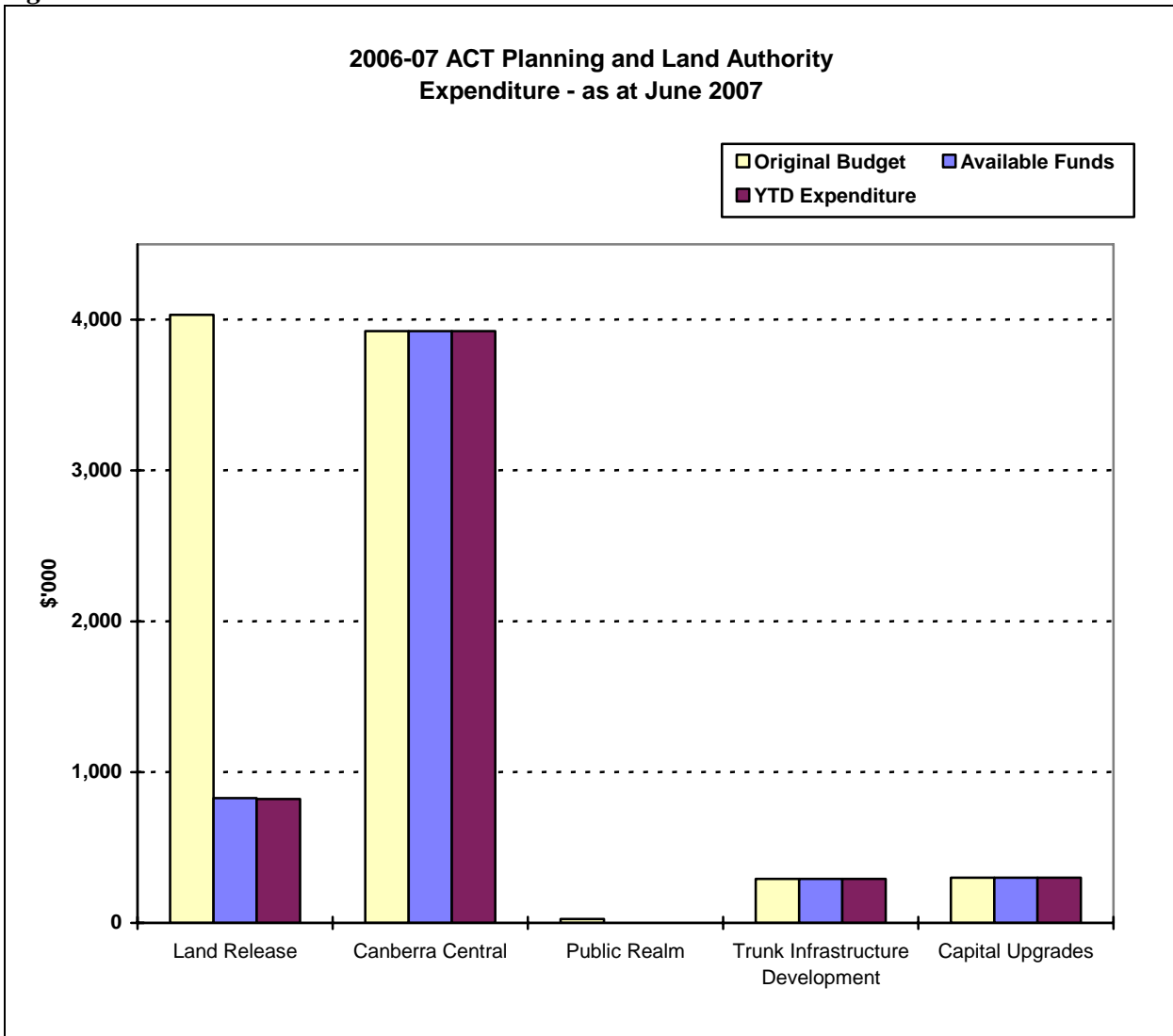


Table 4 ACT PLANNING AND LAND AUTHORITY CAPITAL WORKS EXPENDITURE 2006-07

ACT Planning and Land Authority													
Portfolio Unit	Original Budget 2006-07 \$'000			Variations 2006-07 \$'000		Total Funds Available (Revised Position) \$'000			2006-07 Actual Expenditure				
	New Works	WIP & PYR&U	Total	New Works	WIP & PYR&U	New Works	WIP & PYR&U	Total	June Qtr \$'000		Year to Date \$'000		
									New Works	WIP	New Works	WIP	Total
Land Release	750	3,282	4,032	0	-3,205	750	77	827	470	72	750	72	822
Canberra Central	0	3,924	3,924	0	0	0	3,924	3,924	0	658	0	3,924	3,924
Public Realm	0	26	26	0	-26	0	0	0	0	0	0	0	0
Trunk Infrastructure Development	0	291	291	0	0	0	291	291		0	0	291	291
Road Transport	0	1,650	1,650	0	-1,650	0	0	0	0	0	0	0	0
Capital Upgrades	300	0	300	0	0	300	0	300	300	0	300	0	300
<b>Total Program</b>	<b>1,050</b>	<b>9,173</b>	<b>10,223</b>	<b>0</b>	<b>-4,881</b>	<b>1,050</b>	<b>4,292</b>	<b>5,342</b>	<b>770</b>	<b>730</b>	<b>1,050</b>	<b>4,287</b>	<b>5,337</b>

## **Department of Justice and Community Safety**

The Department of Justice and Community Safety recorded \$19.455 million in expenditure during the final quarter, bringing year to date expenditure to \$36.421 million. The year to date expenditure represents 38.6 per cent of total funds available for expenditure of \$94.247 million or 97.9 per cent of revised funds of \$37.219 million.

The most significant expenditure for the final quarter has taken place on:

- Correctional Facility (\$16.307 million); and
- Emergency Services - Operational Station Upgrades (\$0.667 million).

Four projects were physically and financially completed in 2006-07:

- ACT Policing Facilities Upgrades;
- Emergency Services - Building Improvements;
- Australian Federal Police (Capital Upgrades); and
- Woden Police Station (physically completed in 2005-06).

### Status Updates for Significant Projects

**Correctional Facility** with a revised project value of \$128.7 million. The project is still on schedule for expected completion in June/July 2008. Due to delays in awarding the construction contract and minor amendments to the scope of the project, a rollover of \$41.094 million was included in the 2007-08 Appropriation Bill.

**ESA Headquarters** with a revised project value of \$17.3 million. Negotiations are continuing regarding the lease for, and specification of, the headquarters. A rollover of \$12.8 million funding from 2006-07 to 2007-08 was included in the 2007-08 Appropriation Bill.

Figure 4:

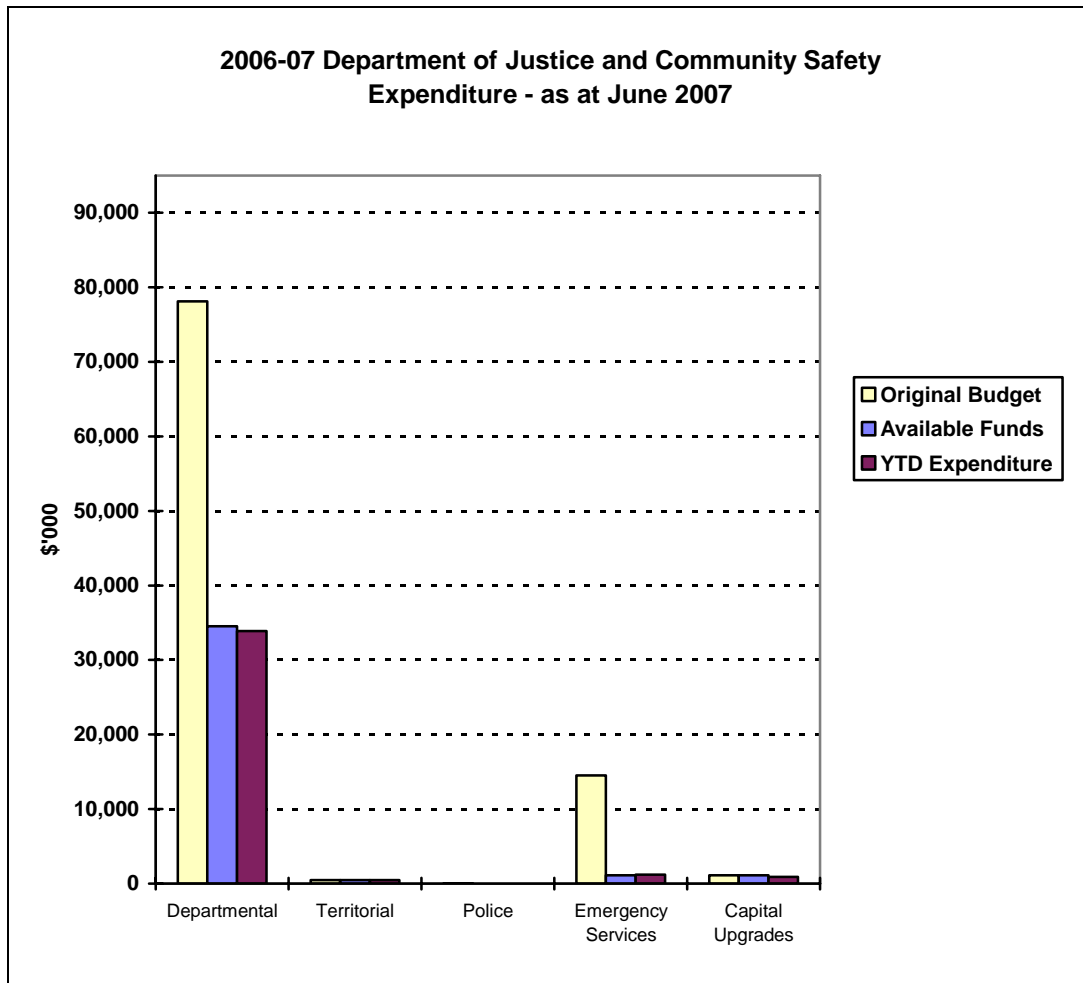


Table 5 JUSTICE AND COMMUNITY SAFETY CAPITAL WORKS EXPENDITURE 2006-07

Department of Justice and Community safety													
Portfolio Unit	Original Budget 2006-07 \$'000			Variations 2006-07 \$'000		Total Funds Available (Revised Position) \$'000			2006-07 Actual Expenditure				
	New Works	WIP & PYR&U	Total	New Works	WIP & PYR&U	New Works	WIP & PYR&U	Total	June Qtr \$'000		Year to Date \$'000		
									New Works	WIP	New Works	WIP	Total
Departmental	1,800	76,325	78,125	-1,800	-41,794	0	34,531	34,531	0	17,560	0	33,875	33,875
Territorial	478	0	478	-6	0	472	0	472	470	0	472	0	472
Police	0	27	27	0	-27	0	0	0	0	0	0	0	0
Emergency Services	13,501	1,016	14,517	-12,801	-600	700	416	1,116	277	426	689	498	1,187
Capital Upgrades	1,100	0	1,100	0	0	1,100	0	1,100	722	0	887	0	887
<b>Total Program</b>	<b>16,879</b>	<b>77,368</b>	<b>94,247</b>	<b>-14,607</b>	<b>-42,421</b>	<b>2,272</b>	<b>34,947</b>	<b>37,219</b>	<b>1,469</b>	<b>17,986</b>	<b>2,048</b>	<b>34,373</b>	<b>36,421</b>

**Exhibition Park Corporation**

Exhibition Park Corporation recorded \$0.300 million in expenditure during the final quarter, bringing year to date expenditure to \$0.450 million. This represents 100 per cent of the original funds available for expenditure.

*Figure 5:*

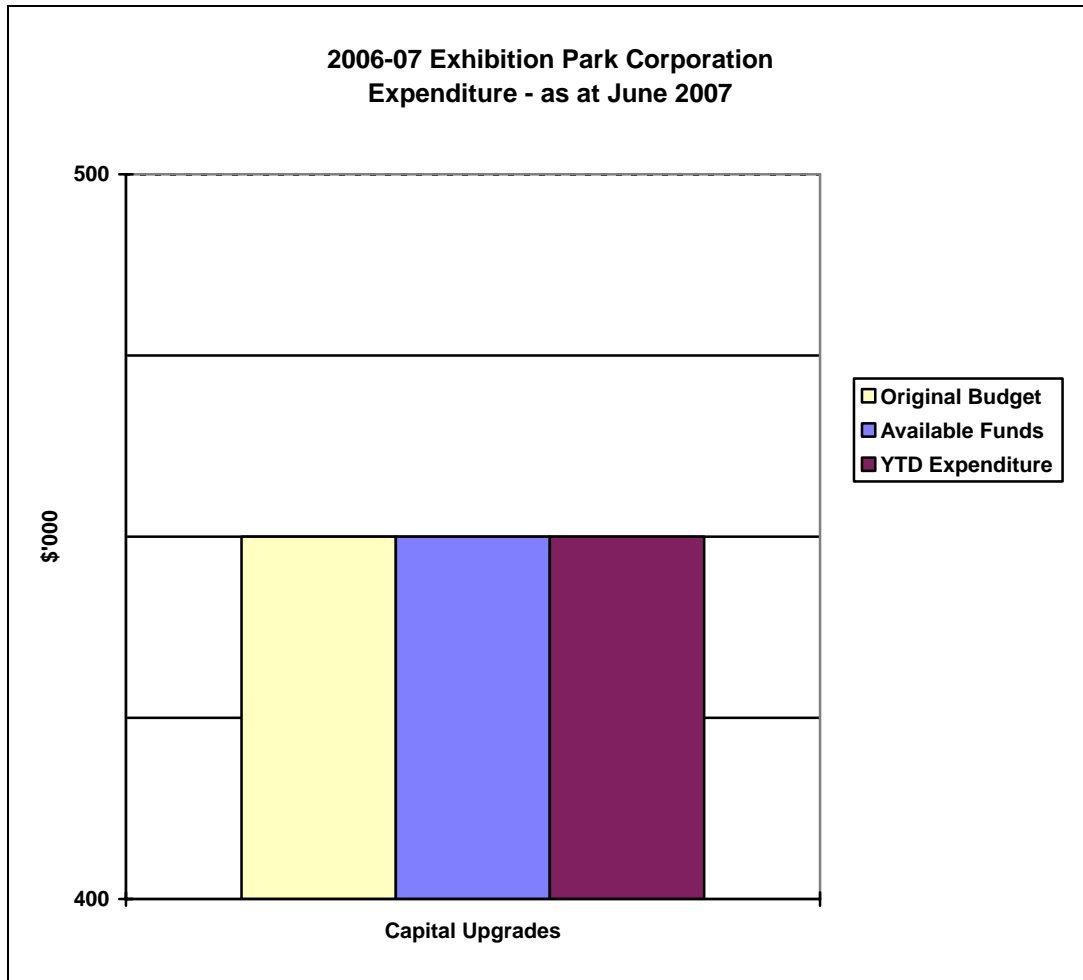


Table 6 EXHIBITION PARK CORPORATION CAPITAL WORKS EXPENDITURE 2006-07

Exhibition Park Corporation													
Portfolio Unit	Original Budget 2006-07 \$'000			Variations 2006-07 \$'000		Total Funds Available (Revised Position) \$'000			2006-07 Actual Expenditure				
	New Works	WIP & PYR&U	Total	New Works	WIP & PYR&U	New Works	WIP & PYR&U	Total	June Qtr \$'000		Year to Date \$'000		
									New Works	WIP	New Works	WIP	Total
Capital Upgrades	450	0	450	0	0	450	0	450	300	0	450	0	450
<b>Total Program</b>	<b>450</b>	<b>0</b>	<b>450</b>	<b>0</b>	<b>0</b>	<b>450</b>	<b>0</b>	<b>450</b>	<b>300</b>	<b>0</b>	<b>450</b>	<b>0</b>	<b>450</b>

## ACT Health

ACT Health has recorded \$5.365 million in expenditure during the June quarter, bringing year to date expenditure to \$17.202 million. The year to date expenditure represents 59.8 per cent of original funds for expenditure of \$28.755 million or 76.7 per cent of revised funding of \$22.435 million.

The majority of expenditure for the June quarter included:

- Medical Records Relocation TCH (\$1.058 million);
- Capital Upgrades (\$2.172 million); and
- Linear Accelerator Procurement and Replacement (\$0.671 million).

Eleven projects were physically and financially completed in 2006-07:

- Imaging Department Reception and work area refurbishment;
- Calvary Hospital Sterilising Facility (Incl. TCH Equipment);
- Sub/Non-Acute Inpatient Services Phase 2;
- Plant & Building Upgrade;
- Karralika Development Options;
- Crisis Assessment & Treatment Team - Feasibility Study;
- OH&S and Access - CUP;
- Master planning of Mental and Community Health Facilities
- Canberra Medical School;
- Sub/Non-Acute Inpatient Services Phase 1; and
- Fire Safety Upgrade Calvary.

### Status Updates for Significant Projects

**Linear Accelerator Procurement and Replacement** – Due to pre-construction planning delays \$5.2 million financing was rolled into 2007-08. It is expected that the project will be completed in June 2010.

**Yamba Drive Additional Car Park** – The project has been delayed due to rain. It is now expected that the project will be completed in October 2007.

**Fire Systems Upgrade (Phase 1) TCH** – The project is currently undergoing discussions regarding implementation issues in Building 1. The project is scheduled for completion in September 2007.

Figure 6:

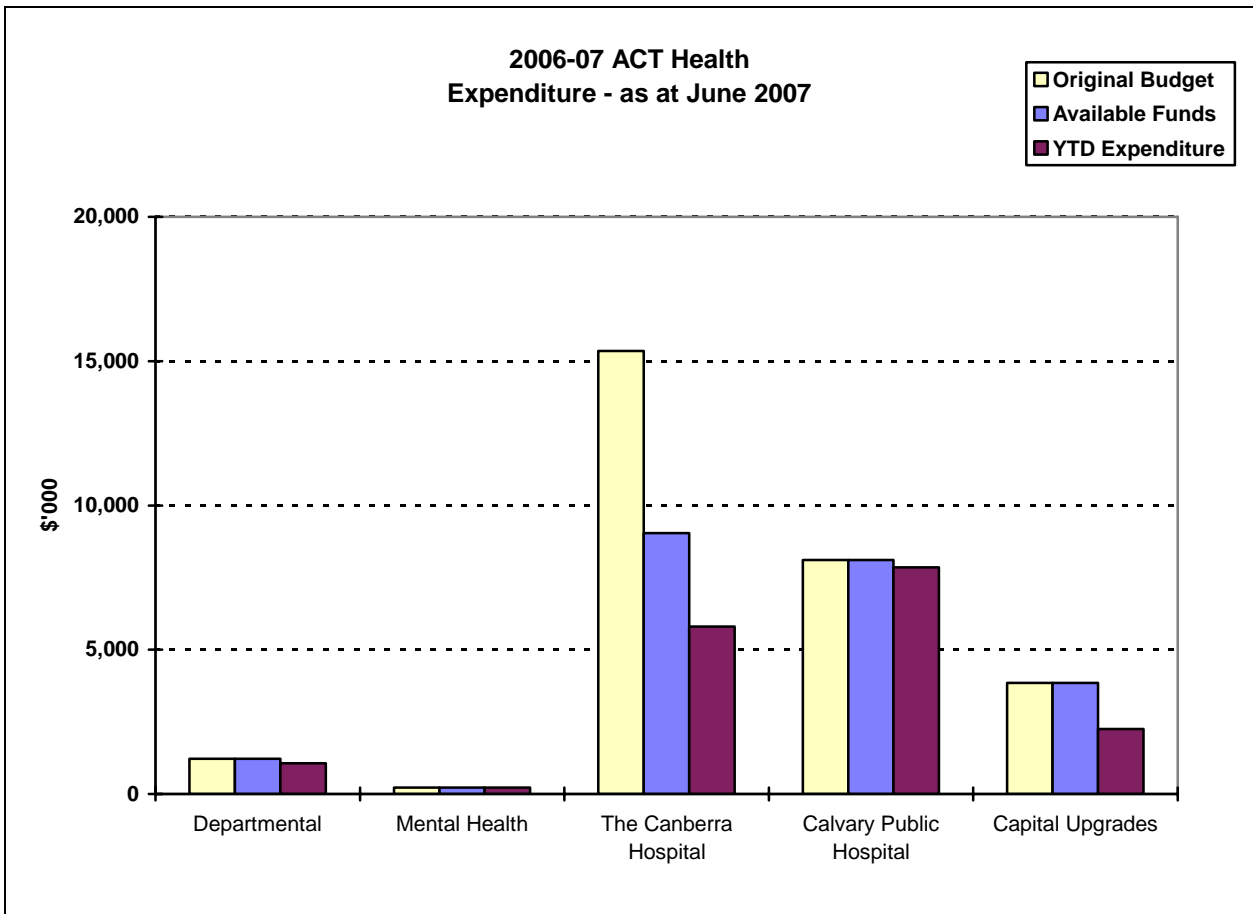


Table 7 ACT HEALTH CAPITAL WORKS EXPENDITURE 2006-07

ACT Health													
Portfolio Unit	Original Budget 2006-07 \$'000			Variations 2006-07 \$'000		Total Funds Available (Revised Position) \$'000			2006-07 Actual Expenditure				
	New Works	WIP & PYR&U	Total	New Works	WIP & PYR&U	New Works	WIP & PYR&U	Total	June Qtr \$'000		Year to Date \$'000		
									New Works	WIP	New Works	WIP	Total
Departmental	0	1,215	1,215	0	0	0	1,215	1,215	0	234	0	1,067	1,067
Mental Health	0	223	223	0	0	0	223	223	0	223	0	223	223
The Canberra Hospital	8,050	7,305	15,355	-5,720	-600	2,330	6,705	9,035	762	1,434	1,128	4,678	5,806
Calvary Public Hospital	0	8,112	8,112	0	0	0	8,112	8,112	0	540	0	7,857	7,857
Capital Upgrades	3,850	0	3,850	0	0	3,850	0	3,850	2,172	0	2,249	0	2,249
<b>Total Program</b>	<b>11,900</b>	<b>16,855</b>	<b>28,755</b>	<b>-5,720</b>	<b>-600</b>	<b>6,180</b>	<b>16,255</b>	<b>22,435</b>	<b>2,934</b>	<b>2,431</b>	<b>3,377</b>	<b>13,825</b>	<b>17,202</b>

## **Chief Minister's Department**

The Chief Minister's Department has recorded \$0.346 million in expenditure during the final quarter, bringing year to date expenditure to \$5.721 million. The year to date expenditure represents 79.7 per cent of the original available funds for expenditure of \$7.174 million and 98.2 per cent of revised funding of 5.823 million.

Five projects were physically and financially completed in 2006-07:

- ACT Memorial Landscape Works;
- ACT Veteran's Memorial;
- City West Performing Arts Facility and Choreographic Centre Forward Design;
- Albert Hall Upgrade Feasibility Study; and
- Belconnen Arts Centre Forward Design.

### Status Updates for Significant Projects

**Glassworks Final Stage (Kingston Powerhouse).** The Glassworks was physically completed and enjoyed a successful opening on the 26<sup>th</sup> of May 2007. A rollover of \$0.1 million of this years funding was included in the 2007-08 Appropriation Bill, which will be held until the defects period expires in December 2007.

Figure 7:

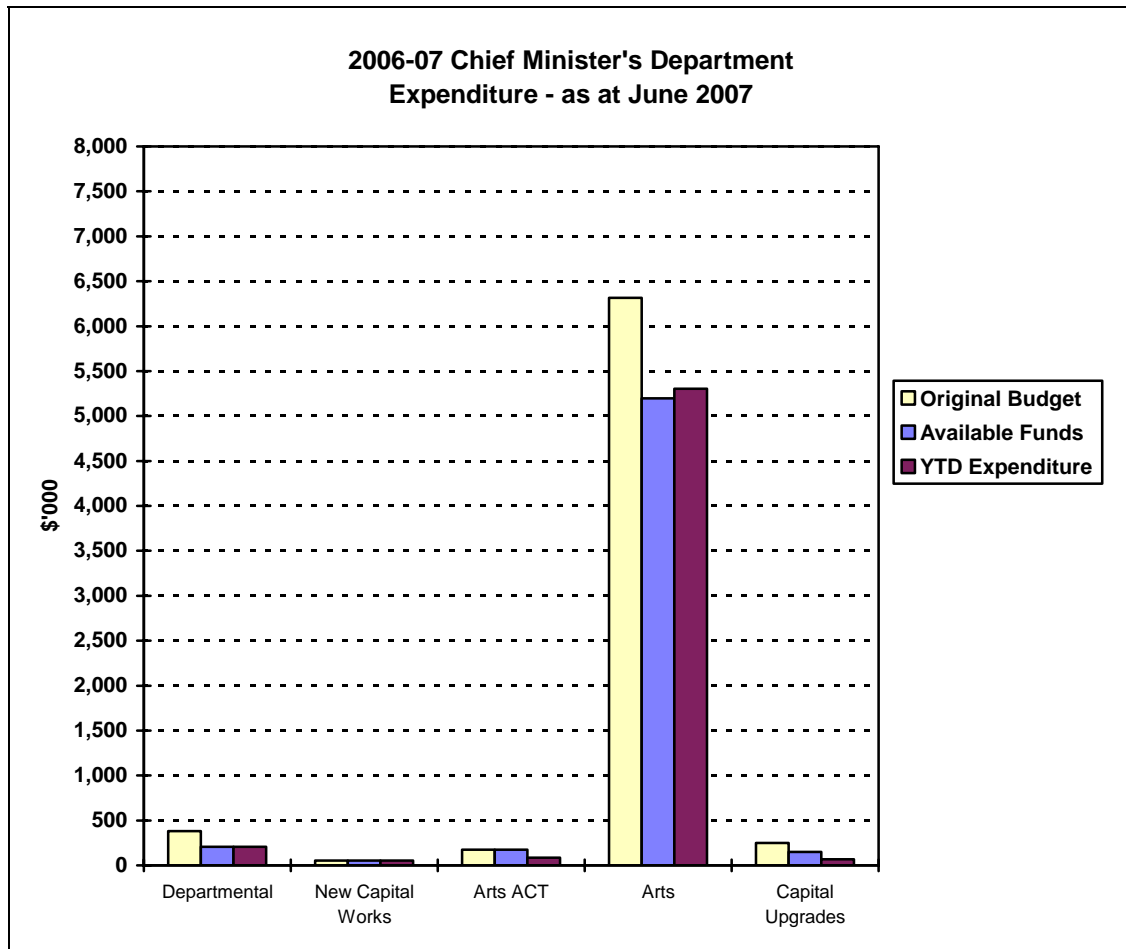


Table 8 CHIEF MINISTER'S DEPARTMENT CAPITAL WORKS EXPENDITURE 2006-07

Chief Minister's Department													
Portfolio Unit	Original Budget 2006-07 \$'000			Variations 2006-07 \$'000		Total Funds Available (Revised Position) \$'000			2006-07 Actual Expenditure				
	New Works	WIP & PYR&U	Total	New Works	WIP & PYR&U	New Works	WIP & PYR&U	Total	June Qtr \$'000		Year to Date \$'000		
									New Works	WIP	New Works	WIP	Total
Departmental	0	381	381	0	-134	0	247	247	0	110	0	205	205
New Capital Works	55	0	55	0	0	55	0	55	55	0	55	0	55
Arts ACT	0	173	173	0	0	0	173	173	44	43	44	43	87
Arts	0	6,315	6,315	0	-1,117	0	5,198	5,198	0	94	0	5,305	5,305
Capital Upgrades	250	0	250	-100	0	150	0	150	0	0	69	0	69
<b>Total Program</b>	<b>305</b>	<b>6,869</b>	<b>7,174</b>	<b>-100</b>	<b>-1,251</b>	<b>205</b>	<b>5,618</b>	<b>5,823</b>	<b>99</b>	<b>247</b>	<b>168</b>	<b>5,553</b>	<b>5,721</b>

## **Shared Services Centre**

Shared Services Centre has recorded \$3.846 million in expenditure during the June quarter, bringing year to date expenditure to \$9.147 million. The year to date expenditure represents 79.8 per cent of the original budget of \$11.456 million and 91.9 percent of revised funding available for expenditure of \$9.956 million.

The expenditure for the June quarter was for:

- Fit-out of Shared Services (\$1.682 million);
- Data Communications Centres (\$0.229 million); and
- Sustainable Infrastructure (\$1.935 million).

Two projects were physically and financially completed in 2006-07:

- Private Data Network Extension to Hume; and
- Sustainable Infrastructure.

### Status Updates for Significant Projects

**Fit-out of Shared Services** a slight delay has resulted in \$0.606 million being rolled into 2007-08. The project is on track for physical and financial completion in September 2007.

**Data Communications Centres** has been delayed due to continuing analysis and research to identify appropriate sites. Funding of \$1.5 million was rolled into 2007-08. The project is scheduled for completion in December 2007.

Figure 8:

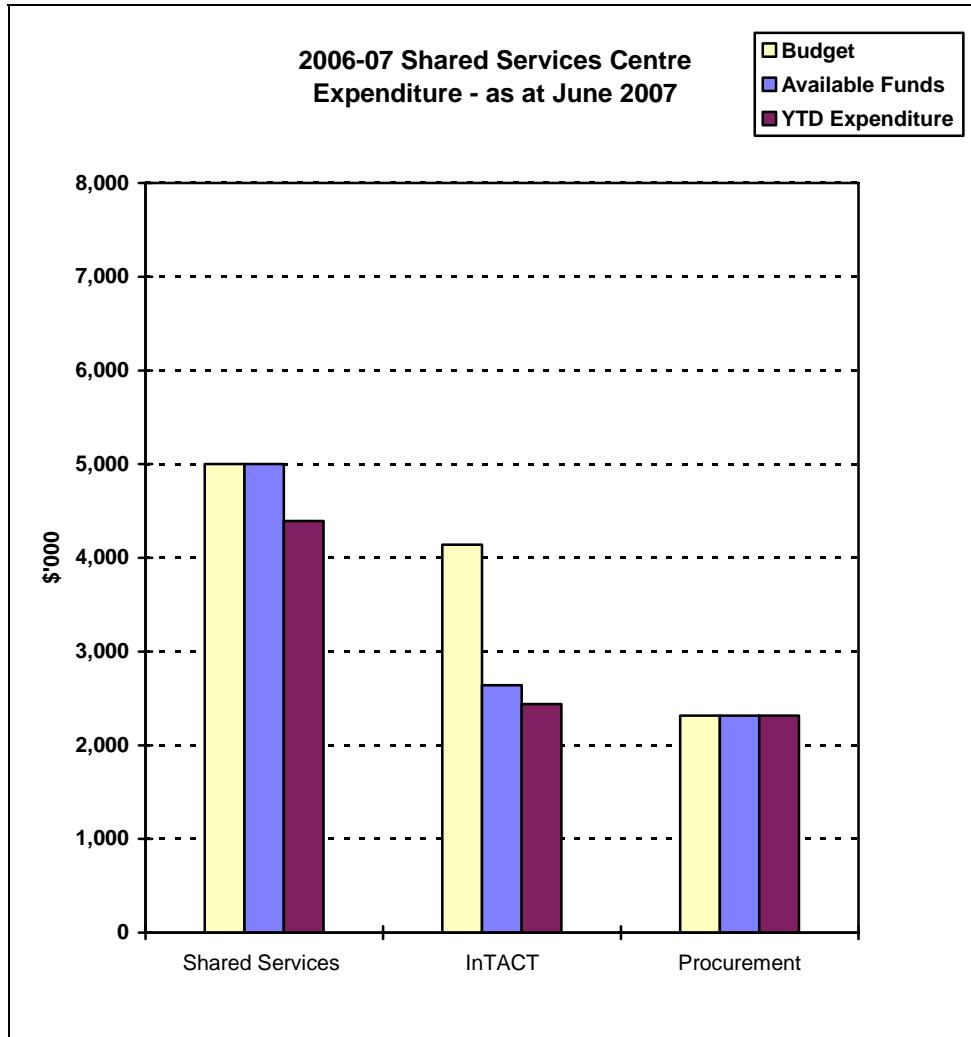


Table 9 DEPARTMENT OF SHARED SERVICES CENTRE CAPITAL WORKS EXPENDITURE 2006-07

Shared Services Centre													
Portfolio Unit	Original Budget 2006-07 \$'000			Variations 2006-07 \$'000		Total Funds Available (Revised Position) \$'000			2006-07 Actual Expenditure				
	New Works	WIP & PYR&U	Total	New Works	WIP & PYR&U	New Works	WIP & PYR&U	Total	June Qtr \$'000		Year to Date \$'000		
									New Works	WIP	New Works	WIP	Total
Shared Services	5,000	0	5,000	0	0	5,000	0	5,000	1,682	0	4,394	0	4,394
InTACT	0	4,141	4,141	0	-1,500	0	2,641	2,641	0	229	0	2,438	2,438
Procurement	0	2,315	2,315	0	0	0	2,315	2,315	0	1,935	0	2,315	2,315
<b>Total Program</b>	<b>5,000</b>	<b>6,456</b>	<b>11,456</b>	<b>0</b>	<b>-1,500</b>	<b>5,000</b>	<b>4,956</b>	<b>9,956</b>	<b>1,682</b>	<b>2,164</b>	<b>4,394</b>	<b>4,753</b>	<b>9,147</b>

## Department of Education and Training

The Department of Education and Training recorded \$17.871 million in expenditure during the June quarter, bringing year to date expenditure to \$33.130 million. The year to date expenditure represents 72.2 per cent of the total funds available for expenditure of \$45.871 million or 93.7 per cent of the revised funds available for expenditure of \$35.348 million.

The majority of expenditure for the June quarter was for:

- Capital Upgrades Program (\$4.743 million) including \$1.371 million on Specialist Teaching Area Improvements;
- Schools Infrastructure Refurbishment (\$4.162 million);
- Gungahlin East Primary School (\$6.757 million); and
- Melrose High School New Gymnasium (\$0.953 million).

Projects physically and financially completed in 2006-07 include:

- Melrose High School New Gymnasium;
- Gungahlin East Primary School Forward Design and Tender Ready; and
- Amaroo School Forward Design.

### Status Updates for Significant Projects

**West Belconnen P-10 School.** The project is on track for a 2009 opening. Physical demolition of the site has been completed and the contract for the project manager was awarded in June 2007. A number of community presentations took place in June 2007 demonstrating the proposed school plans.

**Gungahlin East P-10 School.** The project is on target for physical completion by January 2008. The majority of major trade packages have been tendered.

**Schools Infrastructure Refurbishment.** Delays were mainly the result of a number of trade packages being unable to commence until mid December 2006. Some works were further delayed by the severe weather events, which hit Canberra during 2006-07.

Figure 10:

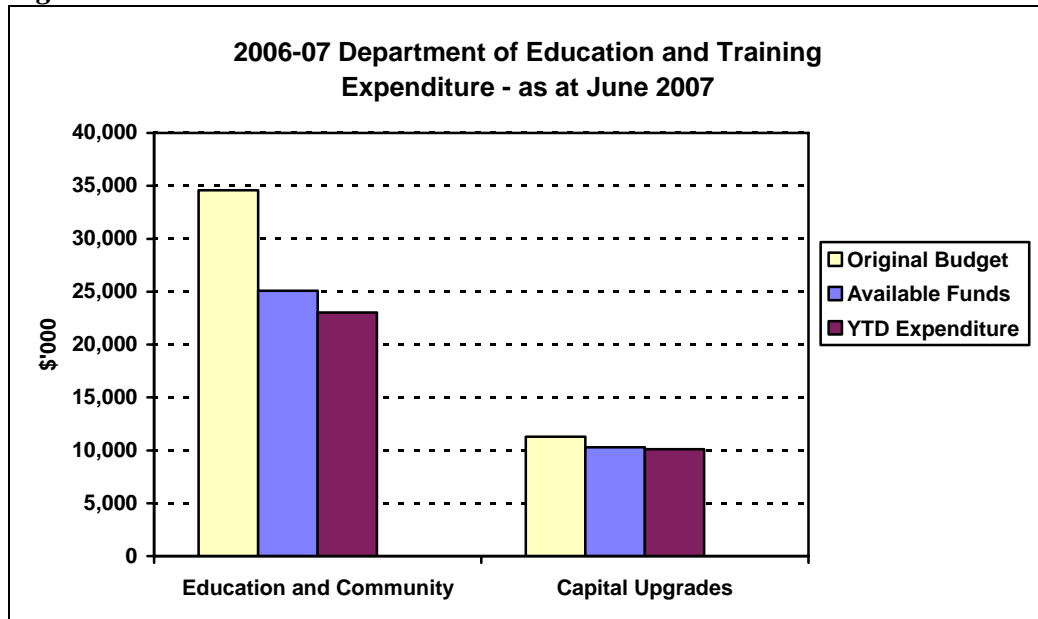


Table 11 EDUCATION AND TRAINING CAPITAL WORKS EXPENDITURE 2006-07

Department of Education and Training													
Portfolio Unit	Original Budget 2006-07 \$'000			Variations 2006-07 \$'000		Total Funds Available (Revised Position) \$'000			2006-07 Actual Expenditure				
									June Qtr \$'000		Year to Date \$'000		
	New Works	WIP & PYR&U	Total	New Works	WIP & PYR&U	New Works	WIP & PYR&U	Total	New Works	WIP	New Works	WIP	Total
Education and Community	30,122	4,449	34,571	-9,500	0	20,622	4,449	25,071	11,723	1,405	18,578	4,449	23,027
Capital Upgrades	11,300	0	11,300	-1,023	0	10,277	0	10,277	4,743	0	10,103	0	10,103
<b>Total Program</b>	<b>41,422</b>	<b>4,449</b>	<b>45,871</b>	<b>-10,523</b>	<b>0</b>	<b>30,899</b>	<b>4,449</b>	<b>35,348</b>	<b>16,466</b>	<b>1,405</b>	<b>28,681</b>	<b>4,449</b>	<b>33,130</b>

**Cultural Facilities Corporation**

The Cultural Facilities Corporation has recorded \$1.598 million in expenditure during the final quarter, bringing year to date expenditure to \$6.546 million. The year to date expenditure represents 99.3 per cent of total available funds for expenditure of \$6.595 million.

All three capital upgrade projects were physically and financially completed during 2006-07:

- Canberra Theatre Centre;
- Historic Places; and
- Canberra Museum and Gallery.

The Civic Library and Link project also reached physical completion during 2006-07.

**Figure 11:**

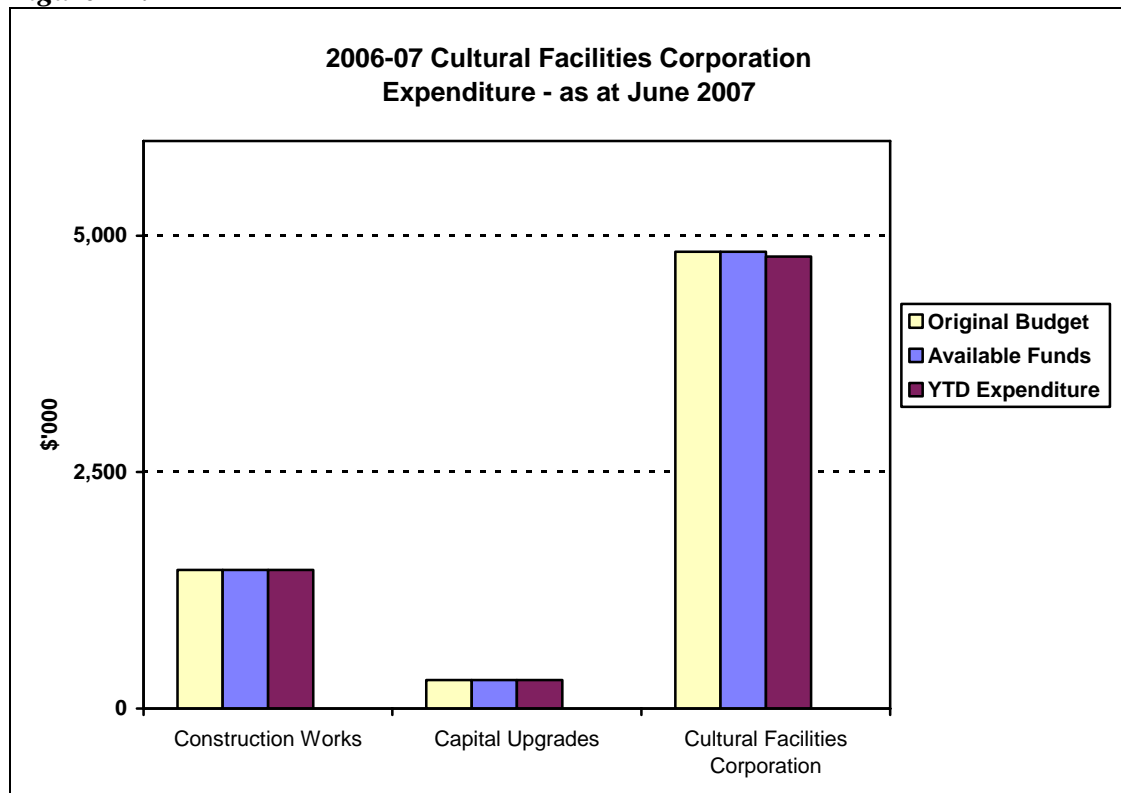


Table 12 CULTURAL FACILITIES CORPORATION CAPITAL WORKS EXPENDITURE 2006-07

Cultural Facilities Corporation													
Portfolio Unit	Original Budget 2006-07 \$'000			Variations 2006-07 \$'000		Total Funds Available (Revised Position) \$'000			2006-07 Actual Expenditure				
	New Works	WIP & PYR&U	Total	New Works	WIP & PYR&U	New Works	WIP & PYR&U	Total	June Qtr \$'000		Year to Date \$'000		
									New Works	WIP	New Works	WIP	Total
Construction Works	1,467	0	1,467	0	0	1,467	0	1,467	1,344	0	1,467	0	1,467
Capital Upgrades	300	0	300	0	0	300	0	300	217	0	300	0	300
Cultural Facilities Corporation	0	4,828	4,828	0	0	0	4,828	4,828	0	37	0	4,779	4,779
<b>Total Program</b>	<b>1,767</b>	<b>4,828</b>	<b>6,595</b>	<b>0</b>	<b>0</b>	<b>1,767</b>	<b>4,828</b>	<b>6,595</b>	<b>1,561</b>	<b>37</b>	<b>1,767</b>	<b>4,779</b>	<b>6,546</b>

## **Department of Disability, Housing and Community Services**

The Department of Disability, Housing and Community Services recorded \$5.111 million in expenditure during the June quarter, bringing year to date expenditure to \$9.522 million. The year to date expenditure represents 40.4 per cent of total funds available for expenditure of \$23.561 million or 74.2 per cent of revised funds available for expenditure of \$12.835 million.

The majority of expenditure for the June quarter took place on:

- Single Therapy Service Accommodation (\$1.409 million)
- Building Refurbishment and Upgrades (\$1.087 million)
- Replacement of Quamby Youth Detention Centre (\$1.558 million); and
- Child and Family Centres (\$0.958 million).

Three major projects were physically and financially completed in 2006-07:

- The Child and Family Centres;
- Extra Community Space in New Griffin Centre; and
- Weston Creek Child Care Centre.

### Status Updates for Significant Projects

**Replacement of Quamby Youth Detention Centre.** The Bimberi Youth Justice Centre is well underway with over 50% of the work now tendered. The project is on target for a physical completion in June 2008, with financial completion expected in the first quarter of 2008-09.

**Single Therapy Service Accommodation.** The project was physically completed during the June quarter and the financial conclusion is expected during the first quarter of 2007-08.

Figure 12:

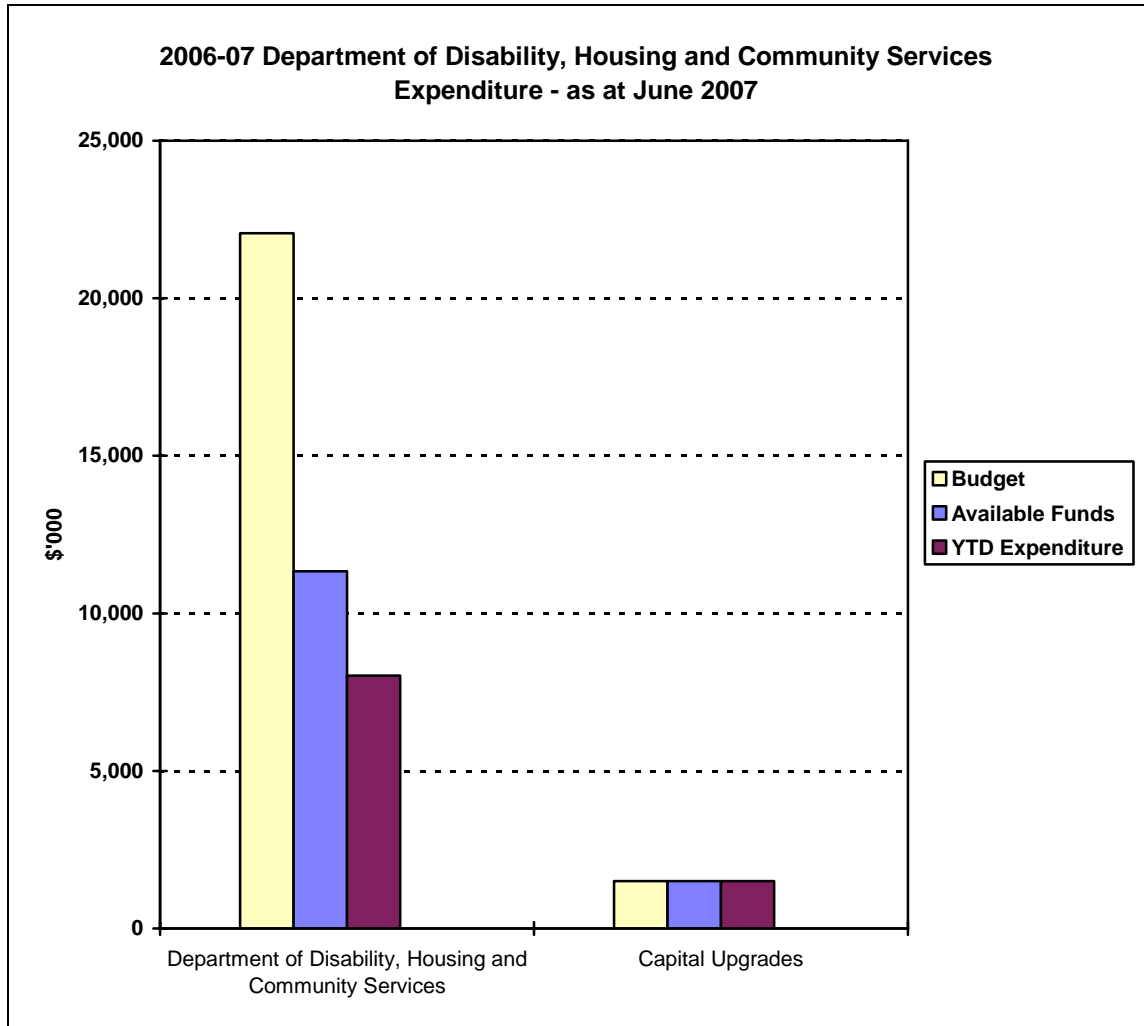


Table 13 DEPARTMENT OF DISABILITY, HOUSING AND COMMUNITY SERVICES CAPITAL WORKS EXPENDITURE 2006-07

Department of Disability, Housing and Community Services													
Portfolio Unit	Original Budget 2006-07 \$'000			Variations 2006-07 \$'000		Total Funds Available (Revised Position) \$'000			2006-07 Actual Expenditure				
	New Works	WIP & PYR&U	Total	New Works	WIP & PYR&U	New Works	WIP & PYR&U	Total	June Qtr \$'000		Year to Date \$'000		
									New Works	WIP	New Works	WIP	Total
Department of Disability, Housing and Community Services	2,019	20,042	22,061	0	-10,726	2,019	9,316	11,335	1,409	2,615	1,838	6,184	<b>8,022</b>
Capital Upgrades	1,500	0	1,500	0	0	1,500	0	1,500	1,087	0	1,500	0	<b>1,500</b>
<b>Total Program</b>	<b>3,519</b>	<b>20,042</b>	<b>23,561</b>	<b>0</b>	<b>-10,726</b>	<b>3,519</b>	<b>9,316</b>	<b>12,835</b>	<b>2,496</b>	<b>2,615</b>	<b>3,338</b>	<b>6,184</b>	<b>9,522</b>

## Housing ACT

Housing ACT recorded \$1.489 million in expenditure during the June quarter, bringing year to date expenditure to \$2.293 million. The year to date expenditure represents 99.2 per cent of the revised funds available for expenditure of \$2.311 million.

The majority of expenditure for the June quarter took place on:

- Energy and Water Efficiency Initiatives (\$0.254 million); and
- Intensive Care and Treatment Facility (Long Gully) (\$1.235 million).

### Status Updates for Significant Projects

The Energy and Water Efficiency Initiatives project was completed during 2006-07. In addition to this, the Intensive Care and Treatment Facility (Long Gully) was physically completed during the June quarter.

**Figure 9:**

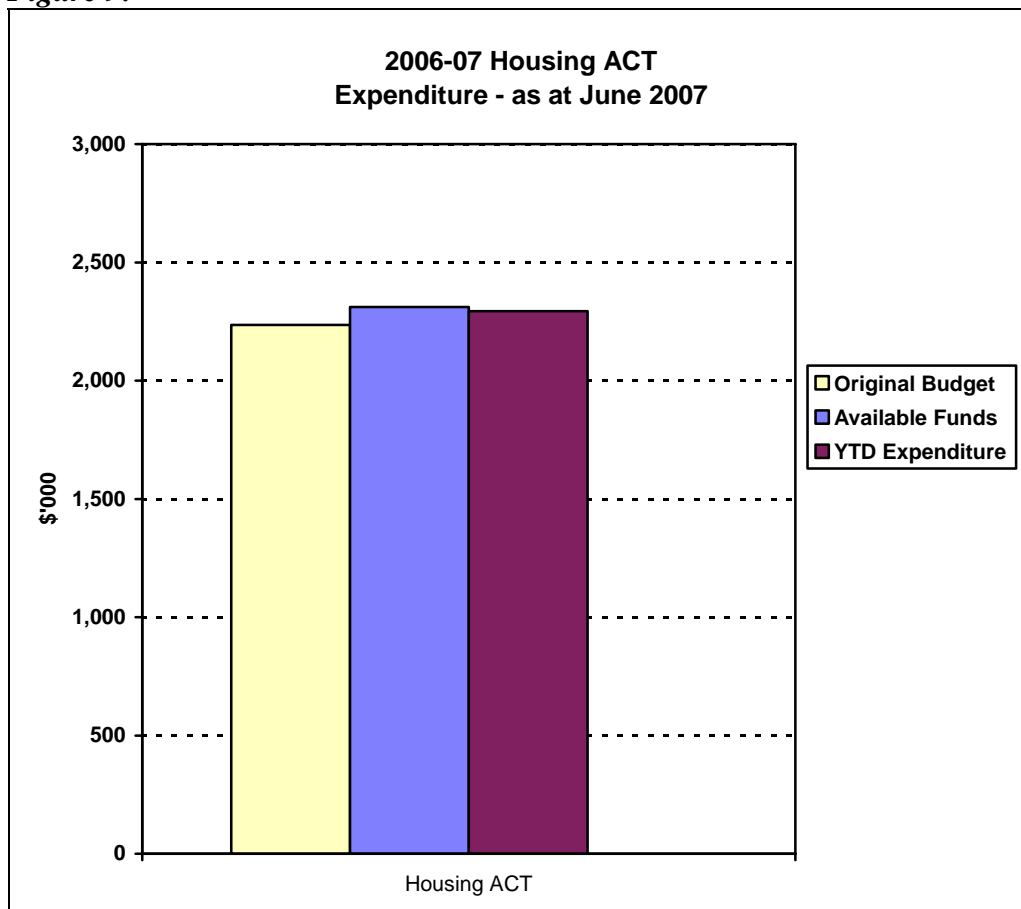


Table 10 HOUSING ACT CAPITAL WORKS EXPENDITURE 2006-07

Housing ACT													
Portfolio Unit	Original Budget 2006-07 \$'000			Variations 2006-07 \$'000		Total Funds Available (Revised Position) \$'000			2006-07 Actual Expenditure				
	New Works	WIP & PYR&U	Total	New Works	WIP & PYR&U	New Works	WIP & PYR&U	Total	June Qtr \$'000		Year to Date \$'000		
									New Works	WIP	New Works	WIP	Total
Housing ACT	0	2,235	2,235	0	76	0	2,311	2,311	0	1,489	0	2,293	2,293
<b>Total Program</b>	<b>0</b>	<b>2,235</b>	<b>2,235</b>	<b>0</b>	<b>76</b>	<b>0</b>	<b>2,311</b>	<b>2,311</b>	<b>0</b>	<b>1,489</b>	<b>0</b>	<b>2,293</b>	<b>2,293</b>

**Legislative Assembly**

The Legislative Assembly did not record any expenditure during the June quarter and year to date expenditure remained at \$0.226 million. The year to date expenditure represents 75.3 percent of total available funds.

Two projects were concluded in 2006-07:

- Building Improvements; and
- MNW – Additional Security measures.

**Figure 13:**

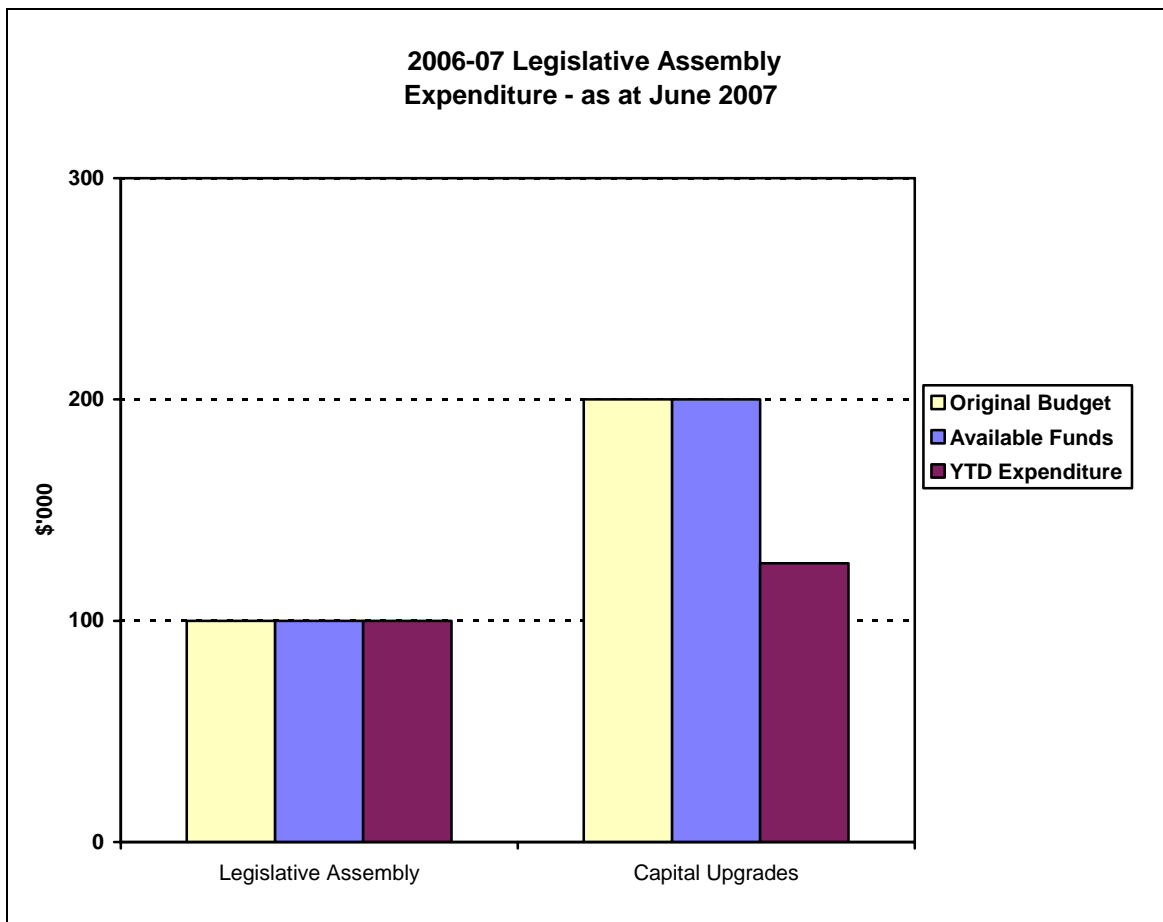


Table 14

## LEGISLATIVE ASSEMBLY CAPITAL WORKS EXPENDITURE 2006-07

Legislative Assembly													
Portfolio Unit	Original Budget 2006-07 \$'000			Variations 2006-07 \$'000		Total Funds Available (Revised Position) \$'000			2006-07 Actual Expenditure				
	New Works	WIP & PYR&U	Total	New Works	WIP & PYR&U	New Works	WIP & PYR&U	Total	June Qtr \$'000		Year to Date \$'000		
									New Works	WIP	New Works	WIP	Total
Legislative Assembly	0	100	100	0	0	0	100	100	0	0	0	100	100
Capital Upgrades	200	0	200	0	0	200	0	200	0	0	126	0	126
<b>Total Program</b>	<b>200</b>	<b>100</b>	<b>300</b>	<b>0</b>	<b>0</b>	<b>200</b>	<b>100</b>	<b>300</b>	<b>0</b>	<b>0</b>	<b>126</b>	<b>100</b>	<b>226</b>

### Canberra Institute of Technology

The Canberra Institute of Technology recorded \$0.300 million in expenditure during the final quarter, bringing year to date expenditure to \$2 million. The year to date expenditure represents 100 per cent of the total available funds for expenditure of \$2 million.

The Canberra Institute of Technology has reported completion of their entire capital works program during the year.

*Figure 14:*

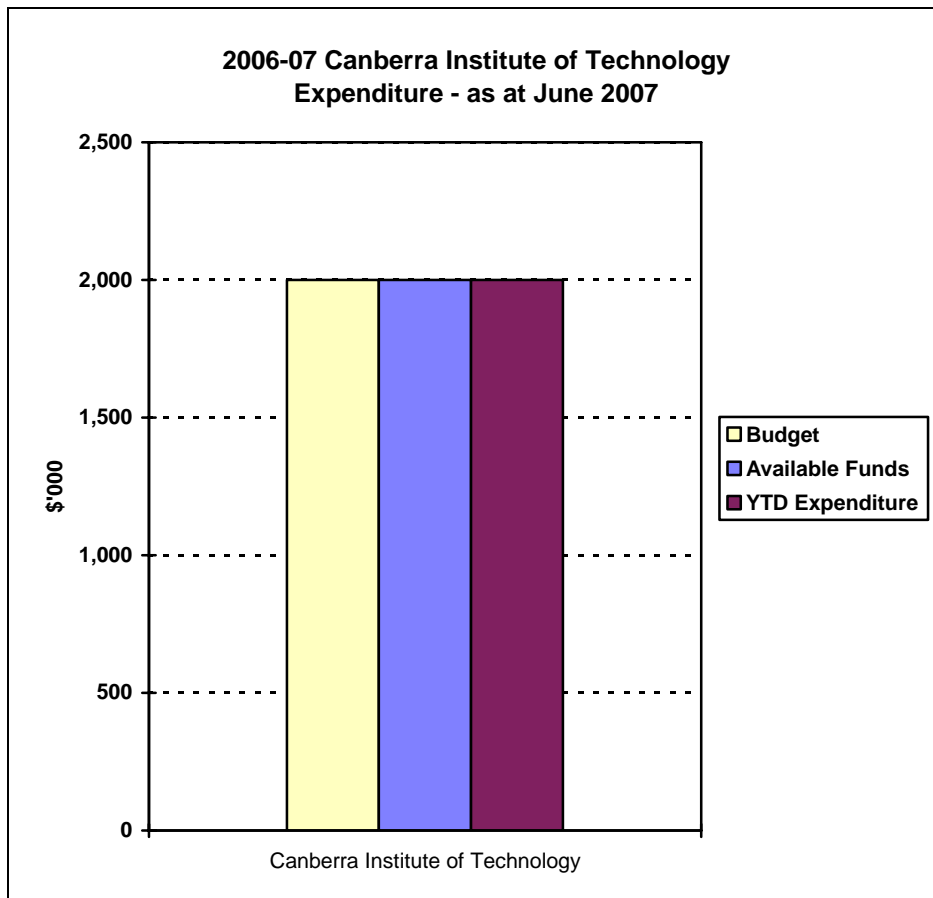


Table 15 CANBERRA INSTITUTE OF TECHNOLOGY CAPITAL WORKS EXPENDITURE 2006-07

Canberra Institute of Technology													
Portfolio Unit	Original Budget 2006-07 \$'000			Variations 2006-07 \$'000		Total Funds Available (Revised Position) \$'000			2006-07 Actual Expenditure				
									June Qtr \$'000		Year to Date \$'000		
	New Works	WIP & PYR&U	Total	New Works	WIP & PYR&U	New Works	WIP & PYR&U	Total	New Works	WIP	New Works	WIP	Total
Canberra Institute of Technology	2,000	0	2,000	0	0	2,000	0	2,000	300	0	2,000	0	2,000
<b>Total Program</b>	<b>2,000</b>	<b>0</b>	<b>2,000</b>	<b>0</b>	<b>0</b>	<b>2,000</b>	<b>0</b>	<b>2,000</b>	<b>300</b>	<b>0</b>	<b>2,000</b>	<b>0</b>	<b>2,000</b>

# **ATTACHMENT A**

## **Agency Specific Project Data**

---

**ACTPLA 2006-07 CAPITAL WORKS PROGRAM  
JUNE QUARTER REPORT**

Project	Proposed Completion Date	Revised Project Value \$'000	Prior Years Expenditure \$'000	2006-07		Jun-07 \$'000	YTD Exp \$'000	Total Expenditure to Date \$'000	Outstanding Authorisation \$'000
				Approved Financing \$'000	Forecast Expenditure \$'000				
<b>NEW WORKS</b>									
<b>Land Release</b>									
Woden Town Centre Willow & Easty Streets	Jun-07	200	0	200	200	66	200	200	0
Bonython West Infrastructure	Jun-07	200	0	200	200	96	200	200	0
Molonglo Valley Access Roads and Bridge	Jun-07	350	0	350	350	308	350	350	0
<b>Total</b>		<b>750</b>	<b>0</b>	<b>750</b>	<b>750</b>	<b>470</b>	<b>750</b>	<b>750</b>	<b>0</b>
<b>Capital Upgrades</b>									
	Jun-07	300	0	300	300	300	300	300	0
<b>Total New Works</b>		<b>1,050</b>	<b>0</b>	<b>1,050</b>	<b>1,050</b>	<b>770</b>	<b>1,050</b>	<b>1,050</b>	<b>0</b>
<b>WORKS IN PROGRESS (WIP)</b>									
<b>Canberra Central</b>									
City West Infrastructure Stage 1 – Childers Street Precinct	Jun-07	6,000	2,076	3,924	3,924	658	3,924	6,000	0
<b>Land Release</b>									
Belconnen Town Centre Infrastructure - Stage 1. Cohen Street Extension. Lathlain Street to Benjamin Way	Jun-08	3,000	118	2,882	73	72	72	191	2,809
<b>Trunk Infrastructure Development - Augmentation</b>									
Gundaroo Drive Water Main	Jun-07	1,800	1,509	291	291	0	291	1,800	0
<b>Total WIP</b>		<b>10,800</b>	<b>3,703</b>	<b>7,097</b>	<b>4,288</b>	<b>730</b>	<b>4,287</b>	<b>7,990</b>	<b>2,810</b>
<b>PRIOR YEARS DEFERRALS AND UNDERSPENDS</b>									
<b>Public Realm</b>									
City West Infrastructure Stage 1 - Childers Street Upgrade	Sep-06	574	574	0	0	0	0	574	0
<b>Land Release</b>									
Bonner Water Quality Control Pond No 1	Jun-06	2,600	2,600	0	0	0	0	2,600	0
<b>Total PYD&amp;U</b>		<b>3,174</b>	<b>3,174</b>	<b>0</b>	<b>0</b>	<b>0</b>	<b>0</b>	<b>3,174</b>	<b>0</b>
<b>TOTAL FUNDING FOR 2006-07</b>		<b>15,024</b>	<b>6,877</b>	<b>8,147</b>	<b>5,338</b>	<b>1,500</b>	<b>5,337</b>	<b>12,214</b>	<b>2,810</b>

**CULTURAL FACILITIES CORPORATION 2006-07 CAPITAL WORKS PROGRAM**  
**JUNE QUARTER REPORT**

Project	Proposed Completion Date	Revised Project Value \$'000	Prior Years	2006-07		Jun-07 \$'000	YTD Exp \$'000	Total Expenditure to Date \$'000	Outstanding Authorisation \$'000
			Expenditure \$'000	Approved Financing \$'000	Forecast Expenditure \$'000				
<b><u>NEW WORKS</u></b>									
<b><u>Constuction Works</u></b>									
Canberra Theatre Centre Access Improvements	Jun-07	1,467	0	1,467	1,467	1,344	1,467	1,467	0
<b><u>Capital Upgrades</u></b>									
Canberra Theatre Centre	Jun-07	100	0	100	100	41	100	100	0
Historic Places	Jun-07	100	0	100	100	93	100	100	0
Canberra Museum and Gallery	Jun-07	100	0	100	100	83	100	100	0
<b>Total</b>		<b>300</b>	<b>0</b>	<b>300</b>	<b>300</b>	<b>217</b>	<b>300</b>	<b>300</b>	<b>0</b>
<b>Total New Works</b>		<b>1,767</b>	<b>0</b>	<b>1,767</b>	<b>1,767</b>	<b>1,561</b>	<b>1,767</b>	<b>1,767</b>	<b>0</b>
<b><u>WORKS IN PROGRESS (WIP)</u></b>									
<b><u>Cultural Facilities Corporation</u></b>									
Civic Library and Link Project - to completion	Dec-06	15,407	10,579	1,494	4,828	37	4,779	15,358	49
<b>Total WIP</b>		<b>15,407</b>	<b>10,579</b>	<b>1,494</b>	<b>4,828</b>	<b>37</b>	<b>4,779</b>	<b>15,358</b>	<b>49</b>
<b><u>PRIOR YEARS DEFERRALS AND UNDERSPENDS</u></b>									
<b>Total PYD&amp;U and WIP</b>		<b>15,407</b>	<b>10,579</b>	<b>1,494</b>	<b>4,828</b>	<b>37</b>	<b>4,779</b>	<b>15,358</b>	<b>49</b>
<b>TOTAL FUNDING FOR 2006-07</b>		<b>17,174</b>	<b>10,579</b>	<b>3,261</b>	<b>6,595</b>	<b>1,598</b>	<b>6,546</b>	<b>17,125</b>	<b>49</b>

**CANBERRA INSTITUTE OF TECHNOLOGY 2006-07 CAPITAL WORKS PROGRAM**

**JUNE QUARTER REPORT**

Project	Proposed Completion Date	Revised Project Value \$'000	Prior Years	2006-07		Jun-07 \$'000	YTD Exp \$'000	Total Expenditure to Date \$'000	Outstanding Authorisation \$'000
			Financing \$'000	Approved Financing \$'000	Forecast Expenditure \$'000				
<b>NEW WORKS</b>									
<b>Capital Upgrades</b>									
Implementation of projects from Energy M'tment Audit	May-07	250	0	200	250	70	250	250	0
Refurbish SPF Unit for classroom space, E Block, Bruce	May-07	250	0	160	250	30	250	250	0
Upgrade mechanical ventilation, A2 Bruce Campus	Apr-07	80	0	80	80	0	80	80	0
Replace Boilers, Bruce Campus	Apr-07	250	0	250	250	20	250	250	0
Construct airlock, H Block Foyer Bruce Campus	Feb-07	90	0	60	90	40	90	90	0
Modify Fan Coil Units in B Block, Bruce Campus	May-07	60	0	60	60	0	60	60	0
Install roof anchorage points, Bruce Campus	Jun-07	170	0	150	170	0	170	170	0
Install Sun Control Louvres to E & A Blocks, Reid Campus	Jun-07	140	0	160	140	60	140	140	0
Rectify mechanical ductwork, E Block plant room, Reid	Apr-07	90	0	90	90	0	90	90	0
Refurbish Library Entry, Reid campus	Apr-07	220	0	140	220	0	220	220	0
Refurbishment of Kitchen 1, Hospitality, Reid Campus	N/A	0	0	250	0	0	0	0	0
Carpark rectification and boomgates, Southside Campus	May-07	250	0	250	250	40	250	250	0
Install Sun Control Louvres to D Block, Reid Campus	Jun-07	90	0	100	90	30	90	90	0
Waterproof stairwell roofs, Bruce Campus	May-07	60	0	50	60	10	60	60	0
<b>Total</b>		<b>2,000</b>	<b>0</b>	<b>2,000</b>	<b>2,000</b>	<b>300</b>	<b>2,000</b>	<b>2,000</b>	<b>0</b>
<b>TOTAL FUNDING FOR 2006-07</b>		<b>2,000</b>	<b>0</b>	<b>2,000</b>	<b>2,000</b>	<b>300</b>	<b>2,000</b>	<b>2,000</b>	<b>0</b>

**CHIEF MINISTER'S DEPARTMENT 2006-07 CAPITAL WORKS PROGRAM  
JUNE QUARTER REPORT**

Project	Proposed Completion Date	Revised Project Value \$'000	Prior Years	2006-07		Jun-07 \$'000	YTD Exp \$'000	Total Expenditure to Date \$'000	Outstanding Authorisation \$'000
			Expenditure \$'000	Approved Financing \$'000	Forecast Expenditure \$'000				
<b>NEW WORKS</b>									
<b>New Capital Works</b>									
ACT Memorial Landscape Works	Aug-06	55	0	55	55	55	55	55	0
<b>Total</b>		<b>55</b>	<b>0</b>	<b>55</b>	<b>55</b>	<b>55</b>	<b>55</b>	<b>55</b>	<b>0</b>
<b>Capital Upgrades</b>									
artsACT	Dec-07	150	0	250	150	44	113	113	37
<b>Total</b>		<b>150</b>	<b>0</b>	<b>250</b>	<b>150</b>	<b>44</b>	<b>113</b>	<b>113</b>	<b>37</b>
<b>Total New Works</b>		<b>205</b>	<b>0</b>	<b>305</b>	<b>205</b>	<b>99</b>	<b>168</b>	<b>168</b>	<b>37</b>
<b>WORKS IN PROGRESS (WIP)</b>									
<b>Departmental</b>									
ACT Veteran's Memorial	Aug-06	292	153	92	139	50	139	292	0
ACT Government Office Building	Jun-08	250	0	200	102	60	60	60	190
<b>Total</b>		<b>542</b>	<b>153</b>	<b>292</b>	<b>241</b>	<b>110</b>	<b>199</b>	<b>352</b>	<b>190</b>
<b>Arts</b>									
Glassworks Final Stage (Kingston Powerhouse)	Dec-07	7,685	2,449	4,211	5,136	50	5,136	7,585	100
Public Art	Dec-09	1,000	1	986	13	0	0	1	999
Belconnen Arts Centre (Incl. Lake Ginninderra Foreshore)	Jun-08	500	0	500	0	0	0	0	500
City West Performing Arts Facility and Choreographic Centre	Jun-07	52	52	83	0	0	0	52	0
<b>Total</b>		<b>9,237</b>	<b>2,502</b>	<b>5,780</b>	<b>5,149</b>	<b>50</b>	<b>5,136</b>	<b>7,638</b>	<b>1,599</b>
<b>Total WIP</b>		<b>9,779</b>	<b>2,655</b>	<b>6,072</b>	<b>5,390</b>	<b>160</b>	<b>5,335</b>	<b>7,990</b>	<b>1,789</b>
<b>PRIOR YEARS DEFERRALS AND UNDERSPENDS</b>									
<b>Departmental</b>									
Albert Hall Upgrade	Sep-06	12	6	0	6	0	6	12	0
<b>Total</b>		<b>12</b>	<b>6</b>	<b>0</b>	<b>6</b>	<b>0</b>	<b>6</b>	<b>12</b>	<b>0</b>
<b>Arts</b>									
Belconnen Arts Centre	Feb-07	157	108	43	49	44	49	157	0
<b>Total</b>		<b>157</b>	<b>108</b>	<b>43</b>	<b>49</b>	<b>44</b>	<b>49</b>	<b>157</b>	<b>0</b>
<b>Arts ACT</b>									
MNW - Public Art Program	Dec-07	250	77	0	173	43	163	240	10
<b>Total</b>		<b>250</b>	<b>77</b>	<b>0</b>	<b>173</b>	<b>43</b>	<b>163</b>	<b>240</b>	<b>10</b>
<b>Total PYD&amp;U</b>		<b>419</b>	<b>191</b>	<b>43</b>	<b>228</b>	<b>87</b>	<b>218</b>	<b>409</b>	<b>10</b>
<b>TOTAL FUNDING FOR 2006-07</b>		<b>10,403</b>	<b>2,846</b>	<b>6,420</b>	<b>5,823</b>	<b>346</b>	<b>5,721</b>	<b>8,567</b>	<b>1,836</b>

**DEPARTMENT OF EDUCATION AND TRAINING 2006-07 CAPITAL WORKS PROGRAM  
JUNE QUARTER REPORT**

Project	Proposed Completion Date	Revised Project Value \$'000	Prior Years	2006-07		Jun-07 \$'000	YTD Exp \$'000	Total Expenditure to Date \$'000	Outstanding Authorisation \$'000
			Expenditure \$'000	Approved Financing \$'000	Forecast Expenditure \$'000				
<b>NEW WORKS</b>									
<b>Education and Community</b>									
West Belconnen P-10 School	Jan-09	45,000	178	4,960	2,122	581	2,366	2,544	42,456
Gungahlin East P-10 School	Jan-08	21,050	0	8,500	6,200	6,757	7,405	7,405	13,645
Gungahlin College - Feasibility Study	Oct-07	1,000	0	1,000	223	223	223	223	777
Schools Infrastructure Refurbishment	Jun-10	90,000	0	15,000	9,779	4,162	8,584	8,584	81,416
<b>Total</b>		<b>157,050</b>	<b>178</b>	<b>29,460</b>	<b>18,324</b>	<b>11,723</b>	<b>18,578</b>	<b>18,756</b>	<b>138,294</b>
<b>Capital Upgrades</b>									
Older School Refurbishments	Feb-08	2,500	0	2,500	1,500	252	1,502	1,502	998
Older Preschool Refurbishments	Jun-07	1,501	0	1,500	1,501	968	1,501	1,501	0
Student Amenity and Infrastructure	Jun-07	1,025	0	1,040	888	525	1,025	1,025	0
Specialist Teaching Area Improvements	Jun-07	2,000	0	2,000	2,000	1,371	2,000	2,000	0
Building Services Improvements	Jun-07	1,821	0	1,830	1,670	1,115	1,821	1,821	0
Health and Safety Improvements	Jun-07	760	0	760	584	173	584	584	176
Support for Disabled Persons	Jun-07	1,270	0	1,270	1,270	339	1,270	1,270	0
Transportable Classrooms	Jun-07	400	0	400	400	0	400	400	0
<b>Total</b>		<b>11,277</b>	<b>0</b>	<b>11,300</b>	<b>9,813</b>	<b>4,743</b>	<b>10,103</b>	<b>10,103</b>	<b>1,174</b>
<b>Total New Works</b>		<b>168,327</b>	<b>178</b>	<b>40,760</b>	<b>28,137</b>	<b>16,466</b>	<b>28,681</b>	<b>28,859</b>	<b>139,468</b>
<b>WORKS IN PROGRESS (WIP)</b>									
<b>Education and Community</b>									
Melrose High School New Gymnasium	Jun-07	2,800	285	2,300	2,515	953	2,515	2,800	0
Gungahlin East Primary School	Jun-07	1,900	449	1,400	1,451	0	1,451	1,900	0
Amaroo School	Jun-07	540	57	540	483	452	483	540	0
<b>Total WIP</b>		<b>5,240</b>	<b>791</b>	<b>4,240</b>	<b>4,449</b>	<b>1,405</b>	<b>4,449</b>	<b>5,240</b>	<b>0</b>
<b>PRIOR YEARS DEFERRALS AND UNDERSPENDS</b>									
<b>Total</b>		<b>0</b>	<b>0</b>	<b>0</b>	<b>0</b>	<b>0</b>	<b>0</b>	<b>0</b>	<b>0</b>
<b>Total PYD&amp;U</b>		<b>0</b>	<b>0</b>	<b>0</b>	<b>0</b>	<b>0</b>	<b>0</b>	<b>0</b>	<b>0</b>
<b>TOTAL FUNDING FOR 2006-07</b>		<b>173,567</b>	<b>969</b>	<b>45,000</b>	<b>32,586</b>	<b>17,871</b>	<b>33,130</b>	<b>34,099</b>	<b>139,468</b>

**DISABILITY, HOUSING AND COMMUNITY SERVICES 2006-07 CAPITAL WORKS PROGRAM**  
**JUNE QUARTER REPORT**

Project	Proposed Completion Date	Revised Project Value \$'000	Prior Years	2006-07		Jun-07 \$'000	YTD Exp \$'000	Total Expenditure to Date \$'000	Outstanding Authorisation \$'000
			Expenditure \$'000	Approved Financing \$'000	Forecast Expenditure \$'000				
<b><u>NEW WORKS</u></b>									
Single therapy Service Accommodation	Aug-07	2,019	0	2,019	1,838	1,409	1,838	1,838	181
<b>Total</b>		<b>2,019</b>	<b>0</b>	<b>2,019</b>	<b>1,838</b>	<b>1,409</b>	<b>1,838</b>	<b>1,838</b>	<b>181</b>
<b><u>Capital Upgrades</u></b>									
Building Refurbishment and Upgrades		1,500	0	1,500	1,500	1,087	1,500	1,500	0
<b>Total</b>		<b>1,500</b>	<b>0</b>	<b>1,500</b>	<b>1,500</b>	<b>1,087</b>	<b>1,500</b>	<b>1,500</b>	<b>0</b>
<b>Total New Works</b>		<b>3,519</b>	<b>0</b>	<b>3,519</b>	<b>3,338</b>	<b>2,496</b>	<b>3,338</b>	<b>3,338</b>	<b>181</b>
<b><u>WORKS IN PROGRESS</u></b>									
Child and Family Centres	Feb-07	6,107	3,335	2,665	2,772	958	2,772	6,107	0
Extra Community Space in New Griffin Centre	Sep-06	3,071	2,996	57	75	0	75	3,071	0
Replacement of Quamby Youth Detention Centre	Jun-08	40,000	467	14,630	3,279	1,558	3,093	3,560	36,440
Weston Creek Child Care Centre	Jul-06	1,449	1,384	266	65	15	65	1,449	0
Quamby Upgrade	Jun-08	4,500	3,514	798	99	4	99	3,613	887
<b>Total WIP</b>		<b>55,127</b>	<b>11,696</b>	<b>18,416</b>	<b>6,290</b>	<b>2,535</b>	<b>6,104</b>	<b>17,800</b>	<b>37,327</b>
<b><u>PRIOR YEARS DEFERRALS AND UNDERSPENDS</u></b>									
ATSI Cultural Centre	Jun-08	2,025	741	0	1,284	0	0	741	1,284
Homelessness Drop-in Centre	Dec-07	100	20	0	80	80	80	100	0
<b>Total PYD&amp;U</b>		<b>2,125</b>	<b>761</b>	<b>0</b>	<b>1,364</b>	<b>80</b>	<b>80</b>	<b>841</b>	<b>1,284</b>
<b>TOTAL FUNDING FOR 2006-07</b>		<b>60,771</b>	<b>12,457</b>	<b>21,935</b>	<b>10,992</b>	<b>5,111</b>	<b>9,522</b>	<b>21,979</b>	<b>38,792</b>

**DEPARTMENT OF TERRITORY AND MUNICIPAL SERVICES 2006-07 CAPITAL WORKS PROGRAM**  
**JUNE QUARTER REPORT**

Project	Proposed Completion Date	Revised Project Value \$'000	Prior Years Expenditure \$'000	2006-07		Jun-07 \$'000	YTD Exp \$'000	Total Expenditure to Date \$'000	Outstanding Authorisation \$'000
				Approved Financing \$'000	Forecast Expenditure \$'000				
<b>NEW WORKS</b>									
<b>Property</b>									
Callam Offices Building Safety Works	Jun-07	940	0	940	278	210	210	210	730
Moore Street Health Building Upgrade	Jun-08	2,800	0	1,300	112	112	112	112	2,688
<b>Total</b>		<b>3,740</b>	<b>0</b>	<b>2,240</b>	<b>390</b>	<b>322</b>	<b>322</b>	<b>322</b>	<b>3,418</b>
<b>ACT NoWaste</b>									
Mugga Waste Cell Stage 4	Jun-07	2,400	0	2,400	2,207	1,096	2,207	2,207	193
<b>Total</b>		<b>2,400</b>	<b>0</b>	<b>2,400</b>	<b>2,207</b>	<b>1,096</b>	<b>2,207</b>	<b>2,207</b>	<b>193</b>
<b>Roads ACT</b>									
Harrison Primary School Access Road & Mapleton Avenue Extension	Jan-08	4,220	0	2,110	820	888	888	888	3,332
Monaro Highway Restoration	Jun-07	995	0	1,350	995	239	995	995	(0)
New Tharwa Bridge		500	0	500	500	500	500	500	0
Phillip Oval - Car Parking Infrastructure		500	0	500	0	0	0	0	500
<b>Total</b>		<b>6,215</b>	<b>0</b>	<b>4,460</b>	<b>2,315</b>	<b>1,627</b>	<b>2,383</b>	<b>2,383</b>	<b>3,832</b>
<b>Roads to Recovery</b>									
Lanyon Drive Upgrade (Monaro Hwy to Sheppard St)	Aug-08	5,000	0	1,000	150	100	150	150	4,850
<b>Total</b>		<b>5,000</b>	<b>0</b>	<b>1,000</b>	<b>150</b>	<b>100</b>	<b>150</b>	<b>150</b>	<b>4,850</b>
<b>Environment ACT</b>									
Threatened Species Recovery	Jun-07	100	0	100	0	0	0	0	100
Fire Trails Upgrade	Jun-10	3,910	0	990	283	206	283	283	3,627
Predator-Free Sanctuary - Mulligans Flat	Jun-08	650	0	350	25	11	11	11	639
<b>Total</b>		<b>4,660</b>	<b>0</b>	<b>1,440</b>	<b>308</b>	<b>206</b>	<b>294</b>	<b>294</b>	<b>4,366</b>
<b>Recreation Services</b>									
Harrison Neighbourhood Oval	Jan-08	1,320	0	800	347	182	182	182	1,138
<b>Total</b>		<b>1,320</b>	<b>0</b>	<b>800</b>	<b>347</b>	<b>182</b>	<b>182</b>	<b>182</b>	<b>1,138</b>
<b>Capital Upgrades</b>									
Roads and Bridges		2,550	0	2,550	2,371	508	2,328	2,328	222
Sustainable Transport Initiatives		700	0	700	675	441	672	672	28
Neighbourhood Improvements		1,023	0	1,000	1,023	648	1,023	1,023	0
Urban Open Space		1,300	0	1,300	1,216	669	1,216	1,216	84
Sports Facilities		1,100	0	1,100	974	273	974	974	126
Libraries		528	0	600	528	173	528	528	0
Public Transport Infrastructure		350	0	350	344	262	344	344	6
Property		1,197	0	1,200	1,197	1,051	1,197	1,197	0
ACT NoWaste		500	0	500	500	470	500	500	0
Environment		250	0	250	69	0	0	0	250
Heritage		250	0	250	250	27	69	69	181
<b>Total</b>		<b>9,748</b>	<b>0</b>	<b>9,800</b>	<b>9,147</b>	<b>4,523</b>	<b>8,852</b>	<b>8,852</b>	<b>896</b>
<b>Total New Works</b>		<b>33,083</b>	<b>0</b>	<b>22,140</b>	<b>14,864</b>	<b>8,056</b>	<b>14,390</b>	<b>14,390</b>	<b>18,693</b>
<b>WORKS IN PROGRESS (WIP)</b>									
<b>Roads ACT</b>									
Pialligo Avenue upgrade (Morshead Drive to the Airport)	Jun-07	500	271	200	29	0	0	271	229
Majura Parkway Forward Design	Jun-07	513	513	150	(14)	0	0	513	0
Sustainable Transport Initiative - Stage 1	Jun-07	5,130	3,480	1,585	1,650	0	672	4,152	978
<b>Total</b>		<b>6,143</b>	<b>4,264</b>	<b>1,935</b>	<b>1,665</b>	<b>0</b>	<b>672</b>	<b>4,936</b>	<b>1,207</b>
<b>Parks, Conservation and Land</b>									
Groundwater Bores	Jun-07	160	130	48	(18)	0	0	130	30
Heritage Signage	Jun-07	350	128	200	73	29	51	179	171
<b>Total</b>		<b>510</b>	<b>258</b>	<b>248</b>	<b>55</b>	<b>29</b>	<b>51</b>	<b>309</b>	<b>201</b>
<b>Territory Venues and Events</b>									
Convention & Exhibition Facilities	Sep-07	30,000	620	29,433	9,491	5,554	8,660	9,280	20,720
Phillip Oval Refurbishment	Jun-08	1,700	42	1,658	158	159	188	230	1,470
Manuka Oval - Weather Protection/Handrail	Mar-07	1,065	1,024	40	31	0	0	1,024	41
Manuka Oval - Boundary Fence/New Southern Entrance	Mar-07	715	698	20	(3)	0	0	698	17
Stromlo Forest Park	Jan-07	6,000	5,177	2,288	823	(1,603)	823	6,000	0
Restoring and enhancing Tidbinbilla Nature reserve - Non Urban Study - Stage 2	Jun-07	2,000	1,017	1,000	983	964	983	2,000	0
<b>Total</b>		<b>41,480</b>	<b>8,578</b>	<b>34,439</b>	<b>11,483</b>	<b>5,074</b>	<b>10,654</b>	<b>19,232</b>	<b>22,248</b>
<b>Recreation Services</b>									
ACT Dragway	Jun-08	8,000	0	4,000	0	0	0	0	8,000
Lyneham Sports Precinct - Stage 1	Jun-07	200	25	173	175	0	0	25	175
<b>Total</b>		<b>8,200</b>	<b>25</b>	<b>4,173</b>	<b>175</b>	<b>0</b>	<b>0</b>	<b>25</b>	<b>8,175</b>
<b>ACT NoWaste</b>									
Mugga Waste Cell Stage 3	Mar-07	4,163	934	3,250	3,229	0	3,229	4,163	0
<b>Total</b>		<b>4,163</b>	<b>934</b>	<b>3,250</b>	<b>3,229</b>	<b>0</b>	<b>3,229</b>	<b>4,163</b>	<b>0</b>
<b>Property</b>									
Callam Offices Upgrade	Jun-07	1,500	178	1,300	1,322	349	1,322	1,500	0
<b>Total</b>		<b>1,500</b>	<b>178</b>	<b>1,300</b>	<b>1,322</b>	<b>349</b>	<b>1,322</b>	<b>1,500</b>	<b>0</b>
<b>Capital Linen</b>									
Replacement of Aged Equipment in Capital Linen Service	Sep-06	1,300	500	800	800	0	800	1,300	0
<b>Total</b>		<b>1,300</b>	<b>500</b>	<b>800</b>	<b>800</b>	<b>0</b>	<b>800</b>	<b>1,300</b>	<b>0</b>
<b>Parks, Conservation and Land</b>									
International Arboretum	Jun-08	7,301	859	4,430	1,254	37	812	1,671	5,630
<b>Total</b>		<b>7,301</b>	<b>859</b>	<b>4,430</b>	<b>1,254</b>	<b>37</b>	<b>812</b>	<b>1,671</b>	<b>5,630</b>
<b>Traffic Congestion and Road Safety Improvement Program</b>									
Gungahlin Drive Extension	Sep-08	116,050	41,813	50,870	57,952	16,976	57,952	99,765	16,285

<b>Total</b>		<b>116,050</b>	<b>41,813</b>	<b>50,870</b>	<b>57,952</b>	<b>16,976</b>	<b>57,952</b>	<b>99,765</b>	<b>16,285</b>
<b>Total WIP</b>		<b>186,647</b>	<b>57,409</b>	<b>101,445</b>	<b>77,935</b>	<b>22,465</b>	<b>75,492</b>	<b>132,901</b>	<b>53,746</b>
<b><u>PRIOR YEARS DEFERRALS AND UNDERSPENDS</u></b>									
<b><u>Roads ACT</u></b>									
Traffic Route Lighting	Mar-07	334	334	0	0	0	0	334	0
Traffic Lights Upgrades	Mar-07	250	184	0	66	39	39	223	27
Lake Burley Griffin water quality enhancement	Mar-07	62	62	0	0	0	0	62	0
<b>Total</b>		<b>646</b>	<b>580</b>	<b>0</b>	<b>66</b>	<b>39</b>	<b>39</b>	<b>619</b>	<b>27</b>
<b><u>ACT NoWaste</u></b>									
MNW Parkwood Road Recycling Estate Environmental Compliance	Sep-06	120	97	0	23	0	0	97	23
Hume Resource Recovery Estate		920	776	0	144	0	144	920	0
Mugga Lane Landfill New Disposal Trench - Stage 2	Jun-06	2,399	2,399	(1)	(1)	0	0	2,399	0
<b>Total</b>		<b>3,439</b>	<b>3,272</b>	<b>-1</b>	<b>166</b>	<b>0</b>	<b>144</b>	<b>3,416</b>	<b>23</b>
<b><u>Property</u></b>									
MNW - Grant Cameron Community Centre	Mar-07	300	235	0	65	23	30	265	35
Moore Street Health Building Level 5 Refurbishment	Mar-07	845	752	0	93	55	93	845	0
<b>Total</b>		<b>1,145</b>	<b>987</b>	<b>0</b>	<b>158</b>	<b>78</b>	<b>123</b>	<b>1,110</b>	<b>35</b>
<b><u>ACT Tourism</u></b>									
Permanent Site for Floriade	Jun-07	85	25	0	60	0	0	25	60
<b>Total</b>		<b>85</b>	<b>25</b>	<b>0</b>	<b>60</b>	<b>0</b>	<b>0</b>	<b>25</b>	<b>60</b>
<b><u>Public Transport</u></b>									
Real Time Information System at Bus Interchanges	Mar-07	100	56	0	44	0	0	56	44
<b>Total</b>		<b>100</b>	<b>56</b>	<b>0</b>	<b>44</b>	<b>0</b>	<b>0</b>	<b>56</b>	<b>44</b>
<b><u>Libraries and Information Management</u></b>									
Kippax Library	Mar-07	2,862	2,800	0	62	0	0	2,800	62
<b>Total</b>		<b>2,862</b>	<b>2,800</b>	<b>0</b>	<b>62</b>	<b>0</b>	<b>0</b>	<b>2,800</b>	<b>62</b>
<b><u>Roads to Recovery Program</u></b>									
Boboyan Road	Cancelled	98	98	0	0	0	0	98	0
On-Road Cycling Facilities (Woden Valley)	Mar-07	629	629	0	0	0	0	629	0
Sutton Road Upgrade (Yass Rd to NSW Border)	Mar-07	5,633	5,633	(67)	(67)	0	0	5,633	0
<b>Total</b>		<b>6,360</b>	<b>6,360</b>	<b>(67)</b>	<b>(67)</b>	<b>0</b>	<b>0</b>	<b>6,360</b>	<b>0</b>
<b><u>Land Development Infrastructure</u></b>									
Flemington Road Retardation Basin	Mar-07	170	133	0	37	0	0	133	37
Lawson Infrastructure Stage 1 (Design)	Aug-05	220	203	0	17	0	0	203	17
Amaroo Infrastructure Stage 3	Mar-07	1,465	1,460	0	5	0	0	1,460	5
<b>Total</b>		<b>1,855</b>	<b>1,796</b>	<b>0</b>	<b>59</b>	<b>0</b>	<b>0</b>	<b>1,796</b>	<b>59</b>
<b><u>Traffic Congestion and Road Safety Improvement Program</u></b>									
Horsepark Dr (Gundaroo Dr / Federal Highway) (physically completed)	Mar-07	11,434	11,548	-136	(250)	0	(114)	11,434	0
Fairbairn Avenue Upgrade	Mar-07	9,534	9,534	-1	(166)	0	0	9,534	0
<b>Total</b>		<b>20,968</b>	<b>21,082</b>	<b>(137)</b>	<b>(416)</b>	<b>0</b>	<b>(114)</b>	<b>20,968</b>	<b>0</b>
<b><u>Public Transport</u></b>									
Belconnen Town Centre Bus Interchange (Design)	Feb-06	60	41	0	19	0	0	41	19
<b>Total</b>		<b>60</b>	<b>41</b>	<b>0</b>	<b>19</b>	<b>0</b>	<b>0</b>	<b>41</b>	<b>19</b>
<b>Total PYD&amp;U</b>		<b>37,520</b>	<b>36,999</b>	<b>(205)</b>	<b>151</b>	<b>117</b>	<b>192</b>	<b>37,191</b>	<b>329</b>
<b>TOTAL FUNDING FOR 2006-07</b>		<b>257,250</b>	<b>94,408</b>	<b>123,380</b>	<b>92,950</b>	<b>30,638</b>	<b>90,074</b>	<b>184,482</b>	<b>72,768</b>

**EXHIBITION PARK CORPORATION 2006-07 CAPITAL WORKS PROGRAM  
JUNE QUARTER REPORT**

Project	Proposed Completion Date	Revised Project Value \$'000	Prior Years	2006-07		Jun-07 \$'000	YTD Exp \$'000	Total Expenditure to Date \$'000	Outstanding Authorisation \$'000
			Expenditure \$'000	Approved Financing \$'000	Forecast Expenditure \$'000				
<b>NEW WORKS</b>									
<u>Capital Upgrades</u>									
Buildings, Roads, Grounds and Carparks	Jun-07	450	0	450	450	300	450	450	0
<b>Total New Works</b>		<b>450</b>	<b>0</b>	<b>450</b>	<b>450</b>	<b>300</b>	<b>450</b>	<b>450</b>	<b>0</b>
<b>WORKS IN PROGRESS (WIP)</b>									
<b>Total WIP</b>		<b>0</b>	<b>0</b>	<b>0</b>	<b>0</b>	<b>0</b>	<b>0</b>	<b>0</b>	<b>0</b>
<b>PRIOR YEARS DEFERRALS AND UNDERSPENDS</b>									
<b>Total PYD&amp;U</b>		<b>0</b>	<b>0</b>	<b>0</b>	<b>0</b>	<b>0</b>	<b>0</b>	<b>0</b>	<b>0</b>
<b>TOTAL FUNDING FOR 2006-07</b>		<b>450</b>	<b>0</b>	<b>450</b>	<b>450</b>	<b>300</b>	<b>450</b>	<b>450</b>	<b>0</b>

**ACT HEALTH 2006-07 CAPITAL WORKS PROGRAM**  
**JUNE QUARTER REPORT**

Project	Proposed Completion Date	Revised Project Value \$'000	Prior Years	2006-07		Jun-07 \$'000	YTD Exp \$'000	Total Expenditure to Date \$'000	Outstanding Authorisation \$'000
			Expenditure \$'000	Approved Financing \$'000	Forecast Expenditure \$'000				
<b>The Canberra Hospital</b>									
Linear Accelerator Procurement and Replacement	Jun-10	18,700	0	6,100	930	671	923	923	17,777
Yamba Drive Additional Car Park	Sep-07	1,950	0	1,950	1,159	91	205	205	1,745
<b>Total</b>		<b>20,650</b>	<b>0</b>	<b>8,050</b>	<b>2,089</b>	<b>762</b>	<b>1,128</b>	<b>1,128</b>	<b>19,522</b>
<b>Capital Upgrades</b>									
<i>Departmental</i>									
Building Refurbishment and Upgrades		1,070	0	1,070	1,070	913	935	935	135
Electrical, Lift and Major Plant Upgrades		650	0	650	650	506	516	516	134
Environment and Safety		1,045	0	1,045	1,045	540	555	555	490
OH&S and Access		445	0	445	445	188	218	218	227
<i>Territorial</i>									
Building Refurbishment and Upgrades		340	0	340	340	0	0	0	340
Electrical, Lift and Major Plant Upgrades		300	0	300	300	25	25	25	275
<b>Total</b>		<b>3,850</b>	<b>0</b>	<b>3,850</b>	<b>3,850</b>	<b>2,172</b>	<b>2,249</b>	<b>2,249</b>	<b>1,601</b>
<b>Total New Works</b>		<b>24,500</b>	<b>0</b>	<b>11,900</b>	<b>5,939</b>	<b>2,934</b>	<b>3,377</b>	<b>3,377</b>	<b>21,123</b>
<b>WORKS IN PROGRESS (WIP)</b>									
<i>Departmental</i>									
Refurbish Roof of Old Analytical Lab Building - Holder	Mar-07	1,000	0	300	1,000	19	852	852	148
<b>Total</b>		<b>1,000</b>	<b>0</b>	<b>300</b>	<b>1,000</b>	<b>19</b>	<b>852</b>	<b>852</b>	<b>148</b>
<b>The Canberra Hospital</b>									
Medical Records Relocation TCH	May-07	3,380	257	2,880	3,123	1,058	2,914	3,171	209
Fire Systems Upgrade (Phase 1) TCH	Sep-07	2,600	221	2,200	1,779	139	443	664	1,936
Imaging Department Reception and work area refurbishment	Jun-07	375	235	140	140	140	140	375	0
<b>Total</b>		<b>6,355</b>	<b>713</b>	<b>5,220</b>	<b>5,042</b>	<b>1,337</b>	<b>3,497</b>	<b>4,210</b>	<b>2,145</b>
<i>Territorial</i>									
<b>Calvary Public Hospital</b>									
Calvary Hospital Sterilising Facility (Incl. TCH Equipment)	Mar-07	1,775	380	575	1,395	399	1,395	1,775	0
Sub/Non-Acute Inpatient Services Phase 2	Jan-07	4,600	0	3,450	4,600	116	4,600	4,600	0
Plant & Building Upgrade	Sep-06	4,192	3,834	200	358	0	358	4,192	0
<b>Total</b>		<b>10,567</b>	<b>4,214</b>	<b>4,225</b>	<b>6,353</b>	<b>515</b>	<b>6,353</b>	<b>10,567</b>	<b>0</b>
<b>Total WIP</b>		<b>17,922</b>	<b>4,927</b>	<b>9,745</b>	<b>12,395</b>	<b>1,871</b>	<b>10,702</b>	<b>15,629</b>	<b>2,293</b>
<b>PRIOR YEARS DEFERRALS AND UNDERSPENDS</b>									
<i>Departmental</i>									
Karralika Development Options	Jun-07	100	52	0	48	48	48	100	0
Crisis Assessment & Treatment Team - Feasibility Study	Jul-07	100	0	0	100	100	100	100	0
OH&S and Access - CUP	Jun-07	695	628	0	67	67	67	695	0
<b>Total</b>		<b>895</b>	<b>680</b>	<b>0</b>	<b>215</b>	<b>215</b>	<b>215</b>	<b>895</b>	<b>0</b>
<i>Mental Health</i>									
Master planning of Mental and Community Health Facilities	Jun-07	300	77	0	223	223	223	300	0
<b>Total</b>		<b>300</b>	<b>77</b>	<b>0</b>	<b>223</b>	<b>223</b>	<b>223</b>	<b>300</b>	<b>0</b>
<b>The Canberra Hospital</b>									
Building 1 Tower/Ambulatory Care/Hot Floor Medical Records Relocation TCH	May-07	500	18	0	482	0	0	18	482
Canberra Medical School	May-07	12,100	10,919	0	1,181	97	1,181	12,100	0
<b>Total</b>		<b>12,600</b>	<b>10,937</b>	<b>0</b>	<b>1,663</b>	<b>97</b>	<b>1,181</b>	<b>12,118</b>	<b>482</b>
<b>Calvary Public Hospital</b>									
Sub/Non-Acute Inpatient Services Phase 1	Dec-06	5,150	3,794	0	1,356	0	1,356	5,150	0
Fire Safety Upgrade Calvary	Aug-06	1,000	877	0	123	0	123	1,000	0
Refurbish ICU and CCU	Sep-07	350	70	0	280	25	25	95	255
<b>Total</b>		<b>6,500</b>	<b>4,741</b>	<b>0</b>	<b>1,759</b>	<b>25</b>	<b>1,504</b>	<b>6,245</b>	<b>255</b>
<b>Total PYD&amp;U</b>		<b>20,295</b>	<b>16,435</b>	<b>0</b>	<b>3,860</b>	<b>560</b>	<b>3,123</b>	<b>19,558</b>	<b>737</b>
<b>TOTAL FUNDING FOR 2006-07</b>		<b>62,717</b>	<b>21,362</b>	<b>21,645</b>	<b>22,194</b>	<b>5,365</b>	<b>17,202</b>	<b>38,564</b>	<b>24,153</b>

**HOUSING ACT 2006-07 CAPITAL WORKS PROGRAM  
JUNE QUARTER REPORT**

Project	Proposed Completion Date	Revised Project Value \$'000	Prior Years	2006-07		Jun-07 \$'000	YTD Exp \$'000	Total Expenditure to Date \$'000	Outstanding Authorisation \$'000
			Expenditure \$'000	Approved Financing \$'000	Forecast Expenditure \$'000				
<b><u>NEW WORKS</u></b>									
<b>Total New Works</b>			0	0	0	0	0	0	0
<b><u>WORKS IN PROGRESS</u></b>									
Energy and Water Efficiency Initiatives	Jun-07	1,000	261	580	739	254	739	1,000	0
Intensive Care and Treatment Facility (Long Gully)	Jun-07	1,736	164	1,485	1,562	1,235	1,554	1,718	18
<b>Total WIP</b>		<b>2,736</b>	<b>425</b>	<b>2,065</b>	<b>2,301</b>	<b>1,489</b>	<b>2,293</b>	<b>2,718</b>	<b>18</b>
<b><u>PRIOR YEARS DEFERRALS AND UNDERSPENDS</u></b>									
<b>Total PYD&amp;U</b>		0	0	0	0	0	0	0	0
<b>TOTAL FUNDING FOR 2006-07</b>		<b>2,736</b>	<b>425</b>	<b>2,065</b>	<b>2,301</b>	<b>1,489</b>	<b>2,293</b>	<b>2,718</b>	<b>18</b>

**DEPARTMENT OF JUSTICE AND COMMUNITY SAFETY 2006-07 CAPITAL WORKS PROGRAM  
JUNE QUARTER REPORT**

Project	Proposed Completion Date	Revised Project Value \$'000	Prior Years	2006-07		Jun-07 \$'000	YTD Exp \$'000	Total Expenditure to Date \$'000	Outstanding Authorisation \$'000
			Expenditure \$'000	Approved Financing \$'000	Forecast Expenditure \$'000				
<b><u>NEW WORKS</u></b>									
<b>Emergency Services</b>									
Emergency Services - Operational Station Upgrades	Sep-07	700	0	700	689	667	689	689	11
Emergency Services - New Headquarters Fit-out	Dec-08	17,329	0	12,801	0	(390)	0	0	17,329
<b>Total</b>		<b>18,029</b>	<b>0</b>	<b>13,501</b>	<b>689</b>	<b>277</b>	<b>689</b>	<b>689</b>	<b>17,340</b>
<b>Departmental</b>									
Accommodation Refurbishment and/or Relocation	Jun-08	1,800	0	1,800	0	0	0	0	1,800
<b>Total</b>		<b>1,800</b>	<b>0</b>	<b>1,800</b>	<b>0</b>	<b>0</b>	<b>0</b>	<b>0</b>	<b>1,800</b>
<b>Territorial</b>									
ACT Policing Facilities Upgrades	Jun-07	472	0	478	472	470	472	472	0
<b>Total</b>		<b>472</b>	<b>0</b>	<b>478</b>	<b>472</b>	<b>470</b>	<b>472</b>	<b>472</b>	<b>0</b>
<b>Capital Upgrades</b>									
<b>Departmental</b>									
Departmental - Building Improvements	Sep-07	200	0	200	104	116	117	117	83
Emergency Services - Building Improvements	Jun-07	200	0	200	200	193	200	200	0
Departmental - OH&S and Safety Equipment	Sep-07	450	0	450	216	201	320	320	130
Emergency Services - OH&S and Safety Equipment	Jun-07	50	0	50	50	50	50	50	0
<b>Territorial</b>									
Australian Federal Police	Jun-07	200	0	200	200	162	200	200	0
<b>Total</b>		<b>1,100</b>	<b>0</b>	<b>1,100</b>	<b>770</b>	<b>722</b>	<b>887</b>	<b>887</b>	<b>213</b>
<b>Total New Works</b>		<b>21,401</b>	<b>0</b>	<b>16,879</b>	<b>1,931</b>	<b>1,469</b>	<b>2,048</b>	<b>2,048</b>	<b>19,353</b>
<b><u>WORKS IN PROGRESS (WIP)</u></b>									
<b>Departmental</b>									
Accommodation Relocation and Rationalisation - rollover Correctional Facility	Jun-08	2,670	13	2,657	1,446	1,253	1,446	1,459	1,211
	Jul-08	128,700	15,028	73,550	32,354	16,307	32,429	47,457	81,243
<b>Total</b>		<b>131,370</b>	<b>15,041</b>	<b>76,207</b>	<b>33,800</b>	<b>17,560</b>	<b>33,875</b>	<b>48,916</b>	<b>82,454</b>
<b>Emergency Services</b>									
Headquarters and Joint Emergency Services Training Centre	Sep-07	1,100	352	600	148	373	430	782	318
<b>Total</b>		<b>1,100</b>	<b>352</b>	<b>600</b>	<b>148</b>	<b>373</b>	<b>430</b>	<b>782</b>	<b>318</b>
<b>Total WIP</b>		<b>132,470</b>	<b>15,393</b>	<b>76,807</b>	<b>33,948</b>	<b>17,933</b>	<b>34,305</b>	<b>49,698</b>	<b>82,772</b>
<b><u>PRIOR YEARS DEFERRALS AND UNDERSPENDS</u></b>									
<b>Police</b>									
Woden Police Station	Nov-05	7,805	7,805	0	0	0	0	7,805	0
<b>Total</b>		<b>7,805</b>	<b>7,805</b>	<b>0</b>	<b>0</b>	<b>0</b>	<b>0</b>	<b>7,805</b>	<b>0</b>
<b>Emergency Services</b>									
MNW - Redundant Fuel Tank Removal Stage 1	Sep-07	115	47	0	68	53	68	115	0
<b>Total</b>		<b>115</b>	<b>47</b>	<b>0</b>	<b>68</b>	<b>53</b>	<b>68</b>	<b>115</b>	<b>0</b>
<b>Total PYD&amp;U</b>		<b>7,920</b>	<b>7,852</b>	<b>0</b>	<b>68</b>	<b>53</b>	<b>68</b>	<b>7,920</b>	<b>0</b>
<b>TOTAL FUNDING FOR 2006-07</b>		<b>161,791</b>	<b>23,245</b>	<b>93,686</b>	<b>35,947</b>	<b>19,455</b>	<b>36,421</b>	<b>59,666</b>	<b>102,125</b>

LEGISLATIVE ASSEMBLY 2006-07 CAPITAL WORKS PROGRAM  
JUNE QUARTER REPORT

Project	Proposed Completion Date	Revised Project Value \$'000	Prior Years	2006-07		Jun-07 \$'000	YTD Exp \$'000	Total Expenditure to Date \$'000	Outstanding Authorisation \$'000
			Expenditure \$'000	Approved Financing \$'000	Forecast Expenditure \$'000				
<b>NEW WORKS</b>									
<u>Capital Upgrades</u>									
Building Improvements		126	0	100	126	0	126	126	0
OH&S and Safety		74	0	100	0	0	0	0	74
<b>Total</b>		<b>200</b>	<b>0</b>	<b>200</b>	<b>126</b>	<b>0</b>	<b>126</b>	<b>126</b>	<b>74</b>
<b>Total New Works</b>		<b>200</b>	<b>0</b>	<b>200</b>	<b>126</b>	<b>0</b>	<b>126</b>	<b>126</b>	<b>74</b>
<b>WORKS IN PROGRESS (WIP)</b>									
<b>Total WIP</b>		<b>0</b>	<b>0</b>	<b>0</b>	<b>0</b>	<b>0</b>	<b>0</b>	<b>0</b>	<b>0</b>
<b>PRIOR YEARS DEFERRALS AND UNDERSPENDS</b>									
MNW - Additional Security Measures	Jun-07	405	305	0	100	0	100	405	0
<b>Total PYD&amp;U</b>		<b>405</b>	<b>305</b>	<b>0</b>	<b>100</b>	<b>0</b>	<b>100</b>	<b>405</b>	<b>0</b>
<b>TOTAL FUNDING FOR 2006-07</b>		<b>605</b>	<b>305</b>	<b>200</b>	<b>226</b>	<b>0</b>	<b>226</b>	<b>531</b>	<b>74</b>

**SHARED SERVICES CENTRE 2006-07 CAPITAL WORKS PROGRAM  
JUNE QUARTER REPORT**

Project	Proposed Completion Date	Original Project Value \$'000	Prior Years	2006-07		Jun-07 \$'000	YTD Exp \$'000	Total Expenditure to Date \$'000	Outstanding Authorisation \$'000
			Expenditure \$'000	Approved Financing \$'000	Forecast Expenditure \$'000				
<b>NEW WORKS</b>									
<b>Departmental</b>									
Fit-out of Shared Services	Sep-07	5,000	0	5,000	4,394	1,682	4,394	4,394	606
<b>Total New Works</b>		<b>5,000</b>	<b>0</b>	<b>5,000</b>	<b>4,394</b>	<b>1,682</b>	<b>4,394</b>	<b>4,394</b>	<b>606</b>
<b>WORKS IN PROGRESS (WIP)</b>									
Data Communications Centres	Dec-07	2,975	334	2,641	938	229	938	1,272	1,703
Private Data Network Extension to Hume	Oct-06	1,530	30	1,500	1,500	0	1,500	1,530	0
Sustainable Infrastructure	Jun-07	4,000	0	400	2,315	1,935	2,315	2,315	0
<b>Total WIP</b>		<b>8,505</b>	<b>364</b>	<b>4,541</b>	<b>4,753</b>	<b>2,164</b>	<b>4,753</b>	<b>5,117</b>	<b>1,703</b>
<b>PRIOR YEARS DEFERRALS AND UNDERSPENDS</b>									
<b>Total PYD&amp;U</b>		<b>0</b>	<b>0</b>	<b>0</b>	<b>0</b>	<b>0</b>	<b>0</b>	<b>0</b>	<b>0</b>
<b>TOTAL FUNDING FOR 2006-07</b>		<b>13,505</b>	<b>364</b>	<b>9,541</b>	<b>9,147</b>	<b>3,846</b>	<b>9,147</b>	<b>9,511</b>	<b>2,309</b>

# **ATTACHMENT B**

## **Alterations to the 2006-07 Program**

## Alterations to the 2006-07 Program

Business Unit	Description of Alteration	Financial Impact \$'000
<b>DEPARTMENT OF TERRITORY AND MUNICIPAL SERVICES</b>		
- Increased Authorisation	Hume Resource Recovery Estate	137
- Project Savings	Mugga Waste Cell Stage 3	(137)
- Increased Authorisation	Harrison Neighbourhood Oval	520
- Project Savings	Monaro Highway Restoration Fairbairn Avenue Upgrade	(355) (165)
- Increased Authorisation	Predator Free Sanctuary - Mulligans Flat	300
- Project Savings	Majura Parkway Forward Design Horse Park Drive	(164) (136)
- Increased Authorisation	Capital Upgrades - Neighbourhood Improvements	23
- Project Savings	Capital Upgrades - Libraries	(23)
	<b>Variation</b>	<b>0</b>
<b>ACT PLANNING AND LAND AUTHORITY</b>		
- Increased Authorisation		
- Project Savings	Bonner Water Quality Control Pond No.1 <sup>1</sup>	(400)
	<b>Variation</b>	<b>(400)</b>
<b>CHIEF MINISTER'S DEPARTMENT</b>		
- Increased Authorisation	Canberra Glassworks <sup>2</sup>	610
- Project Savings	Capital Upgrades Program Belconnen Arts Centre City West Performing Arts Facility and Choreographic	(100) (43) (98)
- Increased Authorisation	ACT Veteran's Memorial <sup>3</sup>	42
	<b>Variation</b>	<b>411</b>
<b>CANBERRA INSTITUTE OF TECHNOLOGY</b>		
- New Authorisation	Capital Upgrades	280
- Project Savings	Capital Upgrades	(280)
	<b>Variation</b>	<b>0</b>
<b>DEPARTMENT OF EDUCATION AND TRAINING</b>		
- New Authorisation	Capital Upgrades - Older Preschool Refurbishments	1
- Project Savings	Capital Upgrades - Student Amenity and Infrastructure	(1)
- New Authorisation	Intensive Care and Treatment Facility (Long Gully)	76
- Project Savings		
	<b>Variation</b>	<b>76</b>
<b>LEGISLATIVE ASSEMBLY</b>		
- New Authorisation	Capital Upgrades - Building Improvements	26
- Project Savings	Capital Upgrades - OH&S Safety	(26)
	<b>Variation</b>	<b>0</b>
<b>DEPARTMENT OF DISABILITY, HOUSING AND COMMUNITY SERVICES</b>		
- New Authorisation	Child and Family Centres Extra Community Space in New Griffin Centre	107 18
- Project Savings	Community Services Weston Creek Child Care Centre Weston Creek Child Care Centre	(76) (125)
	<b>Variation</b>	<b>(76)</b>
	<b>Total Variation</b>	<b>11</b>

<sup>1</sup> This amount has been redirected to projects outside the capital works program.

<sup>2</sup> \$0.369 million redirected to the Glassworks from outside the Capital Works Program.

<sup>3</sup> \$0.042 million redirected to ACT Veteran's Memorial from outside the Capital Works Program

# **ATTACHMENT C**

## **2006-07 Forecast Underspends**

## 2006-07 FORECAST UNDERSPENDS

Agency	Total Underspend \$'000	Budgeted Rollovers	Section 16(b) Rollovers	Savings
<b>ACT Planning and Land Authority</b>				
Belconnen Town Centre Infrastructure - Stage 1. Cohen Street Extension. Lathlain Street to Benjamin Way	2,809	2,805	4	
City West Infrastructure Stage 1 - Childers Street Upgrade	26			26
<b>Total</b>	<b>2,835</b>	<b>2,805</b>	<b>4</b>	<b>26</b>
<b>Department of Territory and Municipal Services</b>				
Lanyon Drive Upgrade (Monaro Hwy to Sheppard St)	850	800	50	
Callam Offices Building Safety Works	662		662	
Moore St Health Building Upgrade	1,188	750	438	
Mugga Waste Cell Stage 4	193		193	
Harrison Primary School Access Road & Mapleton Avenue Extension	1,290	1,290		
Phillip Oval Refurbishment	1,500	1,500		
Phillip Oval - Car Parking Infrastructure	500		500	
Predator-Free Sanctuary-Mulligans Flat	639	300	339	
Fire Trails Upgrade	707	660	47	
Threatened Species Recovery	100		100	
International Arboretum	3,188	2,000	1,188	
Harrison Neighbourhood Oval	1,138	400	738	
Gungahlin Drive Extension (relates to an increase in authorisation, not a saving)	(7,082)	(8,000)	918	
Capital Upgrades	699		647	52
National Convention Centre	19,889	18,000	1,889	
Majura Parkway Forward Design	3			3
Pialligo Avenue upgrade (Morshead Drive to the Airport)	200		200	
Groundwater Bores	48		48	
Manuka Oval - Weather Protection/Handrail	10		10	
Manuka Oval - Boundary Fence/New Southern Entrance	20		20	
Traffic Route Lighting	16			16
Lake Burley Griffin water quality enhancement	18			18
Hume Resource Recovery Estate	17			17
Mugga Lane Landfill New Disposal Trench - Stage 2	1			1
Boboyan Road	2			2
On-Road Cycling Facilities (Woden Valley)	21			21
Sutton Road Upgrade (Yass Rd to NSW Border)	67			67
Fairbairn Avenue Upgrade	1			1
Heritage Signage	149		149	
ACT Dragway	4,000	4,000		
<b>Total</b>	<b>30,034</b>	<b>21,700</b>	<b>8,136</b>	<b>198</b>
<b>Department of Justice and Community Safety</b>				
Correctional Facility	41,314	41,094	220	
Emergency Services - New Headquarters Fitout	12,801	12,801		
Headquarters and Joint Emergency Services Training Centre	600	600		
Woden Police Station	27			27
Accommodation Refurbishment and/or Relocation	2,311	1,800	511	
Accommodation Relocation and Rationalisation	700	700		
Emergency Services Operational Station Upgrades	11		11	
ACT Policing Facilities Upgrades	6			6
Capital Upgrades	330		330	
<b>Total</b>	<b>58,100</b>	<b>56,995</b>	<b>1,072</b>	<b>33</b>
<b>Chief Minister's Department</b>				
Albert Hall Upgrade	28	0		28
ACT Government Office Building	148	148		
Glassworks Final Stage (Kingston Powerhouse)	100	100		
Public Art	986	986		
Belconnen Arts Centre (Incl. Lake Ginninderra Foreshore)	500	500		
<b>Total</b>	<b>1,762</b>	<b>1,734</b>	<b>0</b>	<b>28</b>
<b>Disability Housing and Community Services</b>				
Replacement of Quamby Youth Detention Centre	11,537	10,500	1,037	
Single Therapy Service Accommodation	181		181	
Quamby Upgrade	887	150	737	
<b>Total</b>	<b>12,605</b>	<b>10,650</b>	<b>1,955</b>	<b>0</b>
<b>Department of Education and Training</b>				
West Belconnen P-10 School	3,500	3,500		
Gungahlin East P-10 School	2,300	2,300		
Gungahlin College - Feasibility Study	777	700	77	
Schools Infrastructure Refurbishment	5,221	3,000	2,221	
Capital Upgrade - Older School Refurbishments	1,487	1,000	464	23
<b>Total</b>	<b>13,285</b>	<b>10,500</b>	<b>2,762</b>	<b>23</b>
<b>Housing ACT</b>				
Intensive Care and Treatment Facility (Long Gully)	10		10	
<b>Total</b>	<b>10</b>	<b>0</b>	<b>10</b>	<b>0</b>
<b>Shared Services Centre</b>				
Data Communication Centres	1,703	1,500	203	
Fit-out of Shared Services	606		606	
<b>Total</b>	<b>2,309</b>	<b>1,500</b>	<b>809</b>	<b>0</b>
<b>Legislative Assembly</b>				
OH&S and Safety	74		74	
<b>Total</b>	<b>74</b>	<b>0</b>	<b>74</b>	<b>0</b>
<b>ACT Health</b>				
Linear Accelerator Procurement and Replacement	5,170	5,170		
Extra Car Parking	792	550	242	
Fire Systems Upgrade (Phase 1) TCH	600	600		
<b>Total</b>	<b>6,562</b>	<b>6,320</b>	<b>242</b>	<b>0</b>
<b>Forecast Underspend</b>	<b>127,566</b>	<b>112,204</b>	<b>15,054</b>	<b>308</b>

# **ATTACHMENT D**

## **2006-07 End of Year Acquittal**

---

**Capital Works Program  
2006-07  
End of Year Acquittal**

Physically and Financially Completed Projects	Approved Budget Value \$'000	Final Expenditure \$'000	Savings Returned 2006-07 \$'000	Savings Returned 2007-08 \$'000
<b>Department of Territory and Municipal Services</b>				
Monaro Highway Restoration	995	995		
Capital Upgrades - Libraries	577	528	0	49
Capital Upgrades - Property	1,200	1,197	0	3
Majura Parkway Forward Design	516	513	0	3
Mugga Waste Cell Stage 3	4,163	4,163		
Callam Offices Upgrade	1,500	1,500		
Replacement of Aged Equipment in Capital Linen Service	1,300	1,300		
Traffic Route Lighting	350	334	0	16
Lake Burley Griffin water quality enhancement	80	62	0	18
Hume Resource Recovery Estate	937	920	0	17
Mugga Lane Landfill New Disposal Trench - Stage 2	2,400	2,399	0	1
Moore Street Health Building Level 5 Refurbishment	845	845		
Boboyan Road	100	98	0	2
On-Road Cycling Facilities (Woden Valley)	650	629	0	21
Sutton Road Upgrade (Yass Rd to NSW Border)	5,700	5,633	0	67
Horsepark Dr (Gundaroo Dr / Federal Highway)	11,434	11,434		
Fairbairn Avenue Upgrade	9,535	9,534	0	1
<b>ACT Planning and Land Authority</b>				
Woden Town Centre Wilbow & Easty Streets	200	200		
Bonython West Infrastructure	200	200		
Molonglo Valley Access Roads and Bridge	350	350		
City West Infrastructure Stage 1 – Childers Street Precinct	6,000	6,000		
Gundaroo Drive Water Main	1,800	1,800		
City West Infrastructure Stage 1 - Childers Street Upgrade	600	574	0	26
Bonner Water Quality Control Pond No 1	2,600	2,600		
<b>Department of Justice and Community Services</b>				
ACT Policing Facilities Upgrades	478	472	6	0
Capital Upgrades -Emergency Services - Building Improvements	200	200		
Capital Upgrades - Emergency Services - OH&S and Safety Equipment	50	50		
Capital Upgrades - Australian Federal Police	200	200		
Woden Police Station	7,832	7,805	27	0
<b>Exhibition Park in Canberra</b>				
Capital Upgrades - Buildings, Roads, Grounds and Carparks	450	450		
<b>ACT Health</b>				
Imaging Department Reception and work area refurbishment	375	375		
Calvary Hospital Sterilising Facility (Incl. TCH Equipment)	1,775	1,775		
Sub/Non-Acute Inpatient Services Phase 2	4,600	4,600		
Plant & Building Upgrade	4,192	4,192		
Karralika Development Options	100	100		
Crisis Assesment & Treatment Team - Feasibility Study	100	100		
OH&S and Access - CUP	695	695		
Master planning of Mental and Community Health Facilities	300	300		
Canberra Medical School	12,100	12,100		
Sub/Non-Acute Inpatient Services Phase 1	5,150	5,150		
Fire Safety Upgrade Calvary	1,000	1,000		

**Capital Works Program  
2006-07  
End of Year Acquittal**

Physically and Financially Completed Projects	Approved Budget Value \$'000	Final Expenditure \$'000	Savings Returned 2006-07 \$'000	Savings Returned 2007-08 \$'000
<b>Chief Minister's Department</b>				
ACT Memorial Landscape Works	55	55		
ACT Veteran's Memorial	292	292		
City West Performing Arts Facility and Choreographic Centre	52	52		
Albert Hall Upgrade	40	12	28	0
Belconnen Arts Centre	157	157		
<b>Shared Services Centre</b>				
Private Data Network Extension to Hume	1,530	1,530		
Sustainable Infrastructure	2,315	2,315		
<b>Department of Education and Training</b>				
Capital Upgrades - Older Preschool Refurbishments	1,501	1,501		
Capital Upgrades - Student Amenity and Infrastructure	1,039	1,025	0	14
Capital Upgrades - Specialist Teaching Area Improvements	2,000	2,000		
Capital Upgrades - Building Services Improvements	1,830	1,821	0	9
Capital Upgrades - Support for Disabled Persons	1,270	1,270		
Transportable Classrooms	400	400		
Melrose High School New Gymnasium	2,800	2,800		
Gungahlin East Primary School	1,900	1,900		
Amaroo School	540	540		
<b>Cultural Facilities Corporation</b>				
Capital Upgrades - Canberra Theatre Centre	100	100		
Capital Upgrades - Historic Places	100	100		
Capital Upgrades - Canberra Museum and Gallery	100	100		
<b>Department of Disability, Housing and Community Services</b>				
Child and Family Centres	6,107	6,107		
Extra Community Space in New Griffin Centre	3,071	3,071		
Weston Creek Child Care Centre	1,449	1,449		
Homelessness Drop-in Centre	100	100		
<b>Housing ACT</b>				
Energy and Water Efficiency Initiatives	1,000	1,000		
<b>Legislative Assembly</b>				
Capital Upgrades - Building Improvements	126	126		
MNW - Additional Security Measures	405	405		
<b>Canberra Institute of Technology</b>				
<u>Capital Upgrades</u>				
Implementation of projects from Energy M'ment Audit	250	250		
Refurbish SPF Unit for classroom space, E Block, Bruce	250	250		
Upgrade mechanical ventilation, A2 Bruce Campus	80	80		
Replace Boilers, Bruce Campus	250	250		
Construct airlock, H Block Foyer Bruce Campus	90	90		
Modify Fan Coil Units in B Block, Bruce Campus	60	60		
Install roof anchorage points, Bruce Campus	170	170		
Install Sun Control Louvres to E & A Blocks, Reid Campus	140	140		
Rectify mechanical ductwork, E Block plant room, Reid	90	90		
Refurbish Library Entry, Reid campus	220	220		
Carpark rectification and boomgates, Southside Campus	250	250		
Install Sun Control Louvres to D Block, Reid Campus	90	90		
Waterproof stairwell roofs, Bruce Campus	60	60		