



Australian Capital Territory 2005-06 Capital Works Program Progress Report

September

Australian Capital Territory Government





1. BACKGROUND

This report provides capital works expenditure information for the first quarter of the 2005-06 financial year, at both business unit and project level by each department.

The information in this report is presented at a whole of Territory level and then disaggregated into separate departmental summaries. A project list for each department is included at **Attachment A**, and significant variations to the program are identified at **Attachments B and C**.

2. PROGRAM SUMMARY – 2005-06 BUDGET AND FULL YEAR VARIATIONS

The original expenditure estimate for the budget-funded capital works program was \$292.410m, as published in the 2005-06 Budget Papers. This includes \$29.961m in deferred appropriation from the 2004-05 program. The revised forecast expenditure for the year also includes an additional \$20.175m in unspent funds from prior years and opening balance adjustments of \$1.675m, increasing the total level of funds available for expenditure to \$314.260m in 2005-06.

Forecast underspends for several departments have resulted in expenditure for 2005-06 being revised down to \$238.881m.

Details of variations and forecast underspends are provided in **Attachments B and C**.

A reconciliation of the 2005-06 capital works budget may be seen in Table 1 below:

Table 1

<i>2005-06 Original Budget Expenditure (a)</i>	<i>\$292.410m</i>
Unspent Appropriation from 2004-05 program	\$20.175m
Add: Roads to Recovery funding (Commonwealth)	\$2.200m
Less: Adjustments	(\$0.525)m
Less: Net Program Underspends ^(b)	(\$75.379)m
<i>Total Funds Available for Expenditure 2005-06</i>	<i>\$238.881m</i>

(a) See 2005-06 Budget Paper 3 – Page No. 216.

(b) Forecast underspends identified by agencies during the first quarter (see Attachment C)

**3. PROGRAM SUMMARY – AS AT 30 SEPTEMBER 2005**

Expenditure on capital works during the September quarter for 2005-06 was \$18.374m, which represents 6% of the original appropriation of \$314.260m, and 8% of the revised appropriation of \$238.881m (including budget deferrals, prior year unspent funds and variations). By comparison, first quarter expenditure in 2004-05 totalled \$16.377m, which represented 7% of forecast expenditure of \$224.314m.

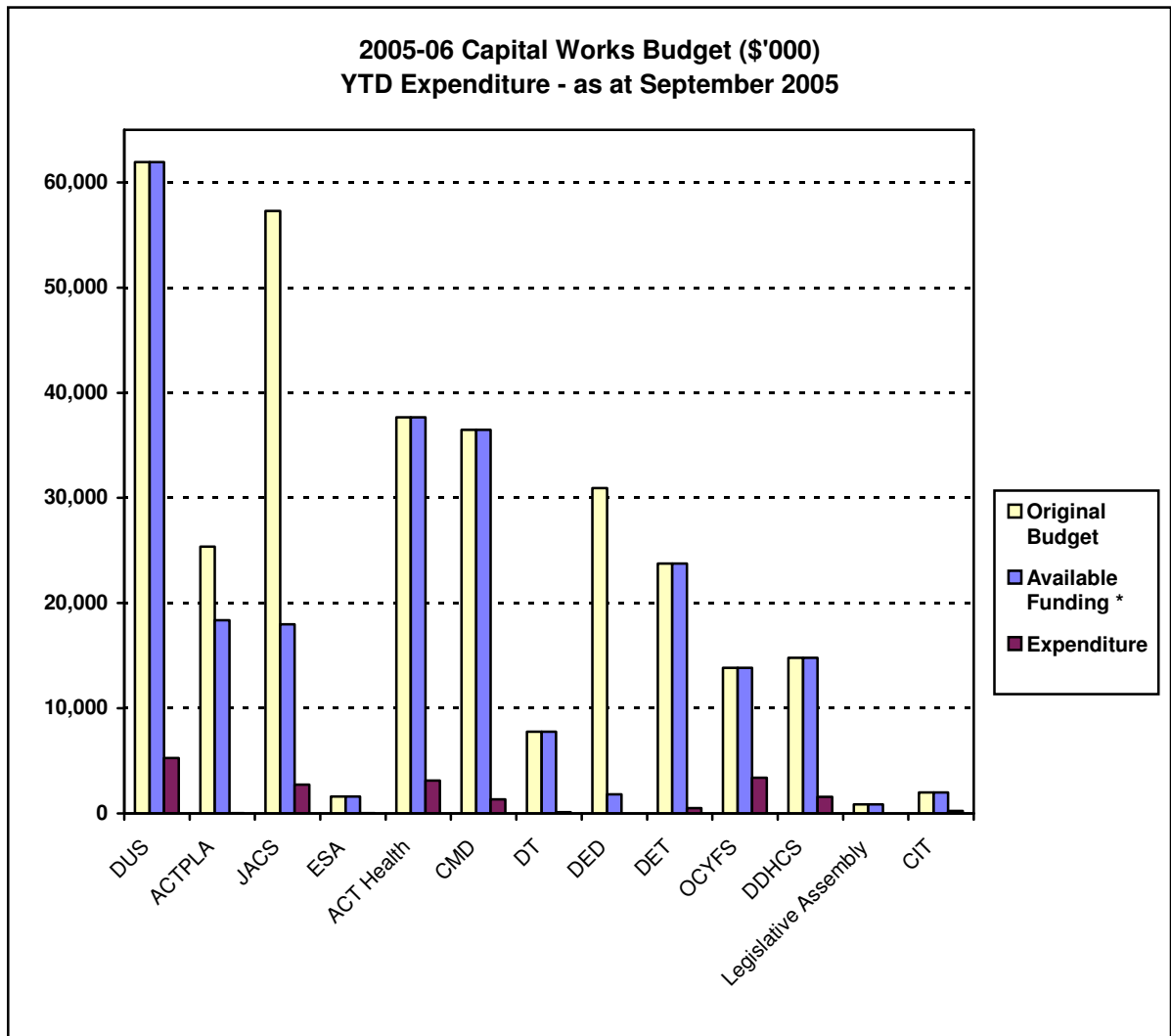
The first quarter expenditure on capital works totalling \$18.374m consisted of:

- New works expenditure of \$2.894m; and
- Works In Progress expenditure of \$15.480m.

Figure 1 and **Table 2** below provide a further break up of capital works expenditure into new works and works in progress, and also provides comparison against budget by department.



Figure 1:



* Available funding figures represent the revised total including deferrals, unspent funds from previous years and variations.



Table 2: SUMMARY OF CAPITAL WORKS BY DEPARTMENT 2005-06

Capital Works Summary													
Portfolio Unit	Original Budget			Variations ^(a)		Total Funds Available ^(b)			2005-06 Actual Expenditure				
	2005-06			2005-06		(Revised Position)			September Qtr		Year to Date		
	\$'000			\$'000		\$'000			\$'000		\$'000		
	New Works	WIP & PYD&U ^(c)	Total	New Works	WIP & PYD&U	New Works	WIP & PYD&U	Total	New Works	WIP & PYD&U	New Works	WIP & PYD&U	Total
Department of Urban Services	18,700	43,221	61,921	-2,200	2,200	16,500	45,421	61,921	2,072	3,205	2,072	3,205	5,277
ACT Planning and Land Authority	13,324	12,033	25,357	-3,500	-3,500	9,824	8,533	18,357	0	27	0	27	27
Department of Justice and Community Safety	3,720	53,555	57,275	-2,670	-36,606	1,050	16,949	17,999	0	2,744	0	2,744	2,744
Emergency Services Authority	310	1,308	1,618	0	0	310	1,308	1,618	12	6	12	6	18
ACT Health	10,630	27,023	37,653	0	0	10,630	27,023	37,653	79	3,042	79	3,042	3,121
Chief Minister's Department	5,280	31,203	36,483	0	0	5,280	31,203	36,483	293	1,047	293	1,047	1,340
Department of Treasury	3,762	4,011	7,773	0	0	3,762	4,011	7,773	127	0	127	0	127
Department of Economic Development	240	30,690	30,930	0	-29,103	240	1,587	1,827	6	0	6	0	6
Department of Education and Training	12,450	11,309	23,759	0	0	12,450	11,309	23,759	71	432	71	432	503
Office for Children, Youth and Family Support	4,450	9,396	13,846	0	0	4,450	9,396	13,846	10	3,385	10	3,385	3,395
Department of Disability, Housing and Community Services	4,082	10,709	14,791	0	0	4,082	10,709	14,791	0	1,592	0	1,592	1,592
Legislative Assembly	200	654	854	0	0	200	654	854	0	0	0	0	0
Canberra Institute of Technology	2,000	0	2,000	0	0	2,000	0	2,000	224	0	224	0	224
Total Program	^(d) 79,148	235,112	314,260	-8,370	-67,009	70,778	168,103	238,881	2,894	15,480	2,894	15,480	18,374

(a) This includes appropriation variations that occur during the year, to address potential underspends within the program (project specific detail provided at Attachment B), and forecast underspends identified by agencies during the year (detail provided at Attachment C).

(b) Total Funds available equals the Original Budget adjusted for any variations and forecast underspends.

(c) WIP & PYD & U represents Works In Progress and Prior Year Deferrals and Underspends.

(d) Differs from the figure of \$77.448m from 2005-06 BP3 Page No. 216 as part of the new 2005-06 appropriation was approved for existing projects and thus has been treated as WIP.



4. AGENCY SUMMARIES – AS AT 30 SEPTEMBER 2005

The following summaries highlight the expenditure incurred by each Department by specific business units. Further project specific detail for each agency is provided at **Attachment A**.

Department of Urban Services

The Department of Urban Services (DUS) recorded \$5.277m in expenditure during the September quarter, representing 9% of the revised funds available for expenditure, after variations and forecast underspends, of \$61.921m.

Projects completed during September include:

- Hume Resource Recovery Estate;
- Neighbourhood Improvements;
- Community Paths – Rehabilitation;
- Road Safety Improvements;
- Residential Street improvements;
- Belconnen Library Refurbishment - Stage 1; and
- Ellenborough St Bus Lay-by, all from prior years.

The majority of spending during the first quarter has taken place on the following projects:

- Capital Upgrades (\$2.049m), including:
 - Roads and Bridges;
 - Sustainable Transport;
 - Neighbourhood Improvements;
 - Precinct Refurbishment Program;
 - Public Transport;
 - Sport and Recreation Facilities; and
 - Property;
- Roads ACT (\$0.703m), including:
 - Heavy Vehicle Routes Bridges Upgrading – Stage 5 (\$0.597m);
- Land Development Infrastructure (\$0.407m); and
- Traffic Congestion and Road Safety Improvement Program (\$0.886m).

Work is now progressing on the Gungahlin Drive Extension, following the end of legal proceedings, with expected completion in June 2008.



Figure 2:

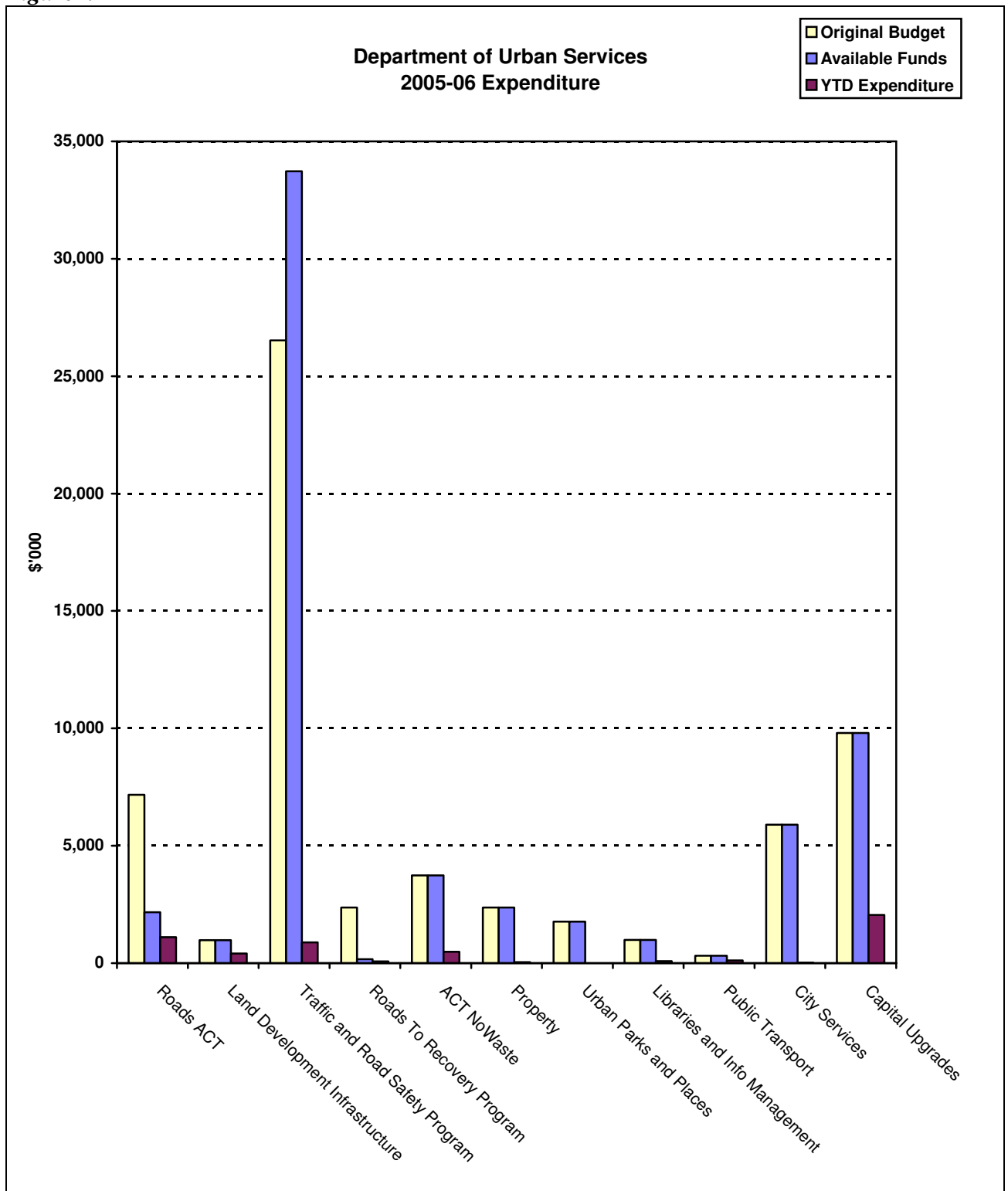




Table 3 DEPARTMENT OF URBAN SERVICES CAPITAL WORKS EXPENDITURE 2005-06

Department of Urban Services													
Portfolio Unit	Original Budget			Variations		Total Funds Available			2005-06 Actual Expenditure				
	2005-06			2005-06		(Revised Position)			September Qtr		Year to Date		
	\$'000			\$'000		\$'000			\$'000		\$'000		
	New Works	WIP & PYD&U	Total	New Works	WIP & PYD&U	New Works	WIP & PYD&U	Total	New Works	WIP & PYD&U	New Works	WIP & PYD&U	Total
Roads ACT	0	7,171	7,171	0	-5,000	0	2,171	2,171	0	1,103	0	1,103	1,103
Land Development Infrastructure	0	976	976	0	0	0	976	976	0	407	0	407	407
Traffic and Road Safety Program	0	26,527	26,527	0	7,200	0	33,727	33,727	0	886	0	886	886
Roads To Recovery Program	2,200	171	2,371	-2,200	0	0	171	171	0	70	0	70	70
ACT NoWaste	2,500	1,235	3,735	0	0	2,500	1,235	3,735	0	489	0	489	489
Property	1,200	1,170	2,370	0	0	1,200	1,170	2,370	0	46	0	46	46
Urban Parks and Places	1,700	70	1,770	0	0	1,700	70	1,770	0	0	0	0	0
Libraries and Info Management	0	987	987	0	0	0	987	987	0	86	0	86	86
Public Transport	0	315	315	0	0	0	315	315	0	118	0	118	118
City Services	1,300	4,599	5,899	0	0	1,300	4,599	5,899	23	0	23	0	23
Capital Upgrades	9,800	0	9,800	0	0	9,800	0	9,800	2,049	0	2,049	0	2,049
Total Program	18,700	43,221	61,921	-2,200	2,200	16,500	45,421	61,921	2,072	3,205	2,072	3,205	5,277



ACT Planning and Land Authority

The ACT Planning and Land Authority recorded \$0.027m in expenditure during the first quarter, representing 0.1% of revised funds available for expenditure, after variations and rollovers, of \$18.357m.

The City West Infrastructure Stage – 1 (Childers Street) project has been let as four separate projects, being:

- Street Furniture design;
- Lighting Artwork design;
- Prototype Tender Documents; and
- Main Engineering/Urban Design Consultancy.

Procurement approval and tender release took place in July and August, with contracts awarded by October and final design and installation due in December 2005.

Contracts are due to be finalised for the Real Time Information project (\$6.760m) in February 2006, with a pilot due in July 2006 for full rollout by December 2006.

Of the \$6.000m available for the Sustainable Transport Initiative – Stage 1, \$1.417m has been expended to date. The project currently involves over 7 different contracts for route identification, preliminary assessment, program management, issues management and feasibility studies and is forecast for completion in June 2007.



Figure 3:

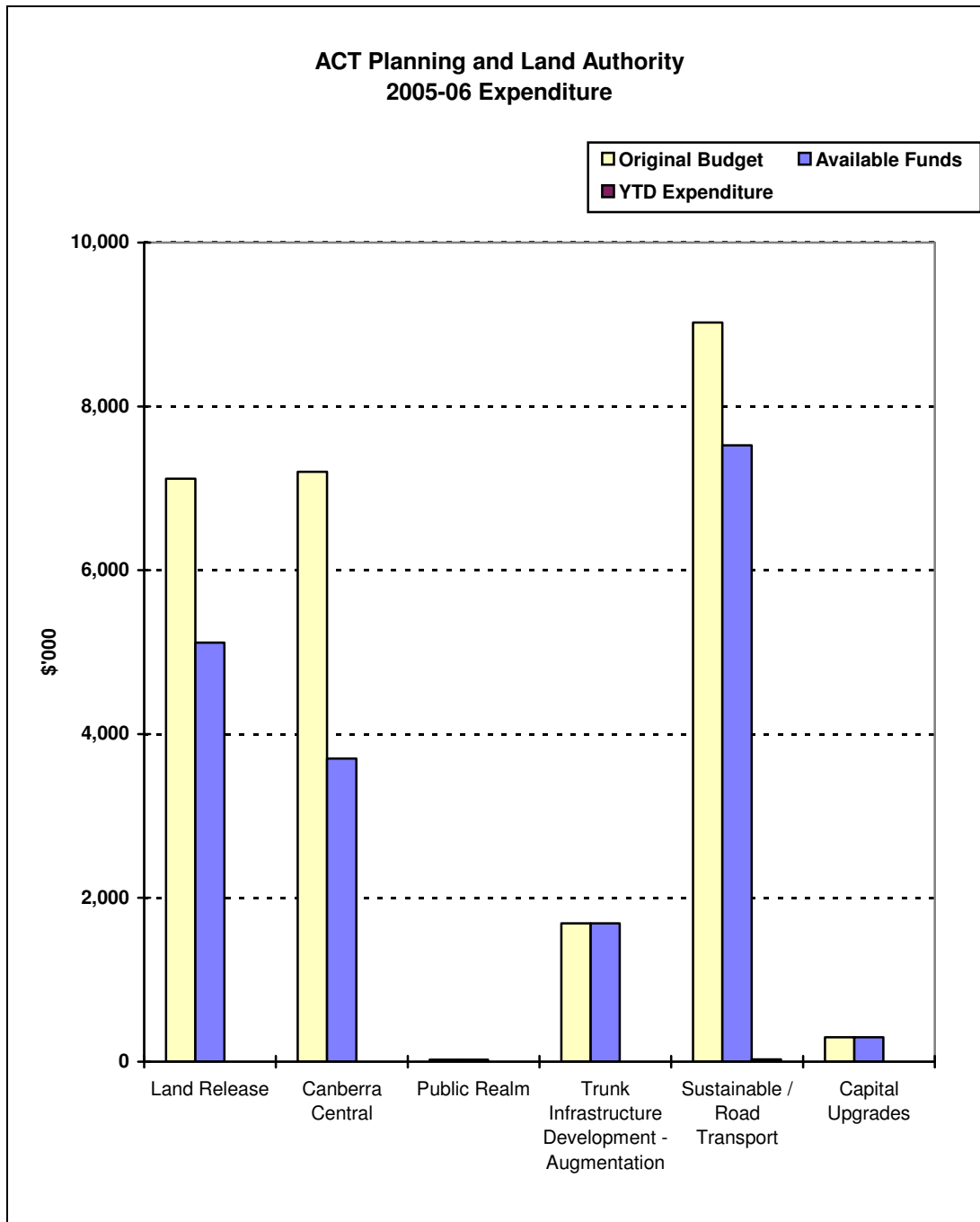




Table 4 ACT PLANNING AND LAND AUTHORITY CAPITAL WORKS EXPENDITURE 2005-06

ACT Planning and Land Authority													
Portfolio Unit	Original Budget 2005-06 \$'000			Variations 2005-06 \$'000		Total Funds Available (Revised Position) \$'000			2005-06 Actual Expenditure				
	New Works	WIP & PYD&U	Total	New Works	WIP & PYD&U	New Works	WIP & PYD&U	Total	September Qtr \$'000		Year to Date \$'000		
									New Works	WIP & PYD&U	New Works	WIP & PYD&U	Total
Land Release	600	6517	7,117	0	-2,000	600	4,517	5,117	0	0	0	0	0
Canberra Central	7,200	0	7,200	-3,500	0	3,700	0	3,700	0	0	0	0	0
Public Realm	0	26	26	0	0	0	26	26	0	0	0	0	0
Trunk Infrastructure	1,500	190	1,690	0	0	1,500	190	1,690	0	0	0	0	0
Development - Augmentation Sustainable / Road Transport	3,724	5,300	9,024	0	-1,500	3,724	3,800	7,524	0	27	0	27	27
Capital Upgrades	300	0	300	0	0	300	0	300	0	0	0	0	0
Total Program	13,324	12,033	25,357	-3,500	-3,500	9,824	8,533	18,357	0	27	0	27	27



Department of Justice and Community Safety

The Department of Justice and Community Safety (JACS) recorded \$2.744m in expenditure during the first quarter, representing 15% of revised funds available for expenditure, after variations and rollovers, of \$17.999m.

The majority of expenditure for the first quarter was on the Correctional Facility (\$1.222m) and Woden Police Station (\$1.522m).

For the Correctional Facility, the Bulk Earthworks package is to be tendered and closed by January 2006, to enable commencement on site in February 2006. The forecast completion date is October 2007.

The Woden Police Station was physically completed and handover took place during the second quarter of 2005-06. At present minor defects and landscaping are being addressed.

Figure 3:

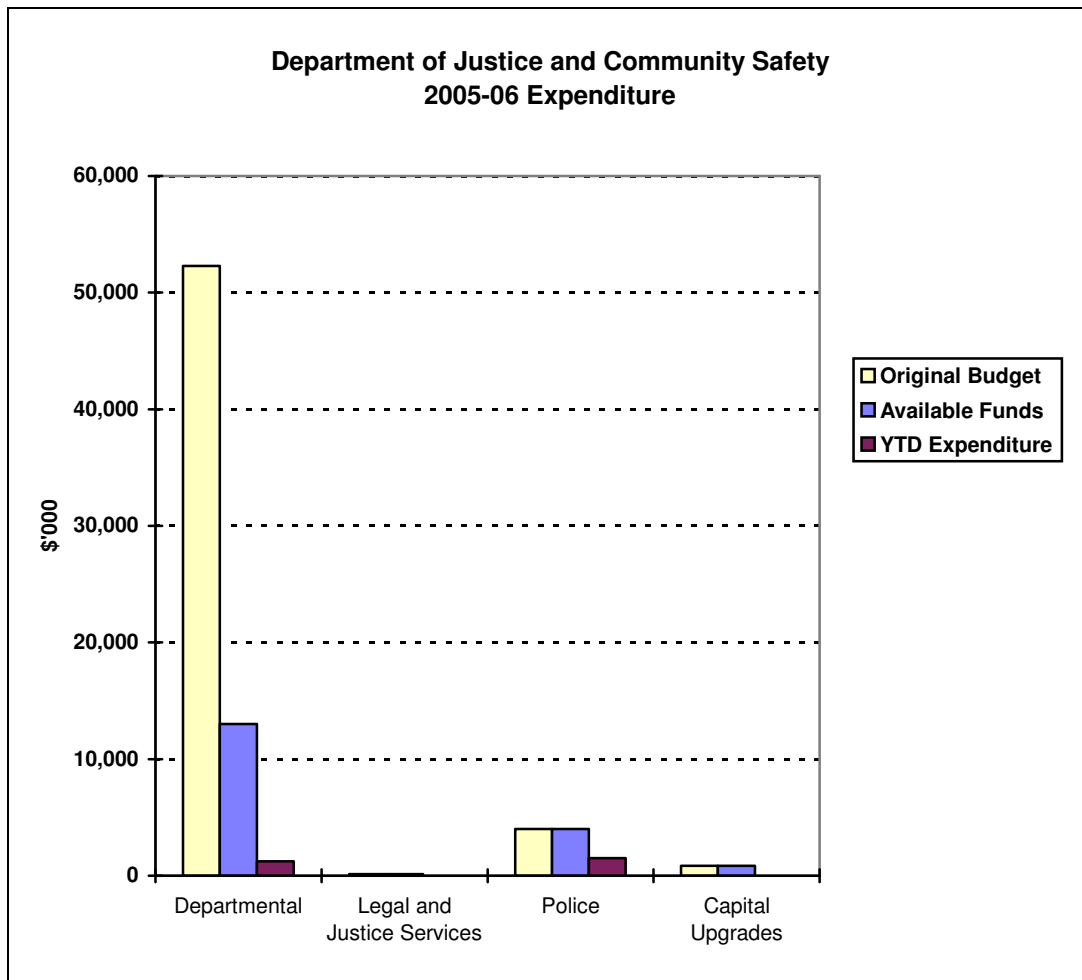




Table 4 JUSTICE AND COMMUNITY SAFETY CAPITAL WORKS EXPENDITURE 2005-06

Department of Justice and Community Safety													
Portfolio Unit	Original Budget 2005-06 \$'000			Variations 2005-06 \$'000		Total Funds Available (Revised Position) \$'000			2005-06 Actual Expenditure				
	New Works	WIP & PYD&U	Total	New Works	WIP & PYD&U	New Works	WIP & PYD&U	Total	September Qtr \$'000		Year to Date \$'000		
									New Works	WIP & PYD&U	New Works	WIP & PYD&U	Total
Departmental	2,670	49,606	52,276	-2,670	-36,606	0	13,000	13,000	0	1,222	0	1,222	1,222
Legal and Justice Services	0	147	147	0	0	0	147	147	0	0	0	0	0
Police	200	3,802	4,002	0	0	200	3,802	4,002	0	1,522	0	1,522	1,522
Capital Upgrades	850	0	850	0	0	850	0	850	0	0	0	0	0
Total Program	3,720	53,555	57,275	-2,670	-36,606	1,050	16,949	17,999	0	2,744	0	2,744	2,744



Emergency Services Authority

The Emergency Services Authority (ESA) recorded \$0.018m in expenditure during the first quarter, representing 1% of revised funds available for expenditure, after variations and rollovers, of \$1.168m.

Figure 3:

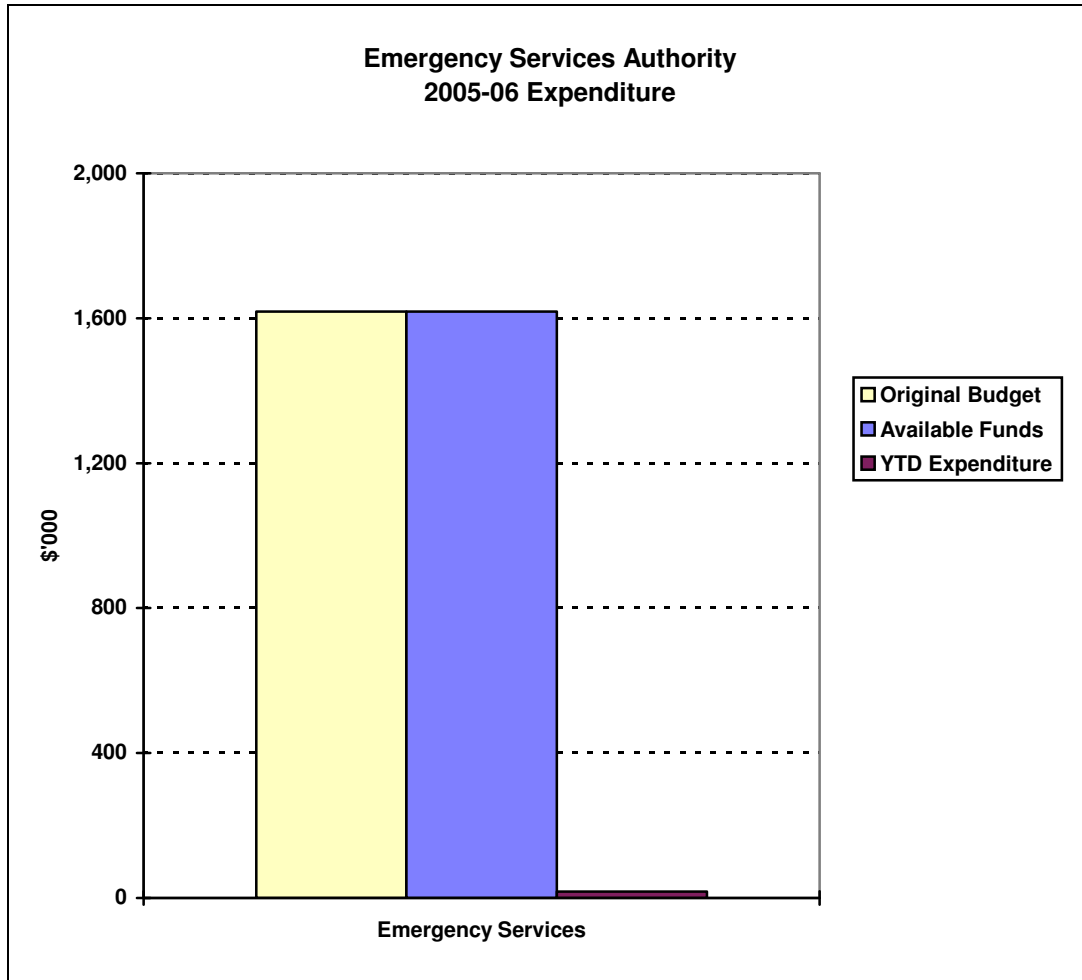




Table 4 EMERGENCY SERVICES AUTHORITY CAPITAL WORKS EXPENDITURE 2005-06

Department of Justice and Community Safety													
Portfolio Unit	Original Budget 2005-06 \$'000			Variations 2005-06 \$'000		Total Funds Available (Revised Position) \$'000			2005-06 Actual Expenditure				
									September Qtr \$'000		Year to Date \$'000		
	New Works	WIP & PYD&U	Total	New Works	WIP & PYD&U	New Works	WIP & PYD&U	Total	New Works	WIP & PYD&U	New Works	WIP & PYD&U	Total
ESA	310	1,308	1,618	0	0	310	1,308	1,618	12	6	12	6	18
Total Program	310	1,308	1,618	0	0	310	1,308	1,618	12	6	12	6	18



ACT Health

ACT Health has recorded \$3.121m in expenditure during the first quarter, representing 8% of revised funds for expenditure, after variations and rollovers, of \$37.653m.

The majority of expenditure for the first quarter took place at The Canberra Hospital (\$1.444m), including:

- Canberra Medical School (\$1.294m).

ACT Health also progressed works to restore roof decking at Calvary Hospital, and completed works at the Howard Florey Building in Holder. The Electrical and Lift Upgrade at Calvary Hospital (total project value \$2.678m) was scheduled for physical completion during the second quarter of 2005-06.

The contract for the Fire Systems Upgrade at The Canberra Hospital was awarded in October, and the Paediatrics Refurbishment at The Canberra Hospital is expected to be financially completed during the second quarter. Construction is underway to complete the Canberra Medical School at both hospitals, with completion and handover due in March 2006.

Figure 4:

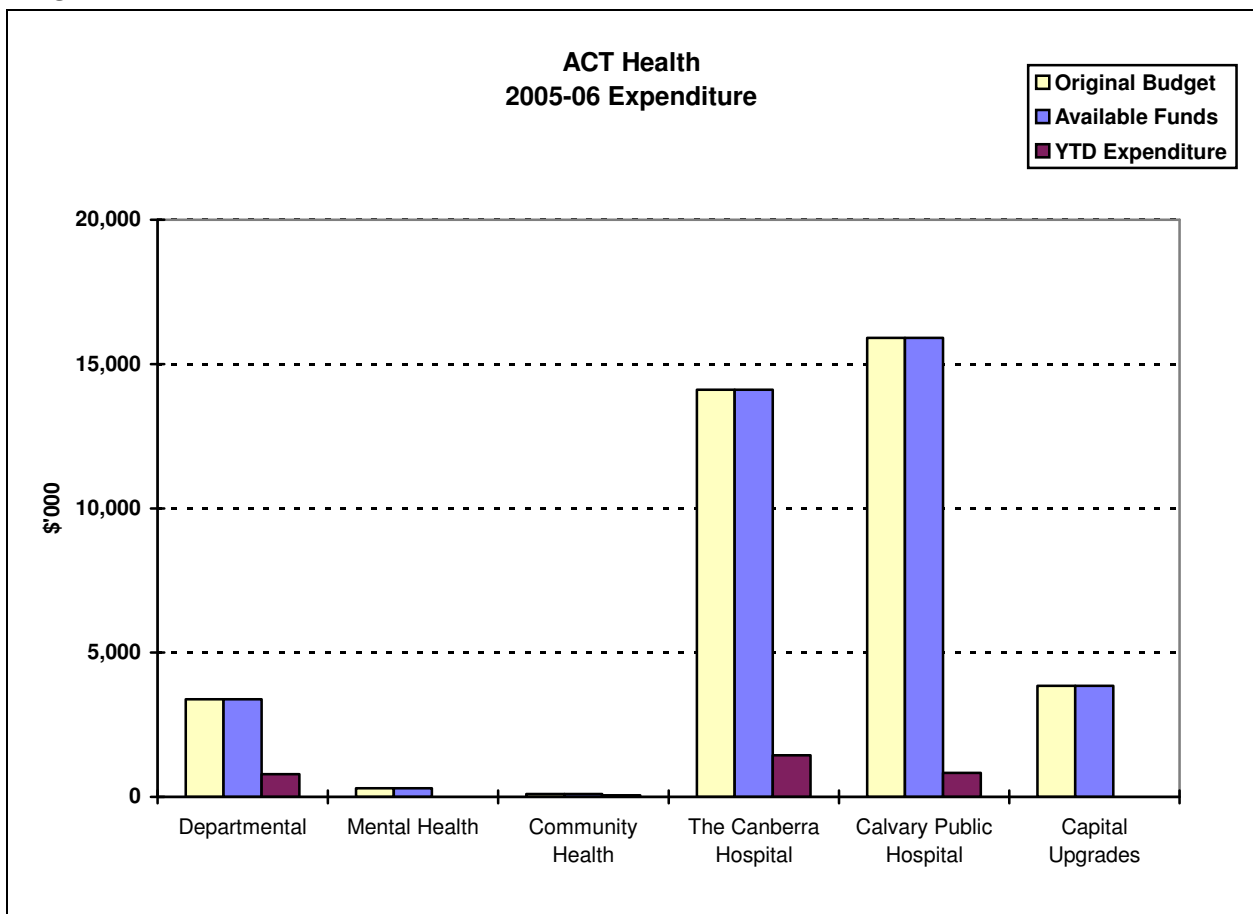




Table 5 ACT HEALTH CAPITAL WORKS EXPENDITURE 2005-06

ACT Health													
Portfolio Unit	Original Budget 2005-06 \$'000			Variations 2005-06 \$'000		Total Funds Available (Revised Position) \$'000			2005-06 Actual Expenditure \$'000				
	New Works	WIP & PYD&U	Total	New Works	WIP & PYD&U	New Works	WIP & PYD&U	Total	September Qtr		Year to Date		
									New Works	WIP & PYD&U	New Works	WIP & PYD&U	Total
Departmental	1,400	1,988	3,388	0	0	1,400	1,988	3,388	47	742	47	742	789
Mental Health	300	0	300	0	0	300	0	300	0	0	0	0	0
Community Health	0	95	95	0	0	0	95	95	0	61	0	61	61
The Canberra Hospital	2,880	11,234	14,114	0	0	2,880	11,234	14,114	32	1,412	32	1,412	1,444
Calvary Public Hospital	2,200	13,706	15,906	0	0	2,200	13,706	15,906	0	827	0	827	827
Capital Upgrades	3,850	0	3,850	0	0	3,850	0	3,850	0	0	0	0	0
Total Program	10,630	27,023	37,653	0	0	10,630	27,023	37,653	79	3,042	79	3,042	3,121



Chief Minister's Department

The Chief Minister's Department (CMD) has recorded \$1.340m in expenditure during the first quarter, representing 4% of the revised available funds for expenditure, after variations and underspends, of \$36.483m.

The majority of expenditure for the quarter was on Stromlo Forest Park (\$0.259m) and the Civic Library and Link (\$0.791m).

At present CMD are finalising the design contract for Stromlo Forest Park prior to the end of 2005. The tender for construction management of the Kingston Powerhouse Glassworks project was released in September, with the construction contracts to be finalised and construction commenced by January 2006.

Figure 5:

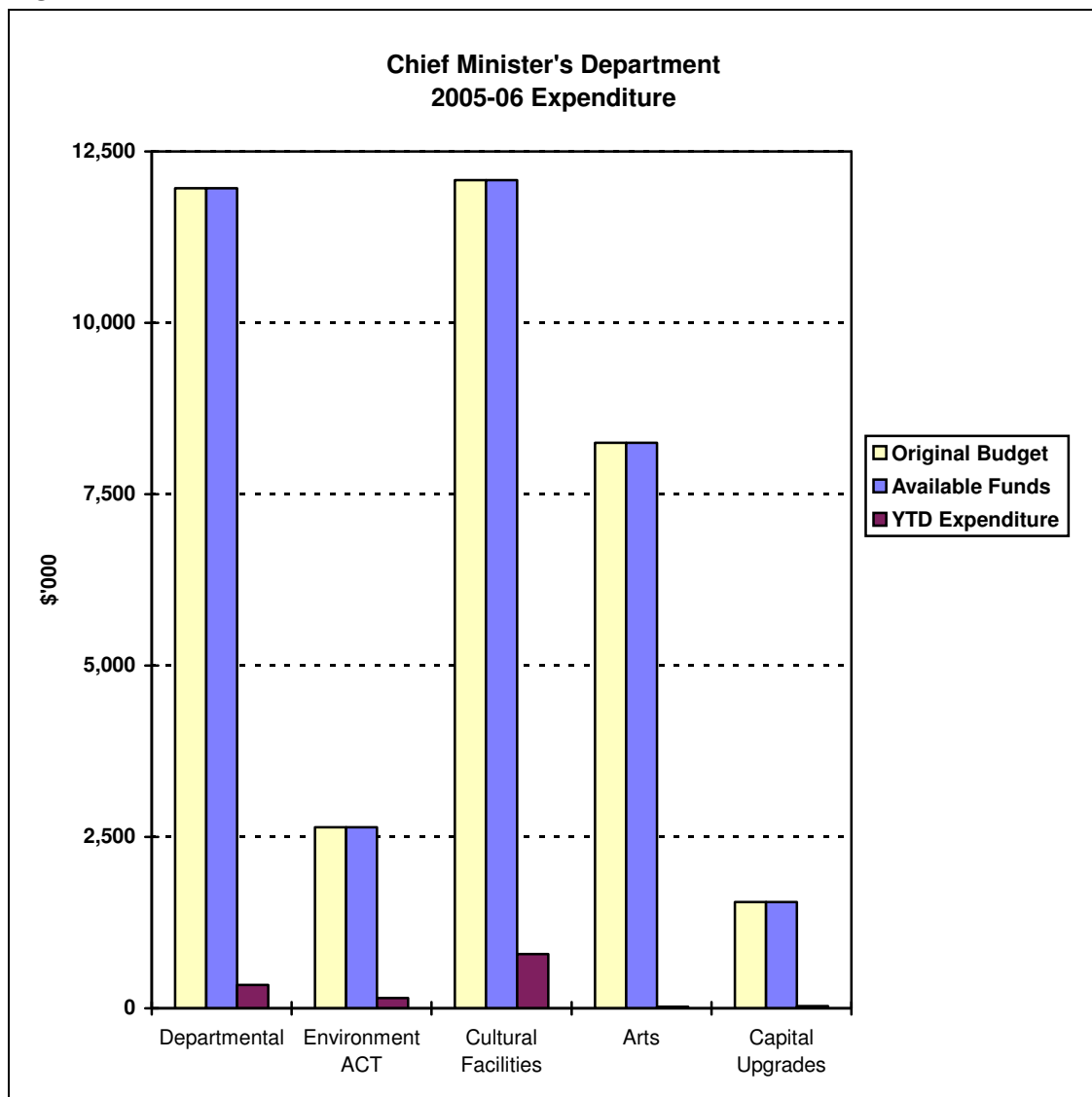




Table 6 CHIEF MINISTER'S DEPARTMENT CAPITAL WORKS EXPENDITURE 2005-06

Chief Minister's Department													
Portfolio Unit	Original Budget 2005-06 \$'000			Variations 2005-06 \$'000		Total Funds Available (Revised Position) \$'000			2005-06 Actual Expenditure				
	New Works	WIP & PYD&U	Total	New Works	WIP & PYD&U	New Works	WIP & PYD&U	Total	September Qtr \$'000		Year to Date \$'000		
									New Works	WIP & PYD&U	New Works	WIP & PYD&U	Total
Departmental	2,420	9,544	11,964	0	0	2,420	9,544	11,964	260	82	260	82	342
Environment ACT	160	2,481	2,641	0	0	160	2,481	2,641	1	151	1	151	152
Cultural Facilities	0	12,080	12,080	0	0	0	12,080	12,080	0	791	0	791	791
Arts	1,150	7,098	8,248	0	0	1,150	7,098	8,248	0	23	0	23	23
Capital Upgrades	1,550	0	1,550	0	0	1,550	0	1,550	32	0	32	0	32
Total Program	5,280	31,203	36,483	0	0	5,280	31,203	36,483	293	1,047	293	1,047	1,340



Department of Treasury

Treasury has recorded \$0.127m in expenditure during the first quarter, representing 2% of the revised available funds for expenditure, after variations and underspends, of \$7.773m.

All expenditure was to provide Power to the Northern area of Exhibition Park in Canberra as part of the Department's capital upgrade program.

Figure 6:

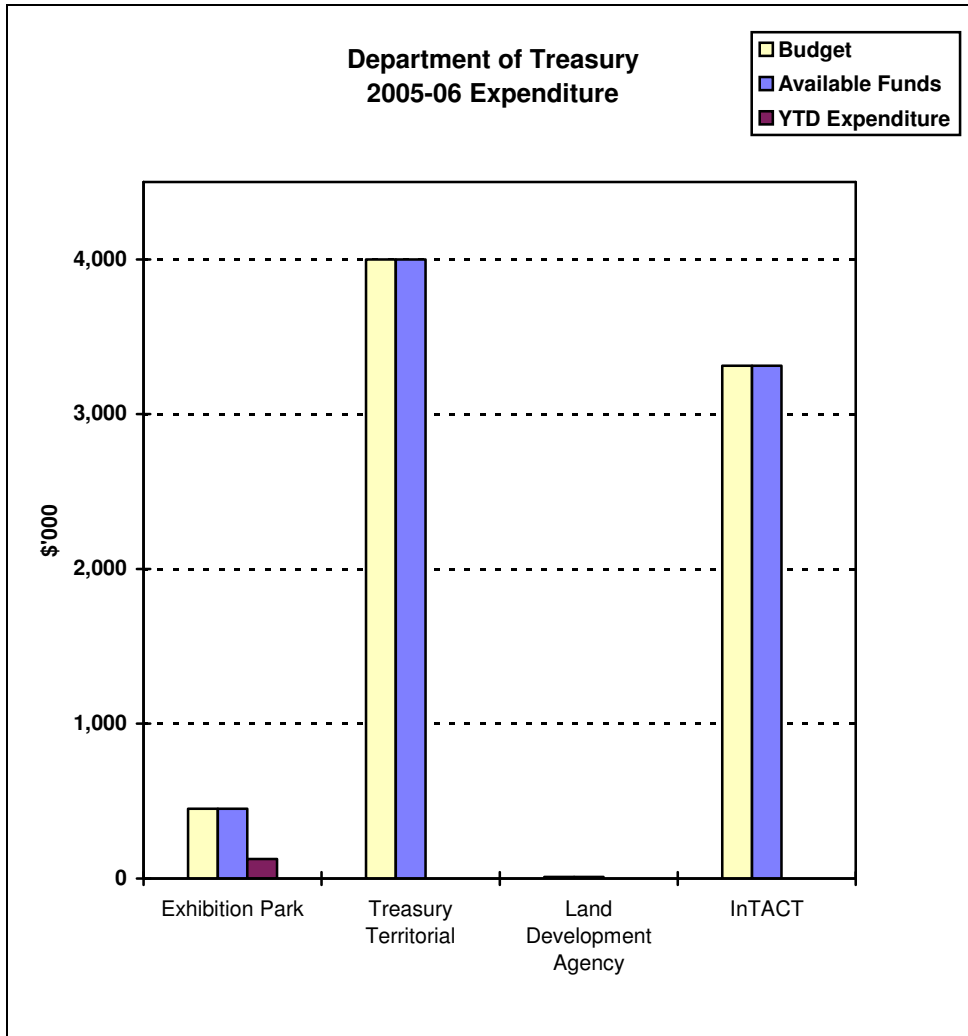




Table 7 DEPARTMENT OF TREASURY CAPITAL WORKS EXPENDITURE 2005-06

Department of Treasury													
Portfolio Unit	Original Budget 2005-06 \$'000			Variations 2005-06 \$'000		Total Funds Available (Revised Position) \$'000			2005-06 Actual Expenditure				
	New Works	WIP & PYD&U	Total	New Works	WIP & PYD&U	New Works	WIP & PYD&U	Total	September Qtr \$'000		Year to Date \$'000		
									New Works	WIP & PYD&U	New Works	WIP & PYD&U	Total
Exhibition Park	450	0	450	0	0	450	0	450	127	0	127	0	127
Treasury Territorial	0	4,000	4,000	0	0	0	4,000	4,000	0	0	0	0	0
Land Development Agency	0	11	11	0	0	0	11	11	0	0	0	0	0
InTACT	3,312	0	3,312	0	0	3,312	0	3,312	0	0	0	0	0
Total Program	3,762	4,011	7,773	0	0	3,762	4,011	7,773	127	0	127	0	127



Department of Economic Development

The Department of Economic Development has recorded \$0.006m in expenditure during the first quarter, representing 0.3% of revised available funds for expenditure, after variations and underspends, of \$1.827m.

The major item for the Department is the Convention Centre Upgrade. The Department has reported that a risk plan is to be developed as part of its capital works program, which should be determined by December 2005. Approved Procurement Unit and the ACT Government Procurement Board approval is also scheduled for December 2005, with an open tender for project manager scheduled for January 2006. Considering the progress of this project \$29m in 2005-06 funding has been identified for rollover into 2006-07.

Figure.7:

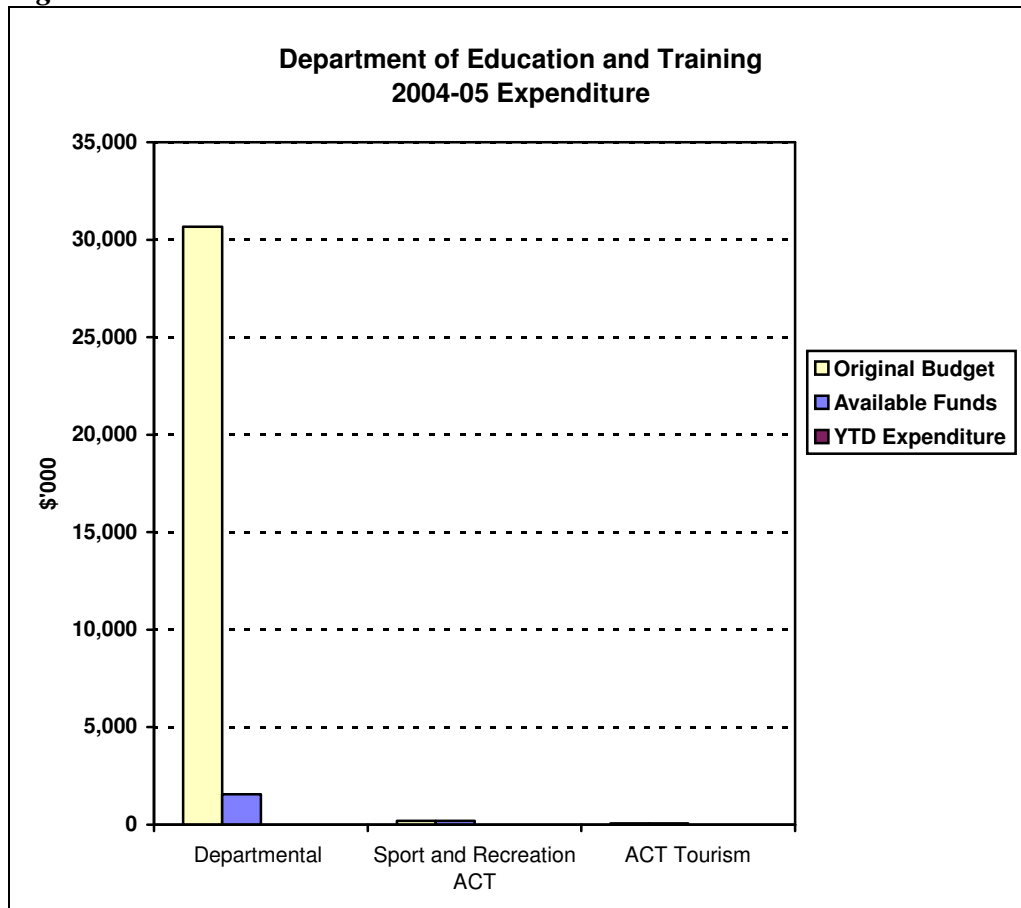




Table 8 ECONOMIC DEVELOPMENT CAPITAL WORKS EXPENDITURE 2005-06

Department of Education, Youth and Family Services													
Portfolio Unit	Original Budget 2005-06 \$'000			Variations 2005-06 \$'000		Total Funds Available (Revised Position) \$'000			2005-06 Actual Expenditure				
									September Qtr \$'000		Year to Date \$'000		
	New Works	WIP & PYD&U	Total	New Works	WIP & PYD&U	New Works	WIP & PYD&U	Total	New Works	WIP & PYD&U	New Works	WIP & PYD&U	Total
Departmental	40	30,630	30,670	0	-29,103	40	1,527	1,567	6	0	6	0	6
Sport and Recreation ACT	200	0	200	0	0	200	0	200	0	0	0	0	0
ACT Tourism	0	60	60	0	0	0	60	60	0	0	0	0	0
Total Program	240	30,690	30,930	0	-29,103	240	1,587	1,827	6	0	6	0	6



Department of Education and Training

The Department of Education and Training has recorded \$0.503m in expenditure during the first quarter, representing 2% of revised available funds for expenditure, after variations and underspends, of \$23.759m.

The majority of expenditure took place in completing Older Schools Refurbishments from 2004-05 (\$0.198m).

The design consultant has been engaged for the New Preschool and Primary School in East Gungahlin, with design expected to be completed by June 2006. The project is forecast for construction completion in January 2008. The design consultant has also been contracted for the Melrose High School Gymnasium during the second quarter, with completion forecast in April 2006.

The new Primary and High School in Amaroo is due for financial completion in December 2005.

Figure.7:

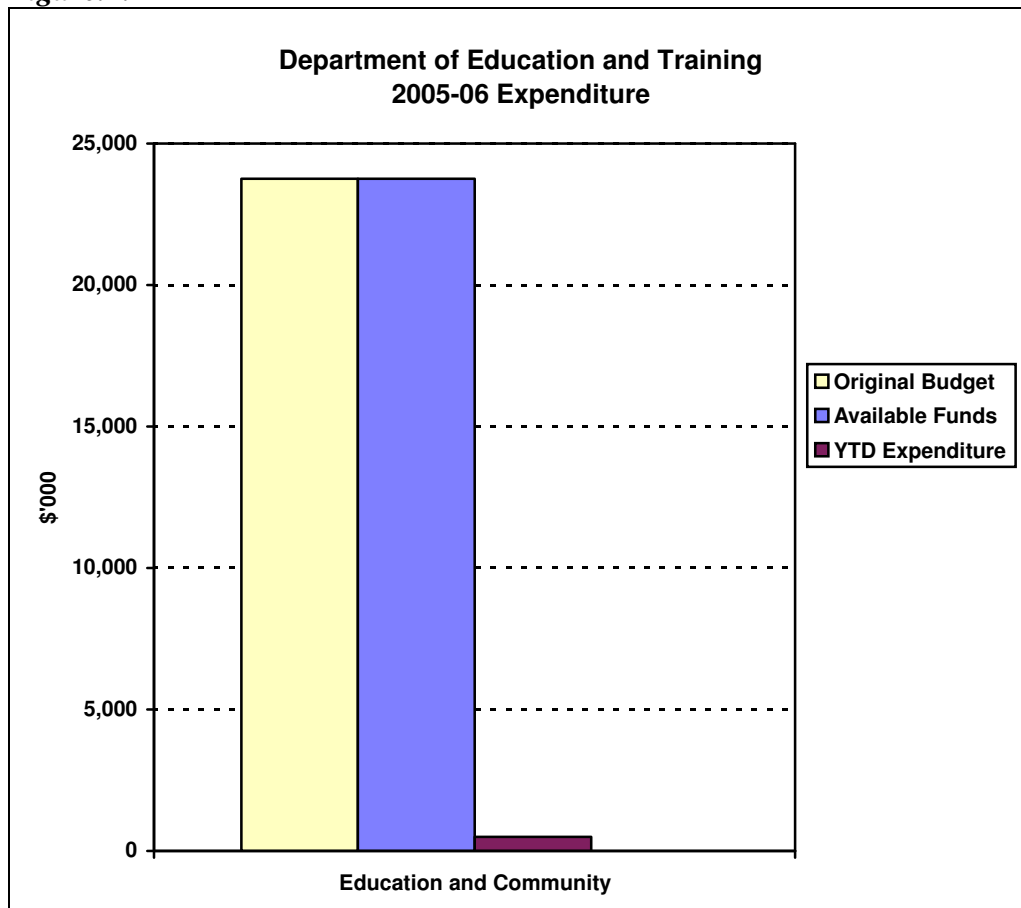




Table 8 EDUCATION AND TRAINING CAPITAL WORKS EXPENDITURE 2005-06

Department of Education, Youth and Family Services													
Portfolio Unit	Original Budget 2005-06 \$'000			Variations 2005-06 \$'000		Total Funds Available (Revised Position) \$'000			2005-06 Actual Expenditure				
									September Qtr \$'000		Year to Date \$'000		
	New Works	WIP & PYD&U	Total	New Works	WIP & PYD&U	New Works	WIP & PYD&U	Total	New Works	WIP & PYD&U	New Works	WIP & PYD&U	Total
Education and Community	12,450	11,309	23,759	0	0	12,450	11,309	23,759	71	432	71	432	503
Total Program	12,450	11,309	23,759	0	0	12,450	11,309	23,759	71	432	71	432	503



Office of Children, Youth and Family Support

The Office of Children, Youth and Family Support (OCYFS) has recorded \$3.395m in expenditure during the first quarter, representing 25% of revised available funds for expenditure, after variations and underspends, of \$13.846m.

The majority of spending has taken place on the Office Fitout at 11 Moore Street in the City (\$2.666m), as well as the Civic Youth Centre (\$0.580m).

Figure.7:

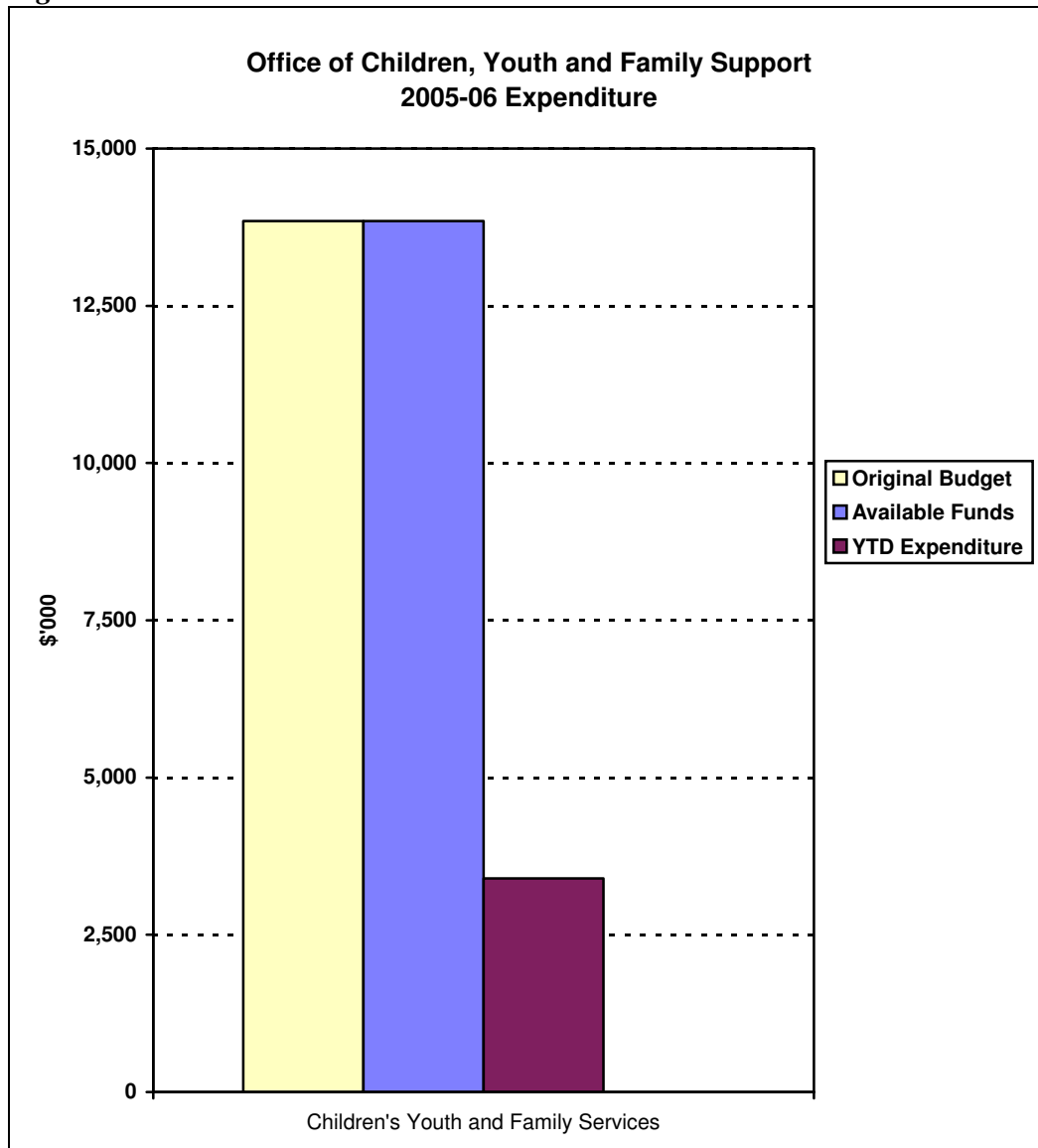




Table 8 OFFICE OF CHILDREN, YOUTH AND FAMILY SUPPORT CAPITAL WORKS EXPENDITURE 2005-06

Department of Education, Youth and Family Services													
Portfolio Unit	Original Budget 2005-06 \$'000			Variations 2005-06 \$'000		Total Funds Available (Revised Position) \$'000			2005-06 Actual Expenditure				
									September Qtr \$'000		Year to Date \$'000		
	New Works	WIP & PYD&U	Total	New Works	WIP & PYD&U	New Works	WIP & PYD&U	Total	New Works	WIP & PYD&U	New Works	WIP & PYD&U	Total
Children's Youth and Family Support	4,450	9,396	13,846	0	0	4,450	9,396	13,846	10	3,385	10	3,385	3,395
Total Program	4,450	9,396	13,846	0	0	4,450	9,396	13,846	10	3,385	10	3,385	3,395



Department of Disability, Housing and Community Services

The Department of Disability, Housing and Community Services (DDHCS) has recorded \$1.592m in expenditure during the first quarter, representing 11% of revised available funds for expenditure of \$14.791m.

The majority of expenditure took place on the construction of the new Community Hall in Palmerston (\$0.623m), and Extra Community Space in the New Griffin Centre (\$0.969m).

Figure 8:

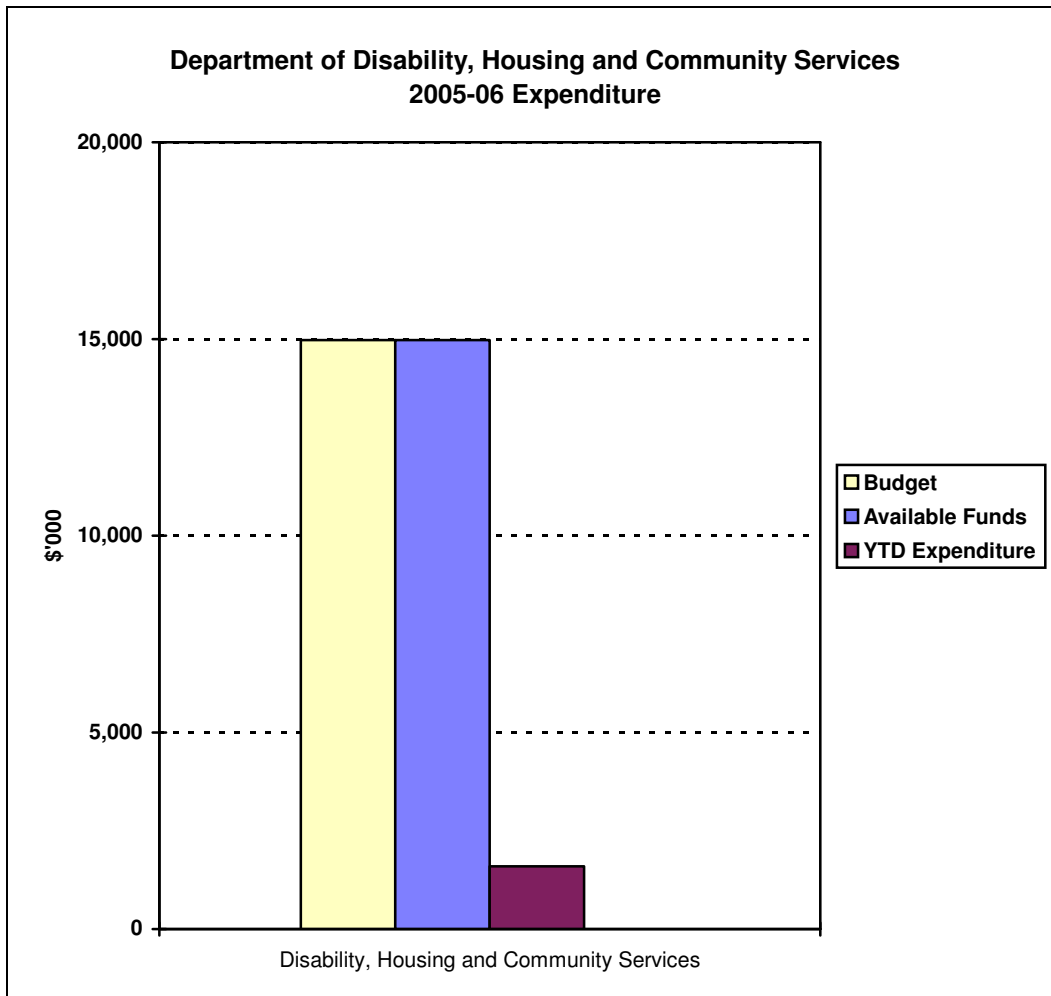




Table 9 DEPARTMENT OF DISABILITY, HOUSING AND COMMUNITY SERVICES CAPITAL WORKS EXPENDITURE 2005-06

Department of Disability, Housing and Community Services													
Portfolio Unit	Original Budget 2005-06 \$'000			Variations 2005-06 \$'000		Total Funds Available (Revised Position) \$'000			2005-06 Actual Expenditure				
	New Works	WIP & PYD&U	Total	New Works	WIP & PYD&U	New Works	WIP & PYD&U	Total	September Qtr \$'000		Year to Date \$'000		
									New Works	WIP & PYD&U	New Works	WIP & PYD&U	Total
Department of Disability, Housing and Community Services	4,082	10,709	14,791	0	0	4,082	10,709	14,791	0	1,592	0	1,592	1,592
Total Program	4,082	10,709	14,791	0	0	4,082	10,709	14,791	0	1,592	0	1,592	1,592



Legislative Assembly

The Legislative Assembly recorded nil expenditure in the first quarter. Total available funds for the Assembly in 2005-06 are \$0.988m, including \$0.200m in new capital upgrade funding and \$0.654m rolled over from 2004-05 for minor works including a Redesigned Public Entrance and Additional Security Measures.

Figure 9:

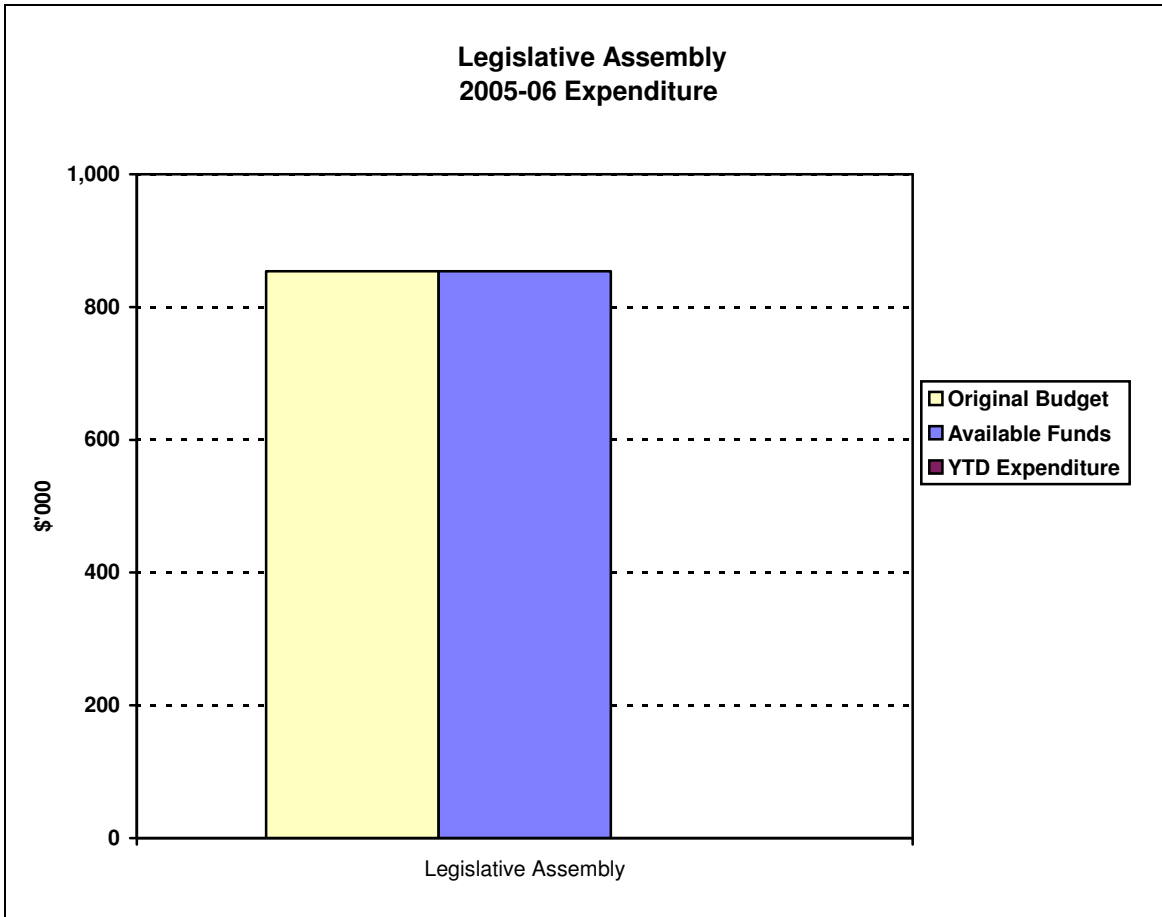




Table 10 LEGISLATIVE ASSEMBLY CAPITAL WORKS EXPENDITURE 2005-06

Portfolio Unit	Legislative Assembly												
	Original Budget 2005-06 \$'000			Variations 2005-06 \$'000		Total Funds Available (Revised Position) \$'000			2005-06 Actual Expenditure				
	New Works	WIP & PYD&U	Total	New Works	WIP & PYD&U	New Works	WIP & PYD&U	Total	September Qtr \$'000		Year to Date \$'000		
									New Works	WIP & PYD&U	New Works	WIP & PYD&U	Total
Capital Upgrades	200	654	854	0	0	200	654	854	0	0	0	0	0
Total Program	200	654	854	0	0	200	654	854	0	0	0	0	0



Canberra Institute of Technology

The Canberra Institute of Technology (CIT) recorded \$0.224m in expenditure during the first quarter of 2005-06, representing 11% of the total available funds of \$2.000m.

The majority of expenditure was in capital upgrade works at the Bruce campus (\$0.165m).

Figure 10:

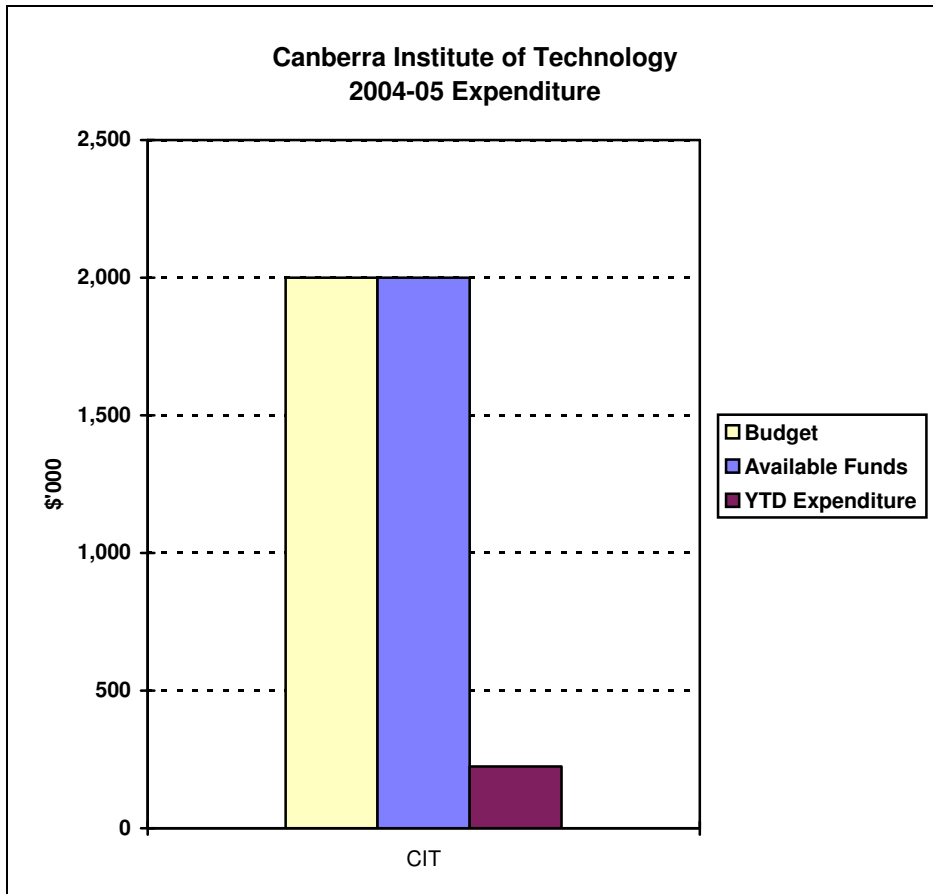




Table 11 CANBERRA INSTITUTE OF TECHNOLOGY CAPITAL WORKS EXPENDITURE 2005-06

Canberra Institute of Technology													
Portfolio Unit	Original Budget 2005-06 \$'000			Variations 2005-06 \$'000		Total Funds Available (Revised Position) \$'000			2005-06 Actual Expenditure \$'000				
	New Works	WIP & PYD&U	Total	New Works	WIP & PYD&U	New Works	WIP & PYD&U	Total	September Qtr		Year to Date		
									New Works	WIP & PYD&U	New Works	WIP & PYD&U	Total
Canberra Institute of Technology	2,000	0	2,000	0	0	2,000	0	2,000	224	0	224	0	224
Total Program	2,000	0	2,000	0	0	2,000	0	2,000	224	0	224	0	224



ATTACHMENT A

Agency Specific Project Data

**DEPARTMENT OF URBAN SERVICES 2005-06 CAPITAL WORKS PROGRAM
SEPTEMBER QUARTER REPORT**

Project	Proposed Completion Date	Revised Project Value \$'000	Prior Years		2005-06		YTD Exp \$'000	Total Expenditure to Date \$'000	Outstanding Authorisation \$'000
			Expend \$'000	Financing \$'000	Approved Financing \$'000	Revised Financing \$'000			
NEW WORKS									
ACT NoWaste									
Mugga Waste Cell Stage 3		4,300	0	0	2,500	2,500	0	0	4,300
		4,300	0	0	2,500	2,500	0	0	4,300
Roads to Recovery									
Boboyan Road		0	0	0	2,000	0	0	0	0
Sutton Road Upgrade Stage 2		0	0	0	200	0	0	0	0
Tharwa Drive Upgrade Stage 1		0	0	0	0	0	0	0	0
		0	0	0	2,200	0	0	0	0
Property									
Callam Offices Upgrade		1,500	0	0	1,200	1,200	0	0	1,500
		1,500	0	0	1,200	1,200	0	0	1,500
Canberra Urban Parks and Places									
Phillip Oval Refurbishment		1,700	0	0	1,700	1,700	0	0	1,700
		1,700	0	0	1,700	1,700	0	0	1,700
City Services									
Replacement of Aged Equipment in Capital Linen Service		1,300	0	0	1,300	1,300	23	23	1,277
		1,300	0	0	1,300	1,300	23	23	1,277
Capital Upgrades									
Roads and Bridges		2,600	0	0	2,600	2,600	753	753	1,847
Sustainable Transport		700	0	0	700	700	107	107	593
Neighbourhood Improvements		1,500	0	0	1,500	1,500	691	691	809
CUPP - Precinct Refurbishment Program		800	0	0	800	800	99	99	701
CUPP - Urban Open Space		1,300	0	0	1,300	1,300	0	0	1,300
Public Transport		250	0	0	250	250	25	25	225
Sport and Recreation Facilities		1,150	0	0	1,150	1,150	120	120	1,030
Libraries		700	0	0	700	700	0	0	700
Property		800	0	0	800	800	254	254	546
		9,800	0	0	9,800	9,800	2,049	2,049	7,751
Total New Works		18,600	0	0	18,700	16,500	2,072	2,072	16,528
WORKS IN PROGRESS (WIP)									
Roads ACT									
Pialligo Avenue upgrade (Morshead Drive to the Airport)	Jun-06	500	144	144	4,856	356	48	192	308
Heavy Vehicle Routes Bridges Upgrading Stage 5	Sep-05	1,500	903	903	597	597	597	1,500	0
<i>Forward Design</i>									
Majura Parkway Forward Design	Sep-06	1,000	400	400	1,100	600	58	458	542
		3,000	1,447	1,447	6,553	1,553	703	2,150	850
Property									
North Building	Dec-05	642	127	128	514	515	0	127	515
MNW - Grant Cameron Community Centre	Sep-05	300	180	215	85	120	0	180	120
Moore Street Health Building Level 5 Refurbishment	Jun-06	845	467	445	400	378	46	513	332
		1,787	774	788	999	1,013	46	820	967
Canberra Urban Parks and Places									
Pest willow removal along Molonglo River	Dec-05	150	80	80	70	70	0	80	70
		150	80	80	70	70	0	80	70
Public Transport									
<i>Forward Design</i>									
Woden Master Plan - Relocation of Bus Interchange	Sep-05	400	191	200	200	209	82	273	127
<i>Financial and Economic Business Case</i>									
Real Time Information System at Bus Interchanges	Sep-05	100	40	100	0	60	16	56	44
		500	231	300	200	269	98	329	171
City Services									
International Arboretum	Jun-07	12,000	401	500	4,500	4,599	0	401	11,599
		12,000	401	500	4,500	4,599	0	401	11,599
Land Development Infrastructure									
Amaroo Infrastructure Stage 3	Jul-05	1,500	1,031	1,042	458	469	407	1,438	62
		1,500	1,031	1,042	458	469	407	1,438	62
Traffic Congestion and Road Safety Improvement Program									
Gungahlin Drive Extension (including Caswell Drive and Glenloch Interchange Upgrade)	Jun-08	104,050	15,683	15,683	24,830	32,030	886	16,569	87,481
Fairbairn Avenue Upgrade	Nov-05	9,700	8,179	8,179	1,521	1,521	0	8,179	1,521
		113,750	23,862	23,862	26,351	33,551	886	24,748	89,002
Roads to Recovery Program									
Sutton Road Upgrade (Yass Rd to NSW Border)	Oct-05	5,700	5,563	5,563	137	137	70	5,633	67
		5,700	5,563	5,563	137	137	70	5,633	67
Waste Management									
Hume Resource Recovery Estate		800	579	579	221	221	243	822	-22
Mugga Lane Landfill New Disposal Trench - Stage 2	Oct-05	2,400	1,453	1,453	947	947	243	1,696	704
		3,200	2,032	2,032	1,168	1,168	486	2,518	682
Total Works in Progress		141,587	35,421	35,614	40,436	42,829	2,696	38,117	103,470

**DEPARTMENT OF URBAN SERVICES 2005-06 CAPITAL WORKS PROGRAM
SEPTEMBER QUARTER REPORT**

Project	Proposed Completion Date	Revised Project Value \$'000	Prior Years		2005-06		YTD Exp \$'000	Total Expenditure to Date \$'000	Outstanding Authorisation \$'000
			Expend \$'000	Financing \$'000	Approved Financing \$'000	Revised Financing \$'000			
PRIOR YEARS DEFERRALS AND UNDERSPENDS									
Roads ACT									
Traffic Route Lighting	Aug-05	350	334	350	0	16	0	334	16
Neighbourhood Improvements	Aug-05	650	609	650	0	41	41	650	0
Community Paths - Rehabilitation	Sep-05	700	616	631	69	84	84	700	0
Armour cable replacement	Jun-05	250	201	201	49	49	0	201	49
Traffic Lights Upgrades	Oct-05	250	134	134	116	116	0	134	116
Road Safety Improvements	Oct-05	300	228	300	0	72	72	300	0
Residential Street improvements	Jul-05	500	446	500	0	54	54	500	0
Traffic Management at Schools	Aug-05	150	53	53	97	97	94	147	3
Lake Burley Griffin water quality enhancement	Aug-05	80	41	80	0	39	5	46	34
Kings Highway	Jul-05	50	0	0	50	50	50	50	0
		3,280	2,662	2,899	381	618	400	3,062	218
ACT NoWaste									
MNW Parkwood Road Recycling Estate Environmental Compliance	Sep-05	120	53	120	0	67	3	56	64
		120	53	120	0	67	3	56	64
Property									
MNW - Yarralumla Nursery - Zero run-off water recycling		220	63	120	100	157	0	63	157
		220	63	120	100	157	0	63	157
Libraries and Information Management									
Kippax Library	Aug-05	3,500	2,605	2,605	895	895	0	2,605	895
Belconnen Library Refurbishment - Stage 1	Jul-05	241	155	241	0	86	86	241	0
Civic Library Refurbishment	Jul-05	300	294	300	0	6	0	294	6
		4,041	3,054	3,146	895	987	86	3,140	901
Roads to Recovery Program									
On-Road Cycling Facilities (Woden Valley)	Jul-05	650	616	650	0	34	0	616	34
		650	616	650	0	34	0	616	34
Land Development Infrastructure									
Gungaharra Creek Stormwater Infrastructure Stage 1	Oct-05	1,000	561	590	410	439	0	561	439
Forde/Bonner Infrastructure	Oct-05	200	186	200	0	14	0	186	14
Flemington Road Retardation Basin	Sep-05	170	133	170	0	37	0	133	37
Lawson Infrastructure Stage 1 (Design)	Aug-05	220	203	220	0	17	0	203	17
		1,590	1,083	1,180	410	507	0	1,083	507
Traffic Congestion and Road Safety Improvement Program									
Horsepark Dr (Gundaroo Dr / Federal Highway) (physically completed)	Feb-04	10,230	10,054	10,230	0	176	0	10,054	176
		10,230	10,054	10,230	0	176	0	10,054	176
Public Transport									
Belconnen Town Centre Bus Interchange	Dec-05	60	34	60	0	26	0	34	26
Ellenborough St Bus Layby	Jul-05	150	130	150	0	20	20	150	0
		210	164	210	0	46	20	184	26
Total PYD&U		20,341	17,749	18,555	1,786	2,592	509	18,258	2,083
Total WIP & PYD&U		161,928	53,169	54,169	42,222	45,422	3,205	56,374	105,553
TOTAL FUNDING FOR 2005-06		180,528	53,169	54,169	60,922	61,922	5,277	58,446	122,081

**ACTPLA 2005-06 CAPITAL WORKS PROGRAM
SEPTEMBER QUARTER REPORT**

Project	Proposed Completion Date	Revised Project Value \$'000	Prior Years		2005-06		YTD Exp \$'000	Total Expenditure to Date \$'000	Outstanding Authorisation \$'000
			Expend \$'000	Financing \$'000	Approved Financing \$'000	Forecast Expenditure \$'000			
NEW WORKS									
Land Release									
Forward Design									
Crace Infrastructure	Jun-06	200	0	0	200	200	0	0	200
Harrison Primary School Access Road	May-06	100	0	0	100	100	0	0	100
Feasibility									
Western Broadacre Major Infrastructure	Jun-06	300	0	0	300	300	0	0	300
		600	0	0	600	600	0	0	600
Canberra Central									
City West Infrastructure Stage 1- Childers Street Precinct									
City West Infrastructure Stage 1- Childers Street Precinct	Nov-06	6,000	0	0	6,000	2,500	0	0	6,000
Replacement and New Signage for City	Jun-06	700	0	0	700	700	0	0	700
Feasibility									
City Hill, Constitution and Edinburgh Avenues and Lake Burley Griffin Connections	Jun-06	500	0	0	500	500	0	0	500
		7,200	0	0	7,200	3,700	0	0	7,200
Trunk Infrastructure Development - Augmentation									
Gundaroo Drive Water Main									
Gundaroo Drive Water Main	Aug-06	1,800	0	0	1,500	1,500	0	0	1,800
		1,800	0	0	1,500	1,500	0	0	1,800
Sustainable Transport									
Cycle Paths									
Cycle Paths	Jun-06	500	0	0	500	500	0	0	500
Real Time Information									
Real Time Information	Dec-06	6,760	0	0	3,224	3,224	0	0	6,760
		7,260	0	0	3,724	3,724	0	0	7,260
Capital Upgrades									
	Jun-06	300	0	0	300	300	0	0	300
Total New Works		17,160	0	0	13,324	9,824	0	0	17,160
WORKS IN PROGRESS (WIP)									
Land Release									
Belconnen Town Centre Infrastructure - Stage 1. Cohen Street Extension. Lathlain Street to Benjamin Way									
Belconnen Town Centre Infrastructure - Stage 1. Cohen Street Extension. Lathlain Street to Benjamin Way	Apr-07	3,000	118	100	2,900	882	0	118	2,882
Bonner Water Quality Control Pond No 1									
Bonner Water Quality Control Pond No 1	Jun-06	3,000	518	500	2,500	2,482	0	518	2,482
East O'Malley Infrastructure									
East O'Malley Infrastructure	Sep-05	1,900	1,824	1,800	100	76	0	1,824	76
		7,900	2,461	2,400	5,500	3,439	0	2,461	5,439
Trunk Infrastructure Development - Augmentation									
North Watson Access Road and Stormwater Infrastructure									
North Watson Access Road and Stormwater Infrastructure	Sep-05	2,000	1,840	1,800	200	160	0	1,840	160
		2,000	1,840	1,800	200	160	0	1,840	160
Road Transport									
Forward Design									
Sustainable Transport Initiative - Stage 1									
Sustainable Transport Initiative - Stage 1	Jun-07	6,000	1,417	1,500	4,500	3,083	0	1,417	4,583
		6,000	1,417	1,500	4,500	3,083	0	1,417	4,583
Total WIP		15,900	5,718	5,700	10,200	6,682	0	5,718	10,182
PRIOR YEARS DEFERRALS AND UNDERSPENDS									
Land Release									
Horse Park Drive/Forde Access Road Intersections									
Horse Park Drive/Forde Access Road Intersections	Jun-06	1,200	257	250	950	943	0	257	943
Forward Design									
Wells Station Drive Horse Park Drive to Flemington Rd									
Wells Station Drive Horse Park Drive to Flemington Rd	May-05	200	195	200	0	5	0	195	5
Woden Town Centre Car Parking Structure									
Woden Town Centre Car Parking Structure	Jun-05	200	168	200	0	32	0	168	32
Wells Station Drive Hoskins Street to Flemington Road									
Wells Station Drive Hoskins Street to Flemington Road	May-05	200	105	200	0	95	0	105	95
Minor Works									
Minor Works									
Minor Works	Jun-05	300	297	300	0	3	0	297	3
		2,100	1,022	1,150	950	1,078	0	1,022	1,078
Public Realm									
Forward Design									
City West Infrastructure Stage 1 - Childers Street Upgrade									
City West Infrastructure Stage 1 - Childers Street Upgrade	Jul-05	600	574	600	0	26	0	574	26
		600	574	600	0	26	0	574	26
Trunk Infrastructure Development - Augmentation									
Whitehaven									
Whitehaven	Jun-05	300	280	300	0	20	0	280	20
Financial and Economic Business Case									
Dickson and Lyneham Wetlands									
Dickson and Lyneham Wetlands	Jun-05	100	91	100	0	9	0	91	9
		400	370	400	0	30	0	370	30
Road Transport									
Gungahlin to Civic Corridor - Stage 1: High Occupancy Vehicles (HOV) Priority Measures									
Gungahlin to Civic Corridor - Stage 1: High Occupancy Vehicles (HOV) Priority Measures	Dec-05	900	210	150	750	690	0	210	690
Financial and Economic Business Case									
Gungahlin to Civic Bus Way Stage 2									
Gungahlin to Civic Bus Way Stage 2	Sep-05	80	53	80	0	27	27	80	0
		980	263	230	750	717	27	290	690
Total PYD&U		4,080	2,231	2,380	1,700	1,849	27	2,258	1,822
TOTAL FUNDING FOR 2005-06		37,140	7,948	8,080	25,224	18,356	27	7,975	29,165

DEPARTMENT OF JUSTICE AND COMMUNITY SAFETY 2005-06 CAPITAL WORKS PROGRAM
SEPTEMBER QUARTER REPORT

Project	Proposed Completion Date	Revised Project Value \$'000	Prior Years		2005-06		YTD Exp \$'000	Total Expenditure to Date \$'000	Outstanding Authorisation \$'000
			Expend \$'000	Financing \$'000	Approved Financing \$'000	Forecast Expenditure \$'000			
NEW WORKS									
Departmental									
Accommodation Relocation and Rationalisation	Jun-07	2,670	0	0	2,670	0	0	0	2,670
		2,670	0	0	2,670	0	0	0	2,670
Territorial									
<i>Feasibility</i>									
Belconnen Police Station	Jun-06	200	0	0	200	200	0	0	200
		200	0	0	200	200	0	0	200
Capital Upgrades									
Building Improvements	Jun-06	200	0	0	200	200	0	0	200
OH&S and Safety	Jun-06	450	0	0	450	450	0	0	450
Territorial (AFP)	Jun-06	200	0	0	200	200	0	0	200
		850	0	0	850	850	0	0	850
Total New Works		3,720	0	0	3,720	1,050	0	0	3,720
WORKS IN PROGRESS (WIP)									
Departmental									
Correctional Facility	Oct-07	128,700	2,677	2,937	49,346	13,000	1,222	3,899	124,801
		128,700	2,677	2,937	49,346	13,000	1,222	3,899	124,801
Police									
Woden Police Station	Oct-05	7,832	4,030	6,292	1,540	3,802	1,522	5,552	2,280
		7,832	4,030	6,292	1,540	3,802	1,522	5,552	2,280
Total WIP		136,532	6,707	9,229	50,886	16,802	2,744	9,451	127,081
PRIOR YEARS DEFERRALS AND UNDERSPENDS									
Legal and Justice Services									
MNW - Courtroom Equipment Replacement	Jun-06	150	3	150	0	147	0	3	147
		150	3	150	0	147	0	3	147
Total PYD&U		150	3	150	0	147	0	3	147
Total WIP & PYD&U		136,682	6,710	9,379	50,886	16,949	2,744	9,454	127,228
TOTAL FUNDING FOR 2005-06		140,402	6,710	9,379	54,606	17,999	2,744	9,454	130,948

**EMERGENCY SERVICES AUTHORITY 2005-06 CAPITAL WORKS PROGRAM
SEPTEMBER QUARTER REPORT**

Project	Proposed Completion Date	Revised Project Value \$'000	Prior Years		2005-06		YTD Exp \$'000	Total Expenditure to Date \$'000	Outstanding Authorisation \$'000
			Expend \$'000	Financing \$'000	Approved Financing \$'000	Forecast Expenditure \$'000			
<u>NEW WORKS</u>									
<u>Emergency Services</u>									
<i>Feasibility</i>									
Belconnen Fire and Ambulance Station	Jun-06	60	0	0	60	60	0	0	60
		60	0	0	60	60	0	0	60
<u>Capital Upgrades</u>									
Building Improvements	Jun-06	200	0	0	200	200	4	4	196
OH&S and Safety	Jun-06	50	0	0	50	50	8	8	42
		250	0	0	250	250	12	12	238
Total New Works		310	0	0	310	310	12	12	298
<u>WORKS IN PROGRESS (WIP)</u>									
<u>Emergency Services</u>									
<i>Forward Design</i>									
Emergency Services Bureau Headquarters and Training Centre	Jun-06	900	0	0	954	954	0	0	900
Total WIP		900	0	0	954	954	0	0	900
<u>PRIOR YEARS DEFERRALS AND UNDERSPENDS</u>									
<u>Emergency Services</u>									
Joint Emergency Services Training Centre	Jun-06	512	243	458	0	215	0	243	269
<i>Minor New Works</i>									
MNW - Redundant Fuel Tank Removal Stage 1	Mar-06	115	1	115	0	114	0	1	114
MNW - Dickson Stage 2	Jul-05	75	73	75	0	2	2	75	0
MNW - Security Upgrade Various Stations	Jun-05	50	46	50	0	4	4	50	0
NMW - Kambah Fire Station CFU Training Area	Aug-05	30	11	30	0	19	0	11	19
Total PYD&U		782	374	728	0	354	6	380	402
Total WIP & PYD&U		1,682	374	728	954	1,308	6	380	1,302
TOTAL FUNDING FOR 2005-06		1,992	374	728	1,264	1,618	18	392	1,600

**ACT HEALTH 2005-06 CAPITAL WORKS PROGRAM
SEPTEMBER QUARTER REPORT**

Project	Proposed Completion Date	Revised Project Value \$'000	Prior Years		2005-06		YTD Exp \$'000	Total Expenditure to Date \$'000	Outstanding Authorisation \$'000
			Expend \$'000	Financing \$'000	Approved Financing \$'000	Forecast Expenditure \$'000			
NEW WORKS									
Departmental									
Refurbish Roof of Old Analytical Lab Building - Holder		1,000	0	0	1,000	1,000	0	0	1,000
<i>Design</i>									
Karralika Development Options		400	0	0	400	400	47	47	353
		1,400	0	0	1,400	1,400	47	47	1,353
Mental Health									
<i>Feasibility</i>									
Masterplanning of Mental and Community Health Facilities		300	0	0	300	300	0	0	300
		300	0	0	300	300	0	0	300
The Canberra Hospital									
Medical Records Relocation TCH		3,380	0	0	1,000	1,000	0	0	3,380
Fire Systems Upgrade (Phase 1) TCH		2,600	0	0	1,000	1,000	22	22	2,578
<i>Feasibility</i>									
Building 1 Tower/Ambulatory Care/Hot Floor Medical Records Relocation TCH		500	0	0	500	500	0	0	500
Helipad Relocation/Multi-Storey Car Park TCH		310	0	0	310	310	0	0	310
Traffic and Parking Review TCH		70	0	0	70	70	10	10	60
		6,860	0	0	2,880	2,880	32	32	6,828
Calvary Hospital									
Fire Safety Upgrade Calvary		1,000	0	0	1,000	1,000	0	0	1,000
Calvary Hospital Sterilising Facility (Incl. TCH Equipment)		1,775	0	0	1,200	1,200	0	0	1,775
		2,775	0	0	2,200	2,200	0	0	2,775
Capital Upgrades									
<i>Departmental</i>									
Building Refurbishment and Upgrades		1,210	0	0	1,210	1,210	0	0	1,210
Electrical, Lift and Major Plant Upgrades		580	0	0	580	580	0	0	580
Environment and Safety		500	0	0	500	500	0	0	500
OH&S and Access		320	0	0	320	320	0	0	320
<i>Territorial</i>									
Building Refurbishment and Upgrades		940	0	0	940	940	0	0	940
Electrical, Lift and Major Plant Upgrades		300	0	0	300	300	0	0	300
		3,850	0	0	3,850	3,850	0	0	3,850
Total New Works		15,185	0	0	10,630	10,630	79	79	15,106
WORKS IN PROGRESS (WIP)									
Departmental									
Howard Florey Holder Building	Feb-06	417	0	0	417	417	438	438	-21
		417	0	0	417	417	438	438	-21
The Canberra Hospital									
Refurbish Paediatrics	Aug-05	4,050	3,753	3,593	457	297	96	3,849	201
Building 10 Lifts and Dumb Waiter Upgrade	Oct-05	650	277	280	370	373	0	277	373
Orthopaedic Theatre Refurbishment	Jan-06	470	75	80	390	395	9	84	386
Anatomical Pathology Laboratory Refurbishment	Aug-05	450	0	150	300	450	0	0	450
Imaging Department Reception and work area refurbishment	Aug-05	375	85	85	290	290	13	98	277
Canberra Medical School	Jan-06	12,100	2,671	2,700	9,400	9,429	1,294	3,965	8,135
		18,095	6,861	6,888	11,207	11,234	1,412	8,273	9,822
Calvary Public Hospital									
Sub/Non-Acute Inpatient Services Phase 1	Dec-06	5,150	321	830	4,320	4,829	0	321	4,829
Canberra Medical School	Feb-06	1,750	67	250	1,500	1,683	0	67	1,683
Sub/Non-Acute Inpatient Services Phase 2	Dec-06	4,600	0	0	2,420	2,420	0	0	4,600
Plant & Building Upgrade	Jun-06	4,192	673	500	3,692	3,519	83	756	3,436
Electrical & Lift Upgrade	Sep-05	2,678	2,356	2,178	500	322	322	2,678	0
Improvements to Security and Access Control	Jun-04	460	352	410	50	108	117	469	-9
		18,830	3,769	4,168	12,482	12,881	522	4,291	14,539
Total WIP		37,342	10,630	11,056	24,106	24,532	2,372	13,002	24,340

**ACT HEALTH 2005-06 CAPITAL WORKS PROGRAM
SEPTEMBER QUARTER REPORT**

Project	Proposed Completion Date	Revised Project Value \$'000	Prior Years		2005-06		YTD Exp \$'000	Total Expenditure to Date \$'000	Outstanding Authorisation \$'000
			Expend \$'000	Financing \$'000	Approved Financing \$'000	Forecast Expenditure \$'000			
PRIOR YEARS DEFERRALS AND UNDERSPENDS									
Departmental									
Office Fitout	Jul-05	3,017	1,927	3,017	0	1,090	6	1,933	1,084
Extension of Psychiatric Secure Unit	Jul-05	1,000	790	1,000	0	210	222	1,012	-12
Crisis Assessment & Treatment Team - Feasibility Study	Aug-05	100	0	100	0	100	0	0	100
Karralika Redevelopment <i>Forward Design</i>	N/A	200	124	200	0	76	76	200	0
<i>Financial and Economic Business Case</i>									
Bush Healing Centre	Nov-05	100	85	100	0	15	0	85	15
New Psychiatric Secure Unit	Aug-05	70	0	70	0	70	0	0	70
Adolescent Mental Health Services Infrastructure Plan	Aug-05	60	50	60	0	10	0	50	10
<i>Minor New Works</i>									
		4,547	2,976	4,547	0	1,571	304	3,280	1,267
Community Health									
<i>Minor New Works</i>									
MNW - TCH - Bldg 7 Opioid Treatment Centre - Safety Measures	Jul-05	85	43	85	0	42	61	104	-19
MNW - Belconnen & Phillip Health Centre - A/c improvements	Sep-05	100	47	100	0	53	0	47	53
		185	90	185	0	95	61	151	34
Calvary Public Hospital									
Restoration of Roof Decking - Hospital Wide	Jun-05	1,915	1,598	1,915	0	317	300	1,898	17
Mental Health Safety Features Upgrade	Jun-05	200	129	200	0	71	5	134	66
<i>Minor New Works</i>									
MNW - Campus Lighting Upgrade	Jun-05	120	6	120	0	114	0	6	114
<i>Forward Design</i>									
Refurbish ICU and CCU		350	48	350	0	302	0	48	302
<i>Feasibility Studies</i>									
<i>Minor New Works</i>									
Refurbishment of staff Cafeteria	May-05	240	219	240	0	21	0	219	21
		2,825	2,000	2,825	0	825	305	2,305	520
Total PYD&U		7,557	5,066	7,557	0	2,491	670	5,736	1,821
Total WIP & PYD&U		44,899	15,696	18,613	24,106	27,023	3,042	18,738	26,161
TOTAL FUNDING FOR 2005-06		60,084	15,696	18,613	34,736	37,653	3,121	18,817	41,267

**CHIEF MINISTER'S DEPARTMENT 2005-06 CAPITAL WORKS PROGRAM
SEPTEMBER QUARTER REPORT**

Project	Proposed Completion Date	Revised Project Value \$'000	Prior Years		2005-06		YTD Exp \$'000	Total Expenditure to Date \$'000	Outstanding Authorisation \$'000
			Expend \$'000	Financing \$'000	Approved Financing \$'000	Forecast Expenditure \$'000			
<u>NEW WORKS</u>									
<u>Departmental</u>									
ACT Veteran's Memorial	Mar-06	250	0	0	250	250	1	1	249
Bushfire Memorial	Jan-06	220	0	0	220	220	0	0	220
Stromlo Forest Park <i>Feasibility</i>	Jun-09	6,000	0	0	1,700	1,700	259	259	5,741
ACT Government Office Building	Jun-05	250	0	0	250	250	0	0	250
		6,720	0	0	2,420	2,420	260	260	6,460
<u>Environment</u>									
Groundwater Bores	Jun-06	160	0	0	160	160	1	1	159
		160	0	0	160	160	1	1	159
<u>Arts</u>									
Public Art <i>Tender Ready/Forward Design</i>	Jun-07	1,000	0	0	500	500	0	0	1,000
Belconnen Arts Centre (Incl. Lake Ginninderra Foreshore)	Jun-06	500	0	0	500	500	0	0	500
City West Performing Arts Facility and Choreographic Centre	Jun-06	150	0	0	150	150	0	0	150
		1,650	0	0	1,150	1,150	0	0	1,650
<u>Capital Upgrades</u>									
<i>Environment and Arts</i>		750	0	0	750	750	5	5	745
<i>Cultural Facilities Corporation</i>		800	0	0	800	800	27	27	773
		1,550	0	0	1,550	1,550	32	32	1,518
Total New Works		10,080	0	0	5,280	5,280	293	293	9,787
<u>WORKS IN PROGRESS (WIP)</u>									
<u>Departmental</u>									
ACT Dragway	Jun-06	8,000	12	7	7,993	7,988	60	72	7,928
		8,000	12	7	7,993	7,988	60	72	7,928
<u>Environment ACT</u>									
Restoring and enhancing Tidbinbilla Nature reserve - Non Urban Study - Stage 2	Dec-06	2,000	205	900	1,100	1,795	80	285	1,715
Tree Top Walk - Stage 1 <i>Minor New Works</i>	Jun-06	150	5	15	135	145	0	5	145
Heritage Signage	Jun-06	350	36	50	300	314	47	83	267
		2,500	246	965	1,535	2,254	127	373	2,127
<u>Arts</u>									
Glassworks Final Stage (Kingston Powerhouse) <i>Site Selection and Forward Design</i>	Mar-06	7,075	463	270	6,805	6,612	22	485	6,590
Belconnen Arts Centre	Jun-06	200	39	35	165	161	0	39	161
		7,275	502	305	6,970	6,773	22	524	6,751
<u>Cultural Facilities Corporation</u>									
Civic Library and Link Project - to completion	Aug-06	15,407	3,327	4,650	10,757	12,080	791	4,118	11,289
		15,407	3,327	4,650	10,757	12,080	791	4,118	11,289
Total WIP		33,182	4,087	5,927	27,255	29,095	1,000	5,087	28,095
<u>PRIOR YEARS DEFERRALS AND UNDERSPENDS</u>									
<u>Chief Ministers</u>									
Work-Based Child Care Centres	Jun-05	100	54	100	0	46	0	54	46
ACT Veteran's Memorial	Aug-06	50	1	50	0	49	0	1	49
ATSI Cultural Centre	Jun-08	2,025	564	2,025	0	1,461	22	586	1,439
		2,175	619	2,175	0	1,556	22	641	1,534
<u>Environment ACT</u>									
Building Energy Efficiency Upgrade Program - Stage 1	Nov-05	150	0	150	0	150	0	0	150
Murrumbidgee River Natural and Heritage Trail from Angle Crossing in the south to Uriarra in the North	Jul-05	250	226	250	0	24	24	250	0
Bushfire Recovery - Establish and Enhance Walking Tracks <i>Minor New Works</i>	Jul-05	250	247	250	0	3	0	247	3
MNW - Exotic Weed Control	Jul-05	250	235	250	0	15	0	235	15
MNW - Sustainable Catchment	Jul-05	150	148	150	0	2	0	148	2
Minor New Works	Jun-04	493	467	493	0	26	0	467	26
MNW - Gudgenby Conservation Works and Visitor Infrastructure	Jan-04	80	73	80	0	7	0	73	7
		1,623	1,396	1,623	0	227	24	1,420	203
<u>Arts ACT</u>									
Manuka Arts Centre Refurbishment Stage 2 <i>Minor New Works</i>	Dec-04	250	230	250	0	20	0	230	20
MNW - Public Art Program	Jun-06	250	10	250	0	240	1	11	239
Public Art - Acton Peninsula	Dec-04	50	5	50	0	45	0	5	45
Private Sector Partnerships - Incentives	Dec-04	40	20	40	0	20	0	20	20
		590	265	590	0	325	1	266	324
Total PYD&U and WIP		37,570	6,367	10,315	27,255	31,203	1,047	7,414	30,156
TOTAL FUNDING FOR 2005-06		47,650	6,367	10,315	32,535	36,483	1,340	7,707	39,943

**DEPARTMENT OF TREASURY 2005-06 CAPITAL WORKS PROGRAM
SEPTEMBER QUARTER REPORT**

Project	Proposed Completion Date	Revised Project Value \$'000	Prior Years		2005-06		YTD Exp \$'000	Total Expend to Date \$'000	Outstanding Authorisation \$'000
			Expend \$'000	Financing \$'000	Approved Financing \$'000	Forecast Expenditure \$'000			
<u>NEW WORKS</u>									
<u>InTACT</u>									
Data Centre Refurbishment	Jun-06	2,975	0	0	1,782	1,782	0	0	2,975
Extension of Private Data Network to Hume	Dec-05	1,530	0	0	1,530	1,530	0	0	1,530
		4,505	0	0	3,312	3,312	0	0	4,505
<u>Capital Upgrades</u>									
Exhibition Park in Canberra	Jun-06	450	0	0	450	450	127	127	323
		450	0	0	450	450	127	127	323
Total New Works		4,955	0	0	3,762	3,762	127	127	4,828
<u>WORKS IN PROGRESS (WIP)</u>									
<u>Treasury</u>									
Sustainable Infrastructure		4,000	0	1,500	2,500	4,000	0	0	4,000
Total WIP		4,000	0	1,500	2,500	4,000	0	0	4,000
<u>PRIOR YEARS DEFERRALS AND UNDERSPENDS</u>									
<u>Land Development Agency</u>									
Fyshwick Collie St Stormwater Augmentation	Jun-03	570	559	570	0	11	0	559	11
		570	559	570	0	11	0	559	11
Total PYD&U		570	559	570	0	11	0	559	11
TOTAL FUNDING FOR 2005-06		9,525	559	2,070	6,262	7,773	127	686	8,839

**DEPARTMENT OF ECONOMIC DEVELOPMENT 2005-06 CAPITAL WORKS PROGRAM
SEPTEMBER QUARTER REPORT**

Project	Proposed Completion Date	Revised Project Value \$'000	Prior Years		2005-06		YTD Exp \$'000	Total Expenditure to Date \$'000	Outstanding Authorisation \$'000
			Expend \$'000	Financing \$'000	Approved Financing \$'000	Forecast Expenditure \$'000			
<u>NEW WORKS</u>									
<u>Departmental</u>									
Albert Hall Upgrade	Jun-06	40	0	0	40	40	6	6	34
		40	0	0	40	40	6	6	34
<u>Sport and Recreation ACT</u>									
Lyneham Sports Precinct - Stage 1		200	0	0	200	200	0	0	200
		200	0	0	200	200	0	0	200
<u>WORKS IN PROGRESS (WIP)</u>									
<u>Departmental</u>									
Convention & Exhibition Facilities	Jun-07	40,000	54	170	29,830	843	0	54	39,946
Manuka Oval - Boundary Fence/New Southern Entrance	Sep-05	715	441	405	310	274	0	441	274
Manuka Oval - Weather Protection	Sep-05	1,065	655	555	510	410	0	655	410
		41,780	1,150	1,130	30,650	1,527	0	1,150	40,630
<u>PRIOR YEARS DEFERRALS AND UNDERSPENDS</u>									
<u>ACT Tourism</u>									
Permanent Site for Floriade	Apr-06	85	25	85	0	60	0	25	60
		85	25	85	0	60	0	25	60
TOTAL FUNDING FOR 2005-06		42,105	1,175	1,215	30,890	1,827	6	1,181	40,924

**DEPARTMENT OF EDUCATION AND TRAINING 2005-06 CAPITAL WORKS PROGRAM
SEPTEMBER QUARTER REPORT**

Project	Proposed Completion Date	Revised Project Value \$'000	Prior Years		Approved Financing \$'000	2005-06		YTD Exp \$'000	Total Expend to Date \$'000	Outstanding Authorisation \$'000
			Expend \$'000	Financing \$'000		Total Available for Expenditure \$'000	Project Expenditure \$'000			
<u>NEW WORKS</u>										
<u>Education and Community</u>										
New Preschool and Primary School East Gungahlin	Jun-06	1,400	0	0	1,400	1,400	1,400	0	0	1,400
		1,400	0	0	1,400	1,400	1,400	0	0	1,400
<u>Capital Upgrades</u>										
Older School Refurbishments	Jun-06	1,800	0	0	1,800	1,800	1,800	7	7	1,793
Older Preschool Refurbishments	Jun-06	1,300	0	0	1,300	1,300	1,300	6	6	1,294
Student Amenity and Infrastructure	Jun-06	1,200	0	0	1,200	1,200	1,200	3	3	1,197
Specialist Teaching Area Improvements	Jun-06	2,300	0	0	2,300	2,300	2,300	30	30	2,270
Building Services Improvements	Jun-06	1,500	0	0	1,500	1,500	1,500	17	17	1,483
Health and Safety Improvements	Jun-06	1,250	0	0	1,250	1,250	1,250	2	2	1,248
Support for Disabled Persons	Jun-06	1,300	0	0	1,300	1,300	1,300	6	6	1,294
Transportable Classrooms	Jun-06	400	0	0	400	400	400	0	0	400
		11,050	0	0	11,050	11,050	11,050	71	71	10,979
Total New Works		12,450	0	0	12,450	12,450	12,450	71	71	12,379
<u>WORKS IN PROGRESS (WIP)</u>										
<u>Education and Community</u>										
Meirose High School New Gymnasium	Apr-06	2,800	119	900	1,900	2,681	2,681	16	135	2,665
Older Schools Refurbishments	Jun-06	2,500	959	1,500	1,000	1,541	1,541	0	959	1,541
Other Facilities/Upgrades Telopea School Library	Nov-05	1,500	600	600	900	900	900	0	600	900
Safety Facilities Glazing, Roof Safety and Shortfall	Mar-06	1,000	365	700	300	635	635	23	388	612
Safety Facilities Access for the Disabled	Dec-05	900	735	750	150	165	165	0	735	165
Birragai Outdoor Educational Centre	Apr-06	2,100	678	600	1,500	1,422	1,422	0	678	1,422
Forward Design										
Gungahlin East Primary School and Pre School	Jun-06	500	19	0	500	481	481	34	53	447
Total WIP		11,300	3,475	5,050	6,250	7,825	7,825	73	3,548	7,752
<u>PRIOR YEARS DEFERRALS AND UNDERSPENDS</u>										
<u>Education and Community</u>										
Modifications and upgrade - Older schools refurbishment	Nov-05	2,800	2,567	2,800	0	233	233	198	2,765	35
Gungahlin Primary School	Dec-05	10,442	9,964	10,442	0	478	478	18	9,982	460
Gungahlin High School	Jan-06	21,705	21,388	23,485	0	2,097	317	85	21,473	232
New P10 School in West Belconnen (Stage 1)	Jan-08	1,780	0	0	0	0	1,780	14	14	1,766
Provision for Transportable Classrooms Gungahlin	Dec-05	800	683	800	0	117	117	1	684	116
Belconnen High School New Gymnasium	Dec-05	500	95	500	0	405	405	1	96	404
Minor New Works										
MNW - Older Pre School Refurbishments	Oct-05	450	296	450	0	154	154	42	338	112
Total PYD&U		38,477	34,993	38,477	0	3,484	3,484	359	35,352	3,125
Total WIP & PYD&U		49,777	38,468	43,527	6,250	11,309	11,309	432	38,900	10,877
TOTAL FUNDING FOR 2005-06		62,227	38,468	43,527	18,700	23,759	23,759	503	38,971	23,256

**OFFICE FOR CHILDREN, YOUTH AND FAMILY SUPPORT 2005-06 CAPITAL WORKS PROGRAM
SEPTEMBER QUARTER REPORT**

Project	Proposed Completion Date	Revised Project Value \$'000	Prior Years		2005-06		YTD Exp \$'000	Total Expenditure to Date \$'000	Outstanding Authorisation \$'000
			Expend \$'000	Financing \$'000	Approved Financing \$'000	Project Expend \$'000			
<u>NEW WORKS</u>									
Children, Youth and Family Support									
Replacement of Quamby Youth Detention Centre	Jun-08	40,000	0	0	3,500	3,500	10	10	39,990
<i>Feasibility</i>									
Therapeutic Service for Children and Young People	Dec-05	50	0	0	50	50	0	0	50
		40,050	0	0	3,550	3,550	10	10	40,040
Capital Upgrades									
Building Condition	Jun-06	600	0	0	600	600	0	0	600
Safety, Access, OH&S	Jun-06	100	0	0	100	100	0	0	100
Building, Grounds, Access and Safety	Jun-06	200	0	0	200	200	0	0	200
		900	0	0	900	900	0	0	900
Total New Works		40,950	0	0	4,450	4,450	10	10	40,940
<u>WORKS IN PROGRESS (WIP)</u>									
Children's, Youth and Family Services									
Civic Youth Centre	Dec-05	1,625	1,273	1,375	250	352	580	1,853	-228
Weston Creek Child Care Centre	Jun-06	1,650	21	0	1,650	1,629	0	21	1,629
Quamby Upgrade	Jun-06	4,500	1,140	2,800	1,700	3,360	72	1,212	3,288
11 Moore Street Fitout (new)	Dec-05	6,750	2,775	1,800	4,950	3,975	2,666	5,441	1,309
Total WIP		14,525	5,209	5,975	8,550	9,316	3,318	8,527	5,998
<u>PRIOR YEARS DEFERRALS AND UNDERSPENDS</u>									
Children's, Youth and Family Services									
<i>Minor New Works</i>									
MNW - Child Care Centres - Building refurbishment and grounds upgrade	Feb-05	310	290	310	0	20	60	350	-40
MNW - Child Care Centres - Play equipment softfall upgrade	Feb-05	80	49	80	0	31	7	56	24
MNW - Children's, Youth and Family Services	Jun-05	540	511	540	0	29	0	511	29
Total PYD&U		930	850	930	0	80	67	917	13
Total WIP & PYD&U		15,455	6,059	6,905	8,550	9,396	3,385	9,444	6,011
TOTAL FUNDING FOR 2005-06		56,405	6,059	6,905	13,000	13,846	3,395	9,454	46,951

**DISABILITY, HOUSING AND COMMUNITY SERVICES 2005-06 CAPITAL WORKS PROGRAM
SEPTEMBER QUARTER REPORT**

Project	Proposed Completion Date	Revised Project Value \$'000	Prior Years		2005-06		YTD Exp \$'000	Total Expenditure to Date \$'000	Outstanding Authorisation \$'000
			Expend \$'000	Financing \$'000	Approved Financing \$'000	Forecast Expenditure \$'000			
<u>NEW WORKS</u>									
<u>Disability</u>									
Establishment of a Single Therapy Service	Jun-06	1,500	0	0	1,500	1,500	0	0	1,500
Intensive Treatment and Support Facilities for People with Mental Health Issues	Jun-07	1,660	0	0	882	882	0	0	1,660
Homelessness Drop-in Centre	Jun-06	100	0	0	100	100	0	0	100
		3,260	0	0	2,482	2,482	0	0	3,260
<u>ACT Housing</u>									
Energy and Water Efficiency Initiatives	Jun-06	1,000	0	0	1,000	1,000	0	0	1,000
		1,000	0	0	1,000	1,000	0	0	1,000
<u>Capital Upgrades</u>									
Community Facilities	Jun-06	600	0	0	600	600	0	0	600
		600	0	0	600	600	0	0	600
Total New Works		4,860	0	0	4,082	4,082	0	0	4,860
<u>WORKS IN PROGRESS</u>									
Multicultural Centre	Jun-06	2,980	1,239	1,238	2,002	1,741	0	1,239	1,741
Child and Family Centres	Apr-06	6,000	280	520	5,400	5,640	0	280	5,720
Total WIP		8,980	1,519	1,758	7,402	7,381	0	1,519	7,461
<u>PRIOR YEARS DEFERRALS AND UNDERSPENDS</u>									
<u>Departmental</u>									
Construction of new Community Hall in Palmerston	Oct-05	1,000	63	195	805	937	623	686	314
Refurbishment of the Therapy ACT Holder Building	Jun-05	750	650	750	0	100	0	650	100
Intensive Care and Treatment Facility (Mr P)	Jun-05	250	142	250	0	108	0	142	108
MNW - Building Refurbishment & Upgrades	Jun-05	350	313	350	0	37	0	313	37
MNW - OH&S and access and equity upgrades	Jun-05	210	192	210	0	18	0	192	18
Public Art	Jun-05	100	0	100	0	100	0	0	100
<u>Education And Community</u>									
Extra Community Space in New Griffin Centre	Jun-06	3,833	1,025	1,581	1,212	2,028	969	1,994	1,839
Total PYD&U		6,493	2,385	3,436	2,017	3,328	1,592	3,977	2,516
TOTAL FUNDING FOR 2005-06		20,333	3,904	5,194	13,501	14,791	1,592	5,496	14,837

**LEGISLATIVE ASSEMBLY 2005-06 CAPITAL WORKS PROGRAM
SEPTEMBER QUARTER REPORT**

Project	Proposed Completion Date	Revised Project Value \$'000	Prior Years		2005-06		YTD Exp \$'000	Total Expenditure to Date \$'000	Outstanding Authorisation \$'000
			Expend \$'000	Financing \$'000	Approved Financing \$'000	Forecast Expenditure \$'000			
<u>NEW WORKS</u>									
<u>Capital Upgrades</u>									
Building Improvements	Jun-06	100	0	0	100	100	0	0	100
OH&S and Safety	Jun-06	100	0	0	100	100	0	0	100
Total New Works		200	0	0	200	200	0	0	200
<u>WORKS IN PROGRESS (WIP)</u>									
<i>Minor New Works</i>									
MNW - Redesigned Public Entrance	May-06	300	14	0	300	286	0	14	286
MNW - Additional Security Measures	May-06	300	0	0	300	300	0	0	300
Total Wip		600	14	0	600	586	0	14	586
<u>PRIOR YEARS DEFERRALS AND UNDERSPENDS</u>									
<i>Minor New Works</i>									
MNW - Carpet - Second Floor - Ministers Office	May-06	30	0	30	0	30	0	0	30
MNW - Lift No. 1 Ground Floor	May-06	28	0	28	0	28	0	0	28
MNW - Time Clock System	May-06	10	0	10	0	10	0	0	10
Total PYD&U		68	0	68	0	68	0	0	68
TOTAL FUNDING FOR 2005-06		868	14	68	800	854	0	14	854

**CANBERRA INSTITUTE OF TECHNOLOGY 2005-06 CAPITAL WORKS PROGRAM
SEPTEMBER QUARTER REPORT**

Project	Proposed Completion Date	Revised Project Value \$'000	Prior Years		2005-06		YTD Exp \$'000	Total Expend to Date \$'000	Outstanding Authorisation \$'000
			Expend \$'000	Financing \$'000	Approved Financing \$'000	Forecast Expenditure \$'000			
NEW WORKS									
Construct stormwater/irrigation holding ponds, Bruce	Mar-06	200	0	0	200	200	8	8	192
Upgrade landscaping to perimeter of Campus, Reid.	Mar-06	150	0	0	150	150	9	9	141
Extend covered walkways, Fyshwick	Apr-06	80	0	0	80	80	0	0	80
Refurbish A2, Bruce	Feb-06	200	0	0	200	200	10	10	190
Install Photovoltaic Array, Bruce	Dec-05	150	0	0	150	150	110	110	40
Replace ceilings, A Block, Reid Campus	Mar-06	250	0	0	250	250	20	20	230
Replace carpet in B, D & E Blocks, Reid	Jan-06	220	0	0	220	220	5	5	215
Interconnect electricity sub-stations, Bruce Campus	May-06	150	0	0	150	150	12	12	138
Install emergency power supply for essential services,	Apr-06	250	0	0	250	250	25	25	225
Reticulate hot water from co-generation plant, Bruce	Feb-06	150	0	0	150	150	15	15	135
Install sun control louvres to Blocks F & G, Bruce	Jun-06	200	0	0	200	200	10	10	190
<i>Capital Upgrades</i>		2,000	0	0	2,000	2,000	224	224	1,776
TOTAL FUNDING FOR 2005-06		2,000	0	0	2,000	2,000	224	224	1,776



ATTACHMENT B

Alterations to the 2005-06 Program

Alterations to the 2005-06 Program		
Portfolio Business Unit	Description of Alteration	Financial Impact \$'000

DEPARTMENT OF URBAN SERVICES**- Increased Authorisation**

Traffic Congestion and Road Safety Improvement Program	Gungahlin Drive Extension (including Caswell Drive and Glenloch Interchange Upgrade)	7,200
--	--	-------

- Project Savings

Roads to Recovery	Boboyan Road	(2,000)
Roads to Recovery	Sutton Road Upgrade Stage 2	(200)
Roads ACT	Pialligo Avenue upgrade (Morshead Drive to the Airport)	(4,500)
Roads ACT	Majura Parkway Forward Design	(500)

Variation 0

DEPARTMENT OF DISABILITY, HOUSING AND COMMUNITY SERVICES**- Increased Authorisation**

Community Services	Extra Community Space in New Griffin Centre	260
--------------------	---	-----

- Project Savings

Community Services	Multicultural Centre	(260)
--------------------	----------------------	-------

Variation 0

CHIEF MINISTER'S DEPARTMENT**- New Authorisation**

Environment and Arts	Weed control (GPO)	250
----------------------	--------------------	-----

- Project Savings

Environment and Arts	Weed control (Capital Injection)	(250)
----------------------	----------------------------------	-------

Variation 0

EDUCATION AND TRAINING**- New Authorisation**

Education	New P10 School in West Belconnen (Stage 1)	1,780
-----------	--	-------

- Project Savings

Education	Gungahlin High School	(1,780)
-----------	-----------------------	---------

Variation 0



ATTACHMENT C

2005-06 Forecast Underspends

2005-06 FORECAST UNDERSPENDS

Agency	2005-06 Forecast Underspend \$'000
Justice and Community Safety	
Correctional Facility	36,606
Accommodation Relocation and Rationalisation	2,670
Total	39,276
ACT Planning and Land Authority	
City West Infrastructure Stage 1– Childers Street Precinct	3,500
Belconnen Town Centre Infrastructure - Stage 1. Cohen Street Extension. Lathlain Street to Benjamin Way	2,000
Sustainable Transport Initiative - Stage 1	1,500
Total	7,000
Department of Economic Development	
Convention & Exhibition Facilities	29,103
Total	29,103
Total rollovers, variations and projects returned	75,379