

**Australian Capital Territory
2005-06 Capital Works Program
Progress Report**

June Quarter



1. BACKGROUND

This report provides capital works expenditure information for the full 2005-06 financial year, at both business unit and project level by each department.

The information in this report is presented at a whole of Territory level and then disaggregated into separate departmental summaries. A project list for each department is included at **Attachment A**, and significant variations to the program are identified at **Attachments B and C**.

2. PROGRAM SUMMARY – 2005-06 BUDGET AND FULL YEAR VARIATIONS

The original expenditure estimate for the budget-funded capital works program, including \$29.961 million in deferred appropriation from the 2004-05 program was \$292.410 million, as published in the 2005-06 Budget Papers. The revised forecast expenditure for 2005-06 also includes an additional \$20.175 million in unspent funds from prior years and opening balance adjustments of \$1.675 million, increasing the total level of funds available to \$314.260 million.

The estimated expenditure for capital works was \$181.937 million, as published in the 2006-07 Budget Papers. The final expenditure was \$163.141 million, \$18.796 million below the estimated expenditure, primarily due to agencies underspends.

A reconciliation of the 2005-06 capital works budget is shown in Table 1 below. Details of variations, adjustments, rollovers and projects returned to the budget are provided in **Attachments B and C**.

Table 1

<i>2005-06 Original Budget Expenditure</i> ^(a)	<i>\$292.410m</i>
Unspent Appropriation from 2004-05 program	\$20.175m
Add: Roads to Recovery funding	\$2.200m
Less: Adjustments	(\$0.525)m
<i>Sub-Total</i>	
<i>Revised Funds Available for Expenditure</i> ^(b)	<i>\$314.260m</i>
Less: Net Underspends & Saving as identified in the 2006-07 Budget Papers ^(b)	(\$132.323)m
<i>Estimated Expenditure for 2005-06</i>	<i>\$181.937m</i>
Less: Net Underspends and Savings identified post compilation of 2006-07 Budget Papers ^(c)	(\$3.480)m
<i>Total Funds Available for Expenditure 2005-06</i>	<i>\$178.457m</i>

(a) See 2005-06 Budget Paper 3 – Page No. 216.

(b) As identified in 2006-07 Budget Paper 3 - Page No. 122.

(c) Forecast underspends identified by agencies in Attachment C.

3. PROGRAM SUMMARY – AS AT 30 JUNE 2006

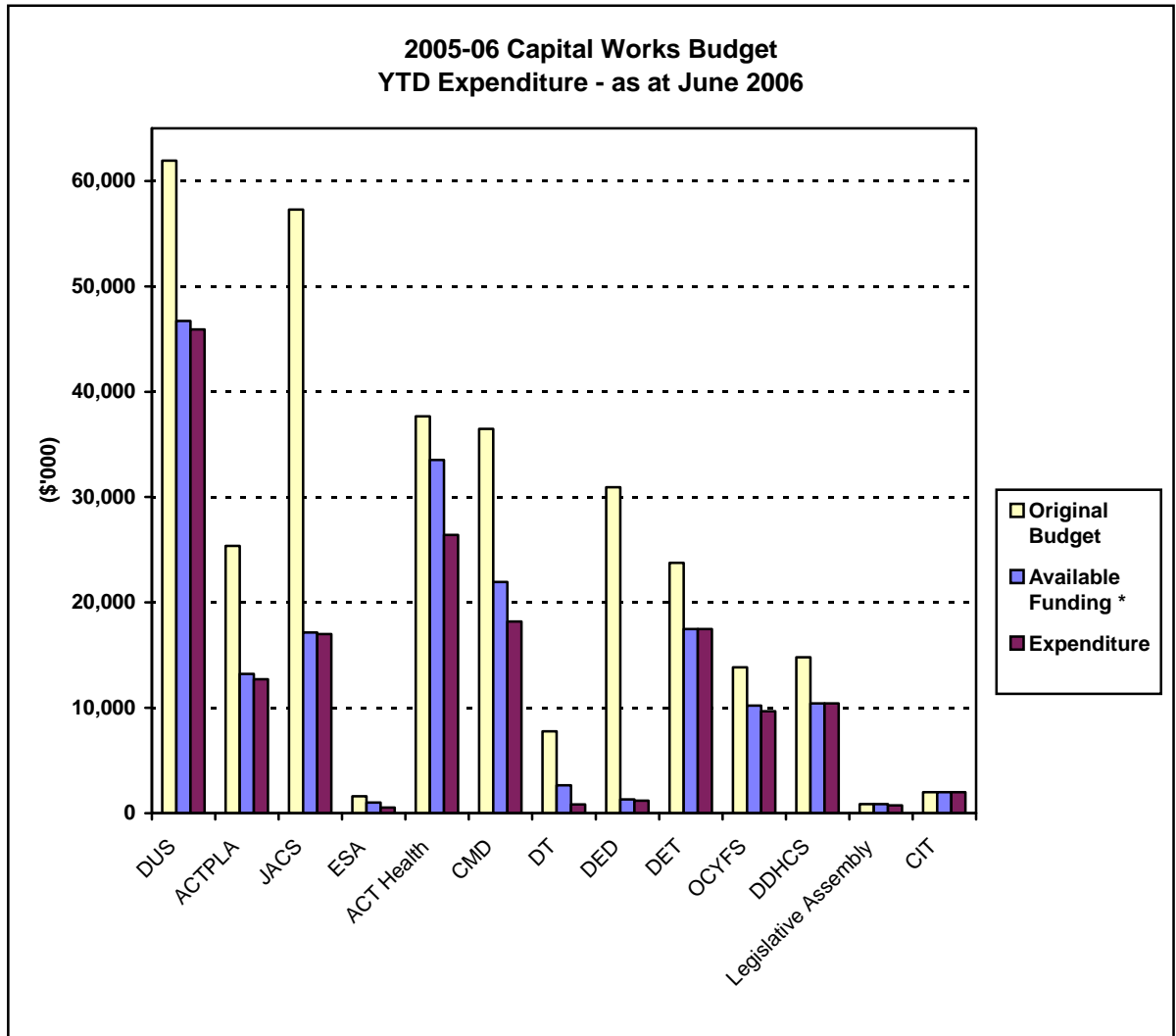
Expenditure on capital works during the June quarter for 2005-06 was \$68.810 million, which brings full year expenditure for 2005-06 to \$163.141 million. This represents the largest expenditure in a financial year, 26 per cent greater than the 2004-05 expenditure. This represents 52 per cent of the original appropriation of \$314.260 million, and 91 per cent of the revised appropriation of \$178.457 million. By comparison, full year expenditure in 2004-05 totalled \$129.028 million, representing 86 per cent of the revised appropriation of \$149.203 million.

The final quarter expenditure on capital works totalling \$68.810 million consisted of:

- New works expenditure of \$29.096 million; and
- Works in progress expenditure of \$39.714 million.

Figure 1 and **Table 2** below provide a further break up of capital works expenditure into new works and works in progress, and also provides comparison against budget by department.

Figure 1:



* Available funding figures represent the revised total including deferrals, unspent funds from previous years and variations.

Table 2: SUMMARY OF CAPITAL WORKS BY DEPARTMENT 2005-06

Capital Works Summary													
Portfolio Unit	Original Budget 2005-06 \$'000			Variations ^(a) 2005-06 \$'000		Total Funds Available ^(b) (Revised Position) \$'000			2005-06 Actual Expenditure				
	New Works ^(d)	WIP & PYD&U ^(c)	Total	New Works	WIP & PYD&U	New Works	WIP & PYD&U	Total	June Qtr \$'000		Year to Date \$'000		
									New Works	WIP & PYD&U	New Works	WIP & PYD&U	Total
Department of Urban Services	18,700	43,221	61,921	-6,495	-8,717	12,205	34,504	46,709	5,119	12,631	11,367	34,532	45,899
ACT Planning and Land Authority	13,324	12,033	25,357	-6,648	-5,501	6,676	6,532	13,208	5,661	3,048	6,619	6,105	12,724
Department of Justice and Community Safety	3,720	53,555	57,275	-2,830	-37,284	890	16,271	17,161	601	3,871	890	16,126	17,016
Emergency Services Authority	310	1,308	1,618	-6	-604	304	704	1,008	156	211	259	273	532
ACT Health	10,630	27,023	37,653	-1,700	-2,435	8,930	24,588	33,518	4,700	5,532	6,045	20,378	26,423
Chief Minister's Department	5,280	31,203	36,483	362	-14,904	5,642	16,299	21,941	4,220	6,497	7,254	10,951	18,205
Department of Treasury	3,762	4,011	7,773	-3,032	-2,085	730	1,926	2,656	81	0	814	11	825
Department of Economic Development	240	30,690	30,930	-131	-29,493	109	1,197	1,306	43	578	49	1,142	1,191
Department of Education and Training	12,450	11,309	23,759	-1,609	-4,678	10,841	6,631	17,472	5,682	841	10,841	6,631	17,472
Office for Children, Youth and Family Support	4,450	9,396	13,846	-2,847	-786	1,603	8,610	10,213	1,147	1,250	1,417	8,274	9,691
Department of Disability, Housing and Community Services	4,082	10,709	14,791	-1,287	-3,093	2,795	7,616	10,411	1,079	4,601	2,545	7,864	10,409
Legislative Assembly	200	654	854	0	0	200	654	854	100	654	100	654	754
Canberra Institute of Technology	2,000	0	2,000	0	0	2,000	0	2,000	507	0	2,000	0	2,000
Total Program	79,148	235,112	314,260	-26,223	-109,580	52,925	125,532	178,457	29,096	39,714	50,200	112,941	163,141

(a) This includes appropriation variations that occur during the year, to address potential underspends within the program (project specific detail provided at Attachment B), and forecast underspends identified by agencies during the year (detail provided at Attachment C).

(b) Total funds available equals the original Budget adjusted for any variations and forecast underspends.

(c) WIP and PYD&U represents Works In Progress and Prior Year Deferrals and Underspends.

(d) Differs from the figure of \$77.448m from 2005-06 BP3 Page No. 216 as part of the new 2005-06 appropriation was approved for existing projects and thus has been treated as WIP.

4. AGENCY SUMMARIES – AS AT 30 JUNE 2006

The following summaries highlight the expenditure incurred by each Department by specific business units. Further project specific detail for each agency is provided at **Attachment A**.

Department of Urban Services

The Department of Urban Services recorded \$17.750 million in expenditure during the June quarter, bringing year to date expenditure to \$45.899 million. This represents 98 per cent of the revised funds available for expenditure, after variations and forecast underspends, of \$46.709 million.

Projects completed during the June quarter include all the capital upgrades, listed below:

- Roads and Bridges;
- Sustainable Transport;
- Neighbourhood Improvements;
- CUPP – Precinct Refurbishment Program;
- CUPP – Urban Open Space;
- Public Transport;
- Sport and Recreation Facilities;
- Libraries; and
- Property.

The majority of expenditure during the final quarter has taken place on the following projects:

- Gungahlin Drive Extension (\$10.270 million);
- Capital upgrades including roads and bridges, sport and recreation facilities and neighbourhood improvements (\$4.272 million);
- Horsepark Drive (\$1.318 million); and
- Property, including North Building, MNW Grant Cameron Community Centre and Moore Street Health Building Level 5 Refurbishment (\$0.431 million).

Figure 2:

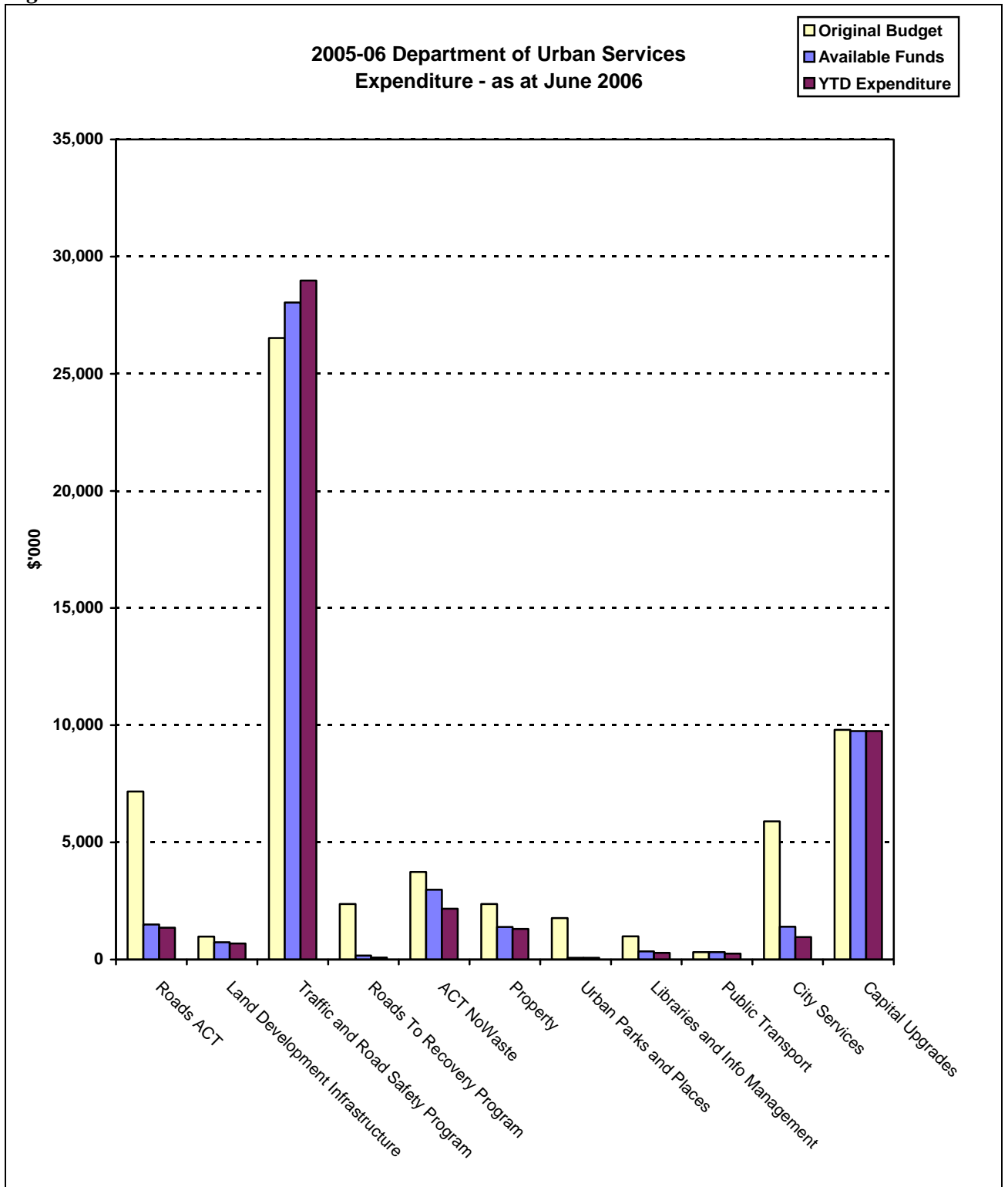


Table 3 DEPARTMENT OF URBAN SERVICES CAPITAL WORKS EXPENDITURE 2005-06

Department of Urban Services														
Portfolio Unit	Original Budget 2005-06 \$'000			Variations 2005-06 \$'000		Total Funds Available (Revised Position) \$'000			2005-06 Actual Expenditure					
	June Qtr \$'000		Year to Date \$'000			New Works		WIP & PYD&U		New Works		WIP & PYD&U		Total
	New Works	WIP & PYD&U	Total	New Works	WIP & PYD&U	New Works	WIP & PYD&U	Total	New Works	WIP & PYD&U	New Works	WIP & PYD&U	Total	
Roads ACT	0	7,171	7,171	0	-5,671	0	1,500	1,500	0	30	0	1,354	1,354	
Land Development Infrastructure	0	976	976	0	-235	0	741	741	0	0	0	682	682	
Traffic and Road Safety Program	0	26,527	26,527	0	1,510	0	28,037	28,037	0	11,606	0	28,979	28,979	
Roads To Recovery Program	2,200	171	2,371	-2,200	0	0	171	171	0	0	0	83	83	
ACT NoWaste	2,500	1,235	3,735	-750	0	1,750	1,235	2,985	334	51	934	1,239	2,173	
Property	1,200	1,170	2,370	-1,000	17	200	1,187	1,387	113	449	178	1,129	1,307	
Urban Parks and Places	1,700	70	1,770	-1,700	0	0	70	70	0	0	0	70	70	
Libraries and Info Management	0	987	987	0	-644	0	343	343	0	172	0	281	281	
Public Transport	0	315	315	0	5	0	320	320	0	65	0	257	257	
City Services	1,300	4,599	5,899	-800	-3,699	500	900	1,400	400	258	500	458	958	
Capital Upgrades	9,800	0	9,800	-45	0	9,755	0	9,755	4,272	0	9,755	0	9,755	
Total Program	18,700	43,221	61,921	-6,495	-8,717	12,205	34,504	46,709	5,119	12,631	11,367	34,532	45,899	

ACT Planning and Land Authority

The ACT Planning and Land Authority recorded \$8.709 million in expenditure during the final quarter, bringing year to date expenditure to \$12.724 million. This represents 96 per cent of revised funds available for expenditure, after variations and rollovers, of \$13.208 million.

Significant projects completed during the June quarter include:

- Replacement of New Signage for City (\$0.723 million);
- Cycle Paths (\$0.502 million);
- City Hill, Constitution and Edinburgh Avenues and Lake Burley Griffin Connections (\$0.5 million); and
- Western Broadacre Major Infrastructure (\$0.3 million).

The majority of expenditure during the final quarter has taken place on the following projects:

- City West Infrastructure Stage 1 – Childer Street Precinct (\$1.892 million);
- Gundaroo Drive Water Main (\$1.408 million);
- Bonner Water Quality Control Pond No. 1 (\$1.251 million); and
- Sustainable Transport Initiative - Stage 1 (\$1.184 million).

Figure 3:

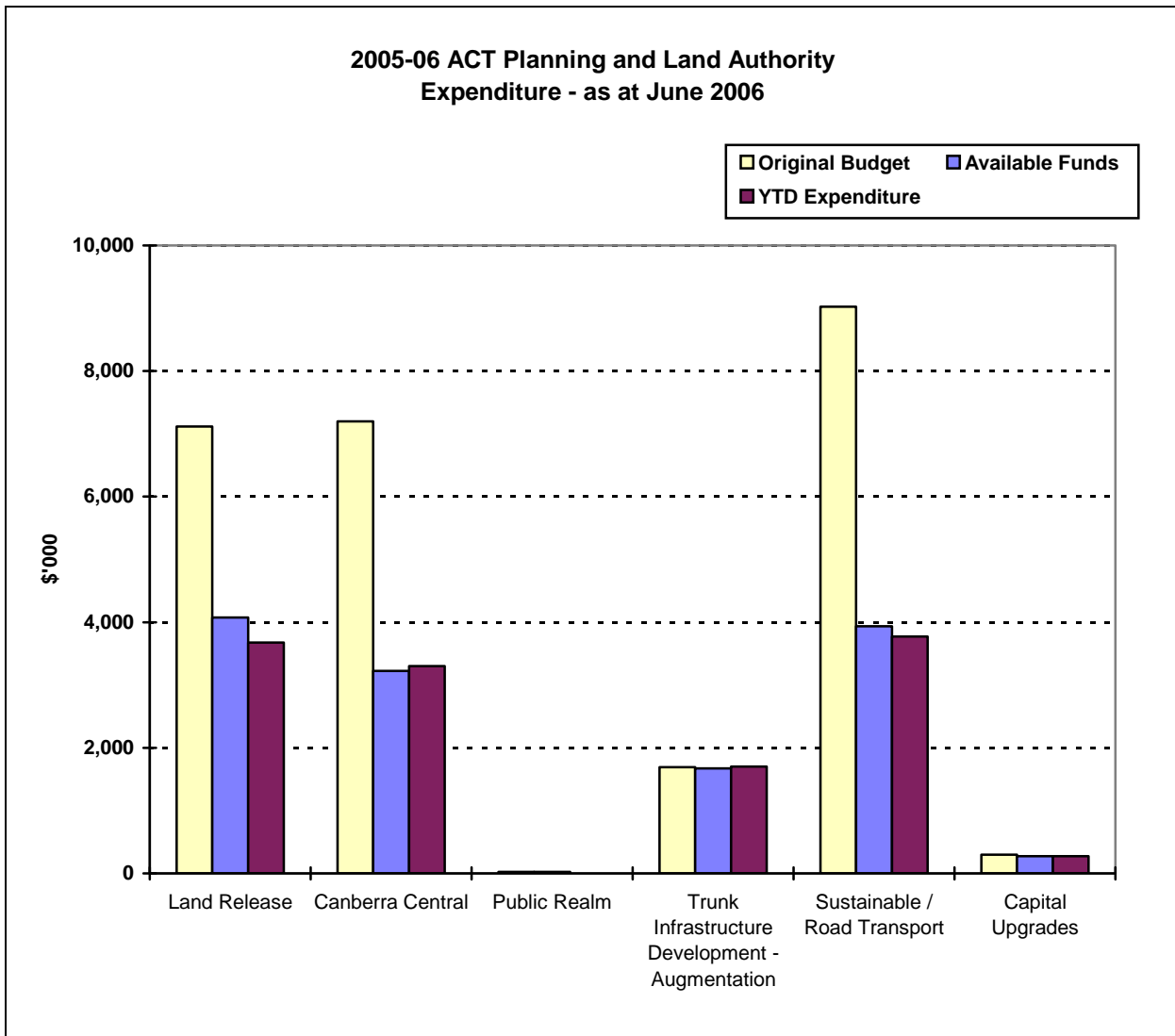


Table 4 ACT PLANNING AND LAND AUTHORITY CAPITAL WORKS EXPENDITURE 2005-06

ACT Planning and Land Authority													
Portfolio Unit	Original Budget 2005-06 \$'000			Variations 2005-06 \$'000		Total Funds Available (Revised Position) \$'000			2005-06 Actual Expenditure \$'000				
	New Works	WIP & PYD&U	Total	New Works	WIP & PYD&U	New Works	WIP & PYD&U	Total	June Qtr		Year to Date		
									New Works	WIP & PYD&U	New Works	WIP & PYD&U	Total
Land Release	600	6517	7,117	-18	-3,025	582	3,492	4,074	483	1,801	582	3,093	3,675
Canberra Central	7,200	0	7,200	-3,977	0	3,223	0	3,223	2,791	0	3,300	0	3,300
Public Realm	0	26	26	0	0	0	26	26	0	0	0	0	0
Trunk Infrastructure Development - Augmentation	1,500	190	1,690	0	-17	1,500	173	1,673	1,408	12	1,509	192	1,701
Sustainable / Road Transport	3,724	5,300	9,024	-2,628	-2,459	1,096	2,841	3,937	707	1,235	953	2,820	3,773
Capital Upgrades	300	0	300	-25	0	275	0	275	272	0	275	0	275
Total Program	13,324	12,033	25,357	-6,648	-5,501	6,676	6,532	13,208	5,661	3,048	6,619	6,105	12,724

Department of Justice and Community Safety

The Department of Justice and Community Safety recorded \$4.472 million in expenditure during the final quarter, bringing year to date expenditure to \$17.016 million. This represents 99 per cent of revised funds available for expenditure, after variations and rollovers, of \$17.161 million.

The majority of expenditure for the final quarter was on the Correctional Facility (\$3.807 million) and Capital Upgrades (\$0.520 million).

A significant underspend has occurred on the correctional facility. During 2005-06, \$12.351 million was spent out of an approved financing figure of \$49.346 million. Delays in this project were primarily due to a protracted planning phase and a refinement to cost estimates.

Figure 4:

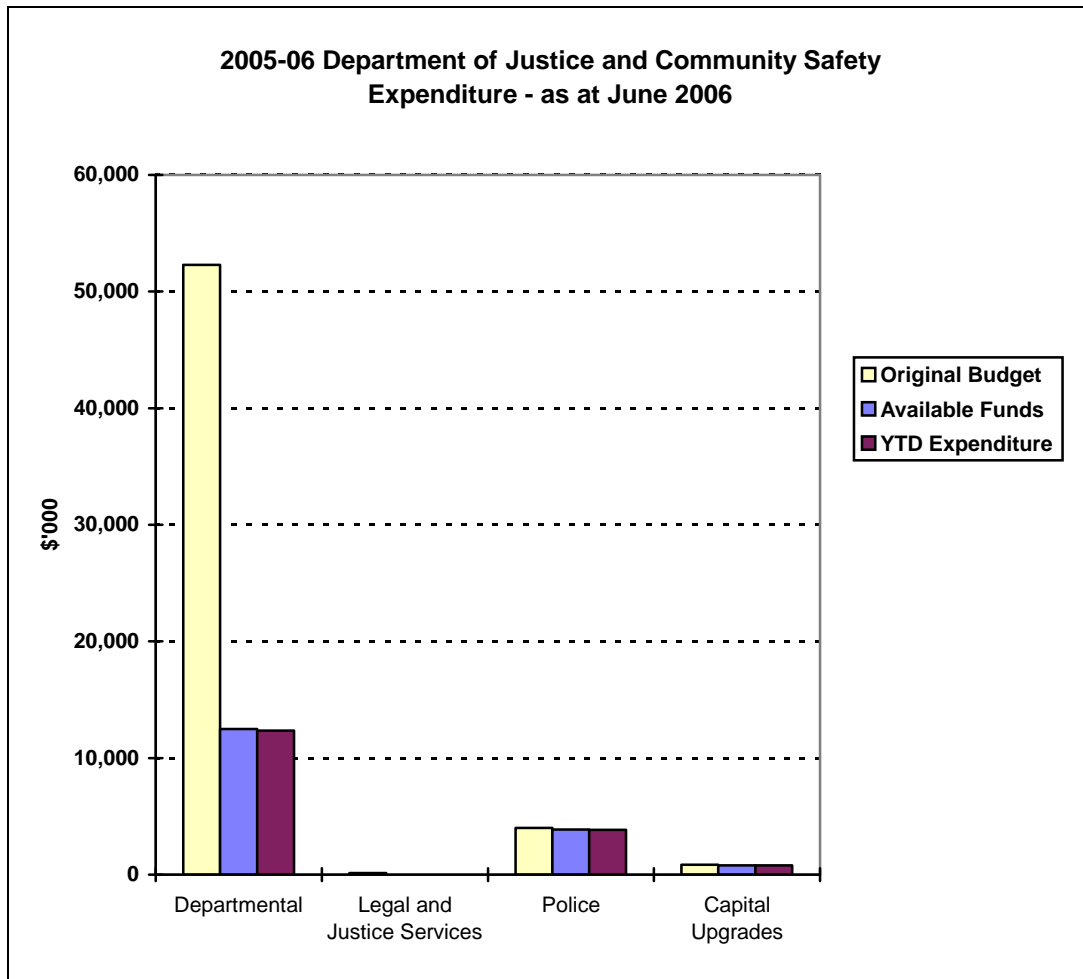


Table 5 JUSTICE AND COMMUNITY SAFETY CAPITAL WORKS EXPENDITURE 2005-06

Department of Justice and Community Safety													
Portfolio Unit	Original Budget 2005-06 \$'000			Variations 2005-06 \$'000		Total Funds Available (Revised Position) \$'000			2005-06 Actual Expenditure				
	New Works	WIP & PYD&U	Total	New Works	WIP & PYD&U	New Works	WIP & PYD&U	Total	June Qtr \$'000		Year to Date \$'000		
									New Works	WIP & PYD&U	New Works	WIP & PYD&U	Total
Departmental	2,670	49,606	52,276	-2,657	-37,137	13	12,469	12,482	0	3,807	13	12,351	12,364
Legal and Justice Services	0	147	147	0	-147	0	0	0	0	0	0	0	0
Police	200	3,802	4,002	-119	0	81	3,802	3,883	81	64	81	3,775	3,856
Capital Upgrades	850	0	850	-54	0	796	0	796	520	0	796	0	796
Total Program	3,720	53,555	57,275	-2,830	-37,284	890	16,271	17,161	601	3,871	890	16,126	17,016

Emergency Services Authority

The Emergency Services Authority recorded \$0.367 million in expenditure during the final quarter, bringing year to date expenditure to \$0.532 million. This represents 53 per cent of revised funds available for expenditure, after variations and rollovers, of \$1.008 million.

All of the Emergency Services Authority capital upgrade programs were completed in the June quarter.

Figure 5:

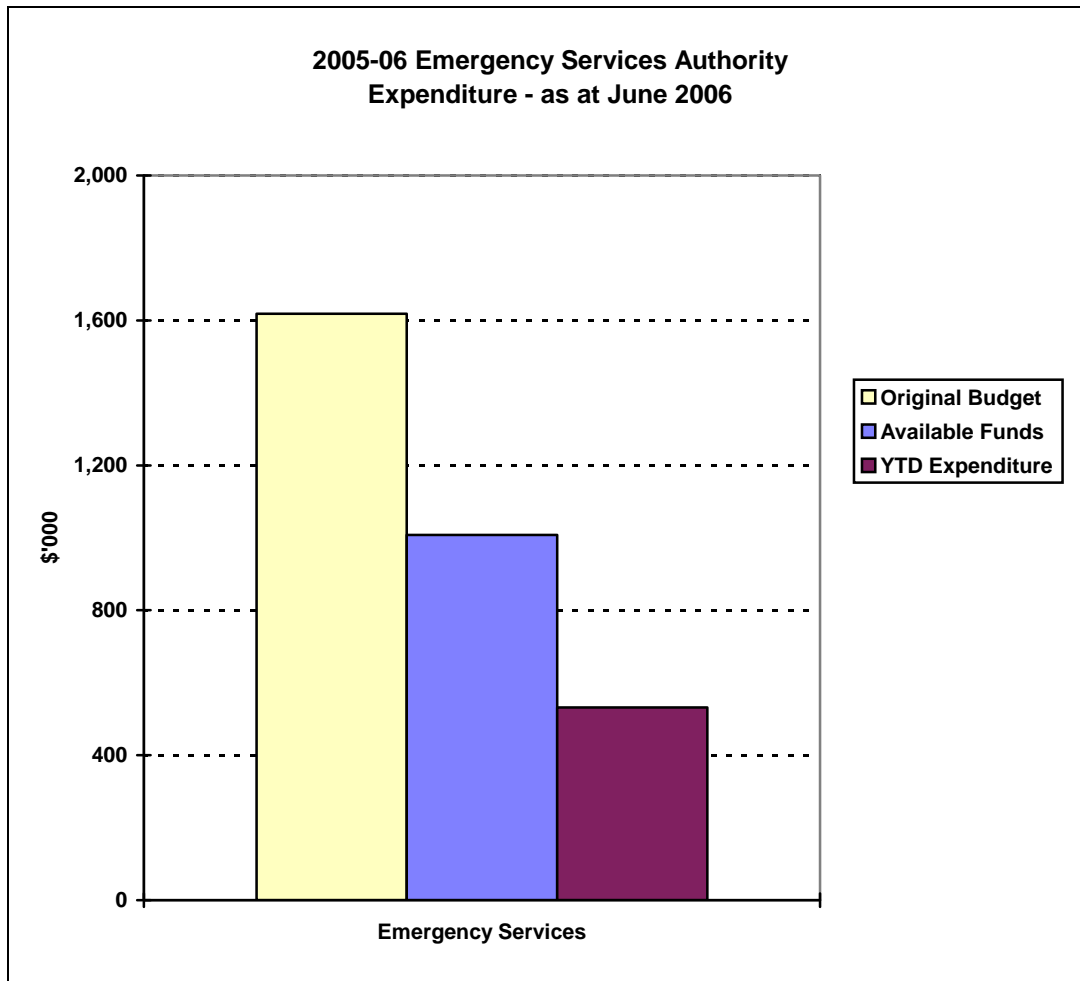


Table 6 EMERGENCY SERVICES AUTHORITY CAPITAL WORKS EXPENDITURE 2005-06

Emergency Services Authority													
Portfolio Unit	Original Budget 2005-06 \$'000			Variations 2005-06 \$'000		Total Funds Available (Revised Position) \$'000			2005-06 Actual Expenditure				
	New Works	WIP & PYD&U	Total	New Works	WIP & PYD&U	New Works	WIP & PYD&U	Total	June Qtr \$'000		Year to Date \$'000		
									New Works	WIP & PYD&U	New Works	WIP & PYD&U	Total
Emergency Services	310	1,308	1,618	-6	-604	304	704	1,008	156	211	259	273	532
Total Program	310	1,308	1,618	-6	-604	304	704	1,008	156	211	259	273	532

ACT Health

ACT Health has recorded \$10.232 million in expenditure during the final quarter, bringing year to date expenditure to \$26.423 million. This represents 79 per cent of revised funds for expenditure, after variations and rollovers, of \$33.518 million.

The majority of expenditure for the final quarter took place at:

- The Calvary Hospital (\$6.325 million) including \$1.240 million for Capital Upgrades;
- Capital Upgrade Projects for The Canberra Hospital, Community and Mental Health and the Department (\$2.068 million); and
- Works at the Canberra Hospital (\$1.720 million).

Projects completed during the June quarter include:

- The Capital Upgrades Program (\$3.783 million);
- The Canberra Medical School – Calvary Public Hospital (\$1.750 million);
- Building 10, Lift and Dumb Waiter Upgrade (\$0.580 million);
- Orthopaedic Theatre Refurbishment (\$0.540 million); and
- Anatomical Pathology Laboratory Refurbishment (\$0.450 million).

Major project underspends include the Sub/Non-Acute Inpatient Services and the project to refurbish the roof of the old Analytical Laboratory Building – Holder. Both these projects are expected to be completed by December 2006.

Figure 6:

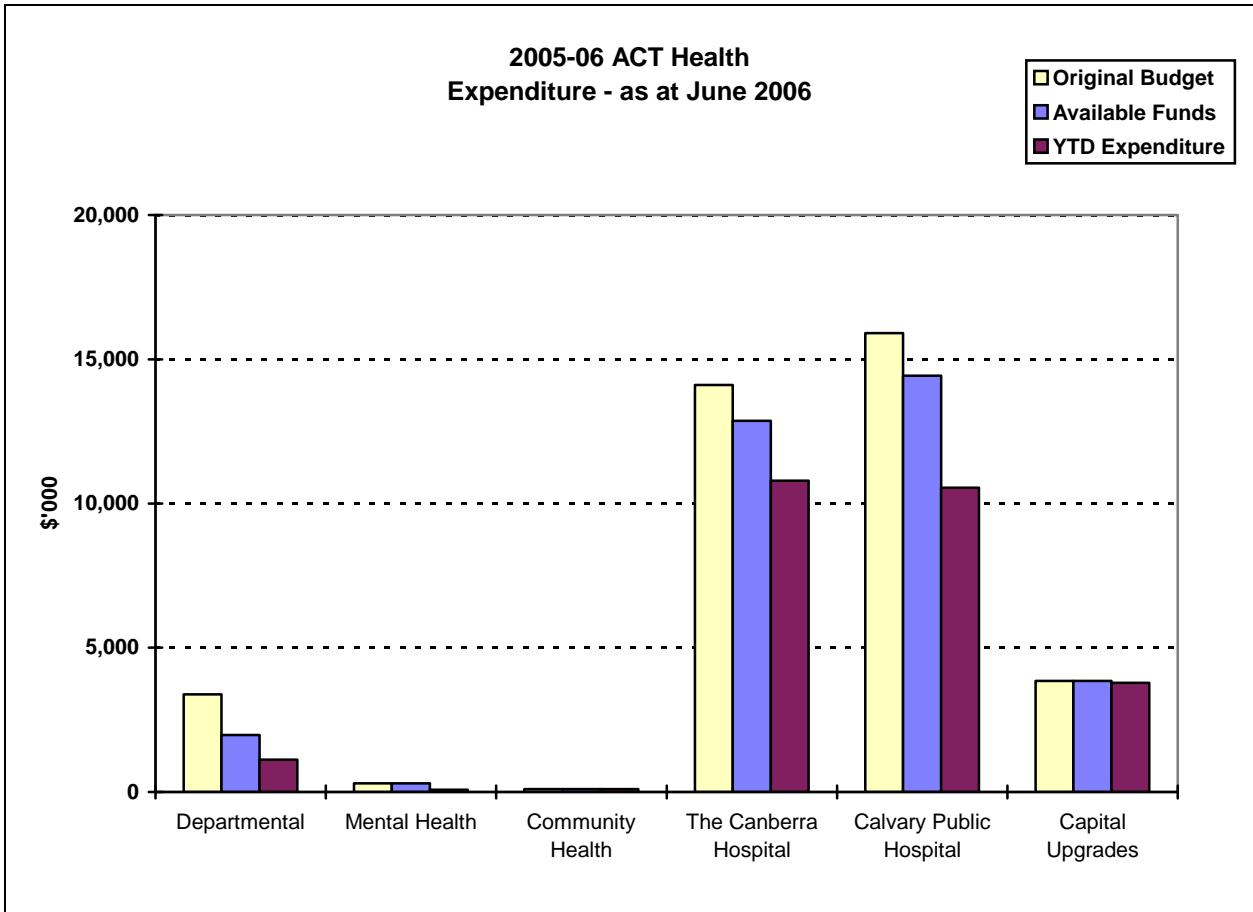


Table 7 ACT HEALTH CAPITAL WORKS EXPENDITURE 2005-06

ACT Health													
Portfolio Unit	Original Budget 2005-06 \$'000			Variations 2005-06 \$'000		Total Funds Available (Revised Position) \$'000			2005-06 Actual Expenditure				
	New Works	WIP & PYD&U	Total	New Works	WIP & PYD&U	New Works	WIP & PYD&U	Total	June Qtr \$'000		Year to Date \$'000		
									New Works	WIP & PYD&U	New Works	WIP & PYD&U	Total
Departmental	1,400	1,988	3,388	-600	-815	800	1,173	1,973	0	0	52	1,073	1,125
Mental Health	300	0	300	0	0	300	0	300	66	0	77	0	77
Community Health	0	95	95	0	0	0	95	95	0	53	0	95	95
The Canberra Hospital	2,880	11,234	14,114	-1,100	-150	1,780	11,084	12,864	313	1,407	876	9,918	10,794
Calvary Public Hospital	2,200	13,706	15,906	0	-1,470	2,200	12,236	14,436	1,013	4,072	1,257	9,292	10,549
Capital Upgrades	3,850	0	3,850	0	0	3,850	0	3,850	3,308	0	3,783	0	3,783
Total Program	10,630	27,023	37,653	-1,700	-2,435	8,930	24,588	33,518	4,700	5,532	6,045	20,378	26,423

Chief Minister's Department

The Chief Minister's Department has recorded \$10.717 million in expenditure during the June quarter, bringing year to date expenditure to \$18.205 million. This represents 83 per cent of the revised available funds for expenditure, after variations and underspends, of \$21.941 million.

The majority of expenditure for the June quarter was for:

- Civic Library and Link project (\$4.372 million);
- Stromlo Forest Park (\$2.901 million); and
- The final stage of the Glassworks at Kingston Powerhouse (\$1.572 million).

The Stromlo Forest Park project, which was originally due for completion in June 2009, has progressed ahead of schedule and is now due for completion in January 2007.

Figure 7:

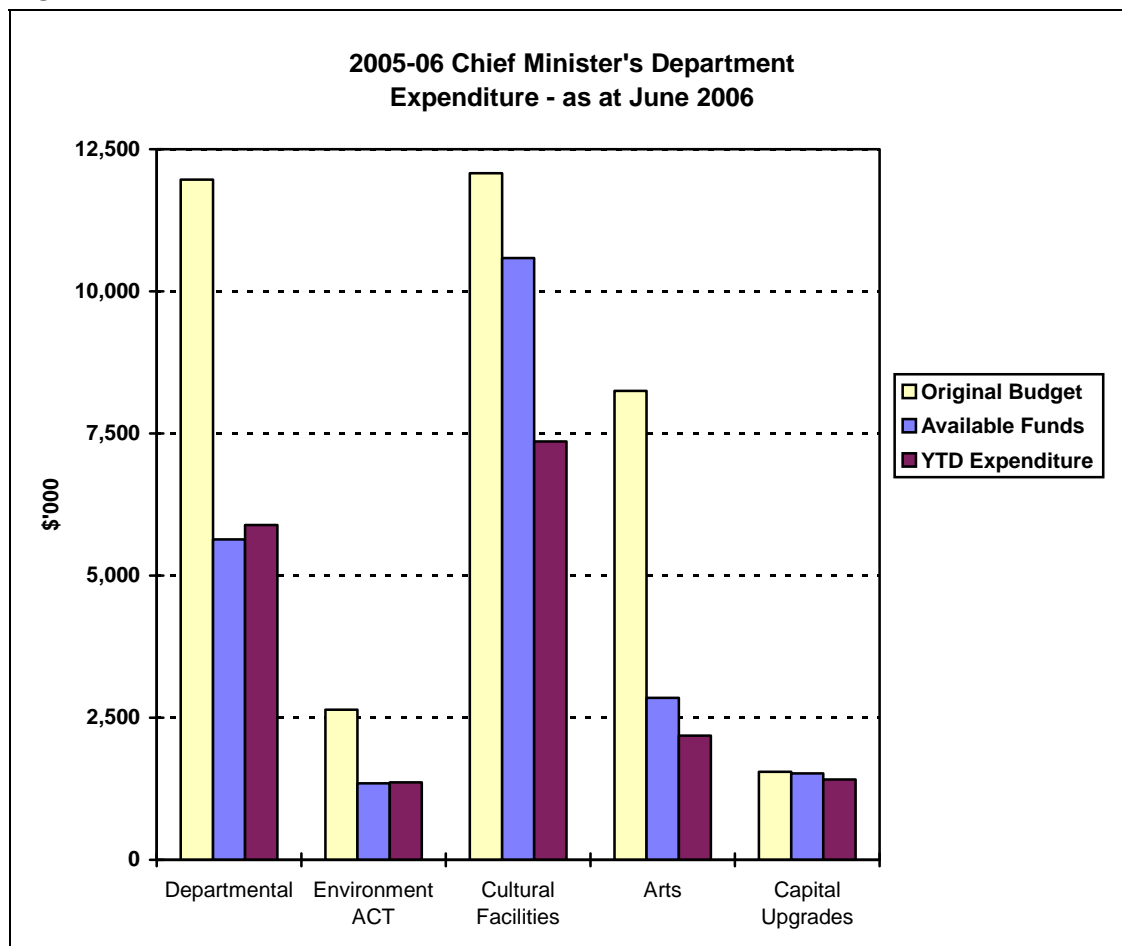


Table 8 CHIEF MINISTER'S DEPARTMENT CAPITAL WORKS EXPENDITURE 2005-06

Chief Minister's Department													
Portfolio Unit	Original Budget 2005-06 \$'000			Variations 2005-06 \$'000		Total Funds Available (Revised Position) \$'000			2005-06 Actual Expenditure				
	New Works	WIP & PYD&U	Total	New Works	WIP & PYD&U	New Works	WIP & PYD&U	Total	June Qtr \$'000		Year to Date \$'000		
									New Works	WIP & PYD&U	New Works	WIP & PYD&U	Total
Departmental	2,420	9,544	11,964	1,508	-7,834	3,928	1,710	5,638	2,983	184	5,550	338	5,888
Environment ACT	160	2,481	2,641	-48	-1,245	112	1,236	1,348	129	326	130	1,231	1,361
Cultural Facilities	0	12,080	12,080	0	-1,494	0	10,586	10,586	0	4,372	107	7,252	7,359
Arts	1,150	7,098	8,248	-1,069	-4,331	81	2,767	2,848	5	1,615	53	2,130	2,183
Capital Upgrades	1,550	0	1,550	-29	0	1,521	0	1,521	1,103	0	1,414	0	1,414
Total Program	5,280	31,203	36,483	362	-14,904	5,642	16,299	21,941	4,220	6,497	7,254	10,951	18,205

Department of Treasury and associated agencies

Treasury has recorded \$0.081 million in expenditure during the final quarter, bringing year to date expenditure to \$0.825 million. This represents 31 per cent of the revised available funds for expenditure, after variations and underspends, of \$2.656 million.

The only expenditure for the June quarter was for the Data Centre refurbishment and Extension of the Data Network to Hume (\$0.081 million).

Of the Sustainable Infrastructure project (\$4 million), \$1.685 million has been returned as a project saving with the remaining funding fully committed for 2006-07.

All Capital Upgrades Projects have now been completed.

Figure 8:

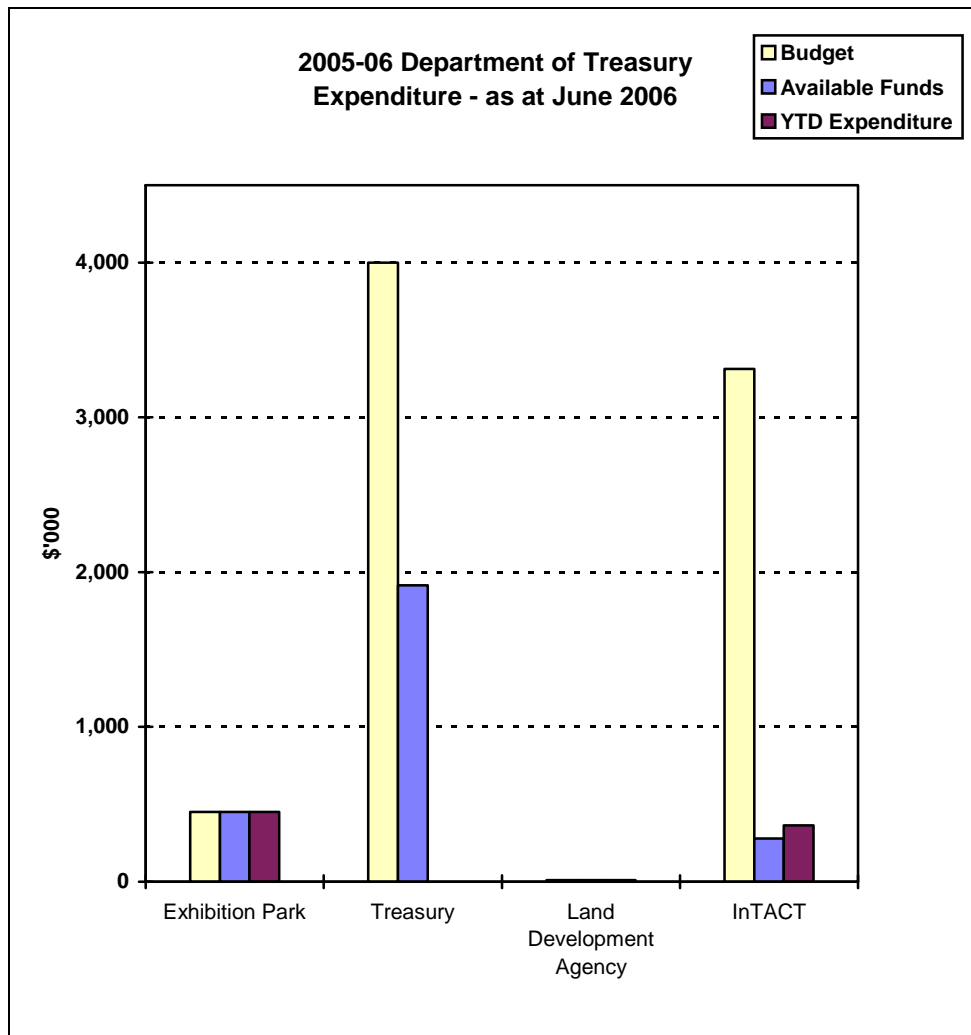


Table 9 DEPARTMENT OF TREASURY CAPITAL WORKS EXPENDITURE 2005-06

Department of Treasury													
Portfolio Unit	Original Budget 2005-06 \$'000			Variations 2005-06 \$'000		Total Funds Available (Revised Position) \$'000			2005-06 Actual Expenditure				
	New Works	WIP & PYD&U	Total	New Works	WIP & PYD&U	New Works	WIP & PYD&U	Total	June Qtr \$'000		Year to Date \$'000		
									New Works	WIP & PYD&U	New Works	WIP & PYD&U	Total
Exhibition Park	450	0	450	0	0	450	0	450	0	0	450	0	450
Treasury	0	4,000	4,000	0	-2,085	0	1,915	1,915	0	0	0	0	0
Land Development Agency	0	11	11	0	0	0	11	11	0	0	0	11	11
InTACT	3,312	0	3,312	-3,032	0	280	0	280	81	0	364	0	364
Total Program	3,762	4,011	7,773	-3,032	-2,085	730	1,926	2,656	81	0	814	11	825

Department of Economic Development

The Department of Economic Development recorded \$0.621 million in expenditure during the final quarter, bringing year to date expenditure to \$1.191 million. This represents 91 per cent of revised available funds for expenditure, after variations and underspends, of \$1.306 million, allowing for a large rollover in the Convention Centre Upgrade project to 2006-07.

Figure 9:

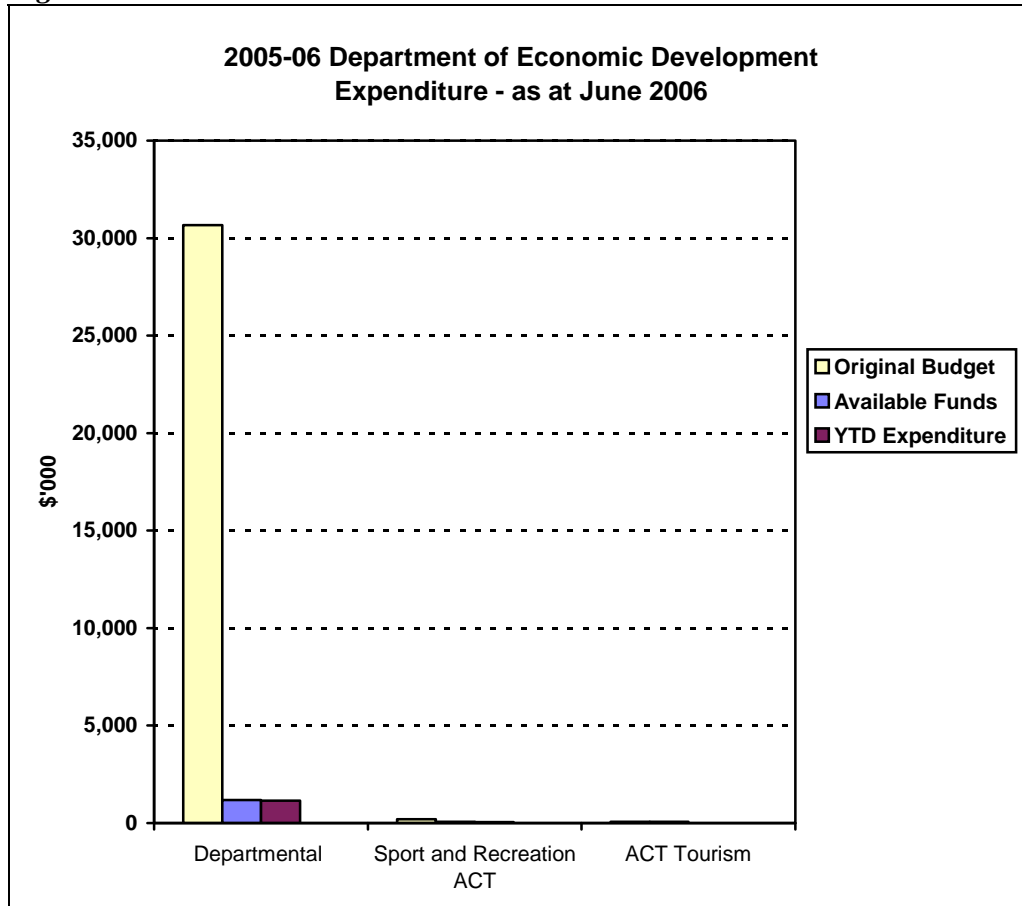


Table 10 ECONOMIC DEVELOPMENT CAPITAL WORKS EXPENDITURE 2005-06

Department of Economic Development													
Portfolio Unit	Original Budget 2005-06 \$'000			Variations 2005-06 \$'000		Total Funds Available (Revised Position) \$'000			2005-06 Actual Expenditure				
	New Works	WIP & PYD&U	Total	New Works	WIP & PYD&U	New Works	WIP & PYD&U	Total	June Qtr \$'000		Year to Date \$'000		
									New Works	WIP & PYD&U	New Works	WIP & PYD&U	Total
Departmental	40	30,630	30,670	0	-29,493	40	1,137	1,177	0	578	6	1,142	1,148
Sport and Recreation ACT	200	0	200	-131	0	69	0	69	43	0	43	0	43
ACT Tourism	0	60	60	0	0	0	60	60	0	0	0	0	0
Total Program	240	30,690	30,930	-131	-29,493	109	1,197	1,306	43	578	49	1,142	1,191

Department of Education and Training

The Department of Education and Training has recorded \$6.523 million in expenditure during the final quarter, bringing year to date expenditure to \$17.472 million. This represents 100 per cent of revised available funds for expenditure, after variations and underspends, of \$17.472 million.

The majority of expenditure for the June quarter took place in Capital Upgrades (\$5.682 million), completing all of the upgrades except for the Building Services Improvements project.

A number of projects were completed during the June quarter including:

- Modifications and upgrade - Older schools refurbishment (\$2.5 million);
- Other Facilities/Upgrades Telopea School Library (\$1.5 million); and
- Safety Facilities Glazing, Roof Safety and Shortfall (\$1.0 million).

Figure 10:

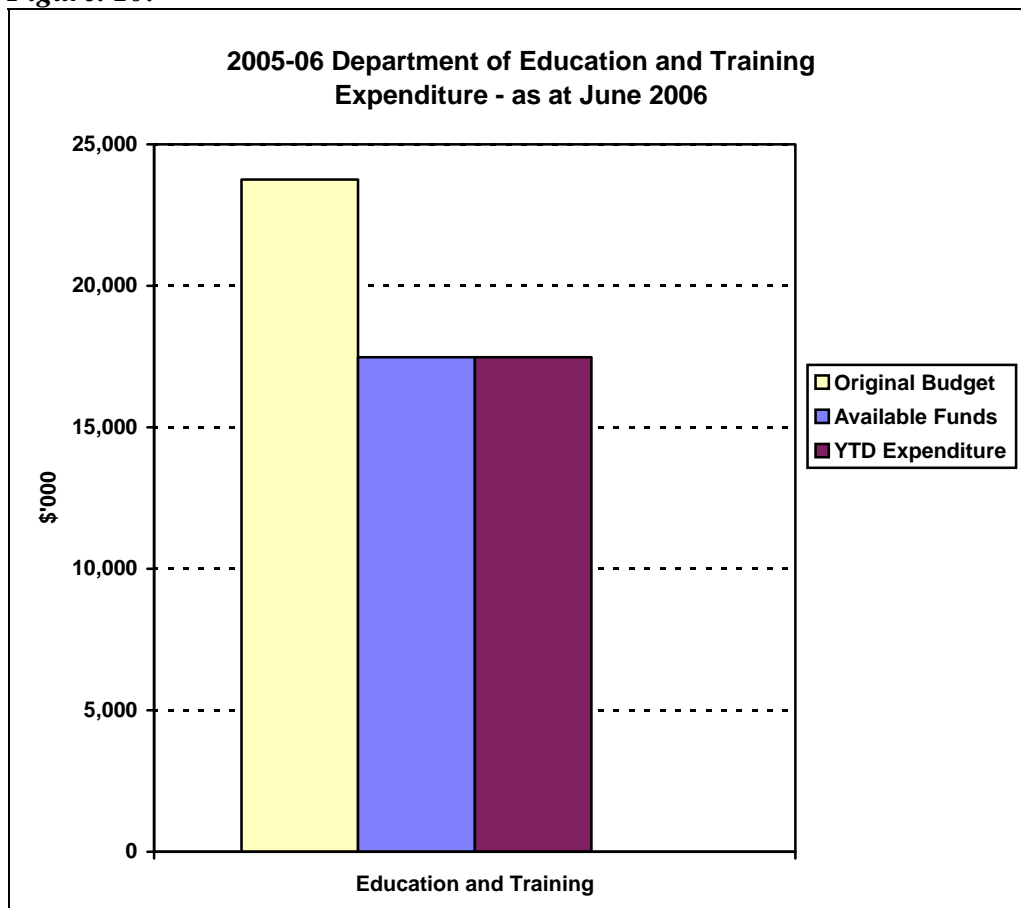


Table 11 EDUCATION AND TRAINING CAPITAL WORKS EXPENDITURE 2005-06

Department of Education and Training													
Portfolio Unit	Original Budget 2005-06 \$'000			Variations 2005-06 \$'000		Total Funds Available (Revised Position) \$'000			2005-06 Actual Expenditure				
	New Works	WIP & PYD&U	Total	New Works	WIP & PYD&U	New Works	WIP & PYD&U	Total	June Qtr \$'000		Year to Date \$'000		
									New Works	WIP & PYD&U	New Works	WIP & PYD&U	Total
Education and Community	12,450	11,309	23,759	-1,609	-4,678	10,841	6,631	17,472	5,682	841	10,841	6,631	17,472
Total Program	12,450	11,309	23,759	-1,609	-4,678	10,841	6,631	17,472	5,682	841	10,841	6,631	17,472

Office for Children, Youth and Family Support

The Office for Children, Youth and Family Support has recorded \$2.397 million in expenditure during the final quarter, bringing year to date expenditure to \$9.691 million. This represents 95 per cent of revised available funds for expenditure, after variations and underspends, of \$10.213 million.

The majority of expenditure for the June quarter was for:

- Weston Creek Child Care Facility (\$0.790 million);
- Capital Upgrades (\$0.689 million); and
- The Replacement of Quamby Youth Detention Centre (\$0.408 million).

A number of projects were completed during the June quarter including:

- 11 Moore Street Fit-out (new) (\$6.625 million);
- Civic Youth Centre (\$1.680 million); and
- The Capital Upgrades Program (\$0.9 million).

Figure 11:

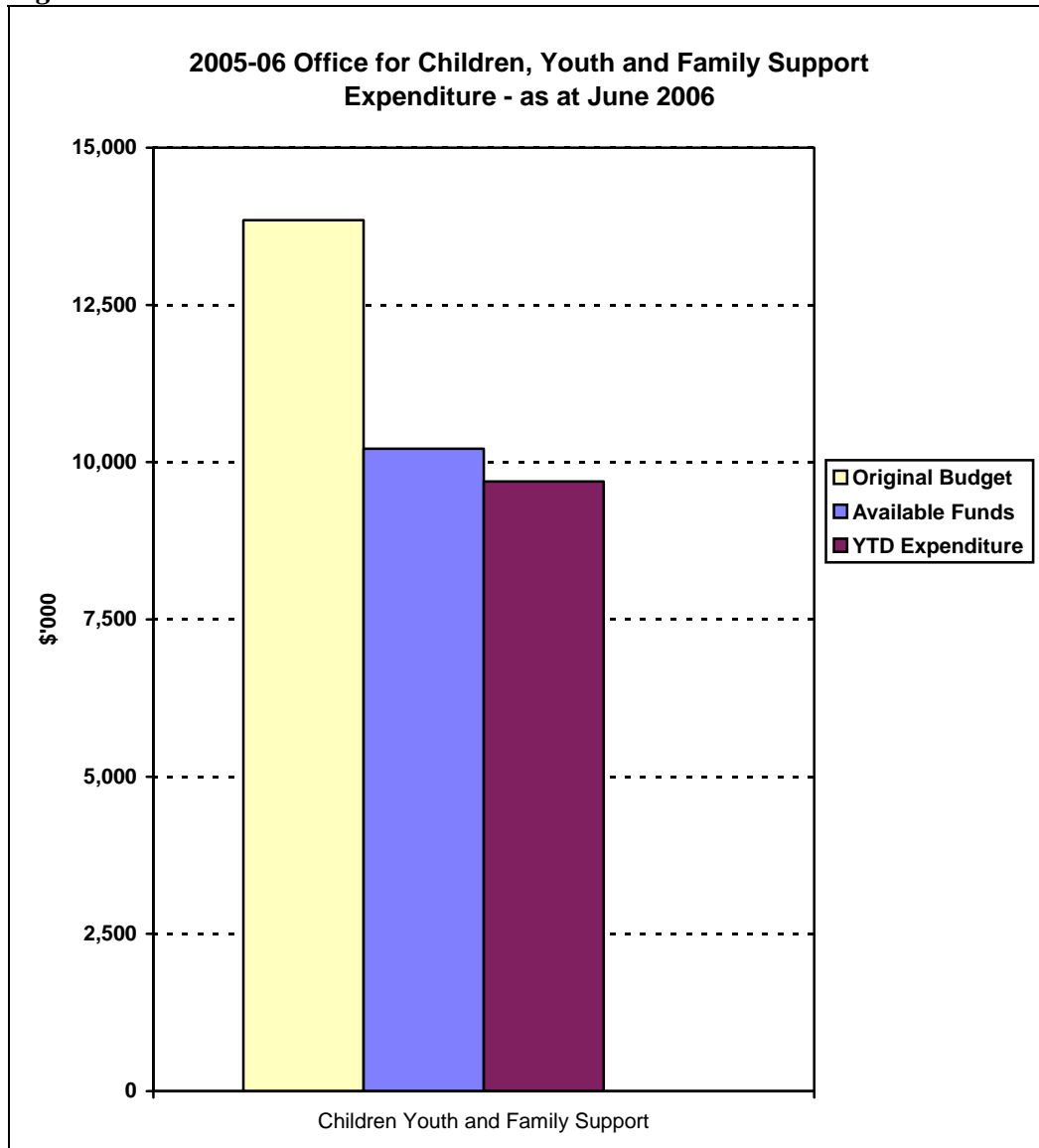


Table 12 OFFICE FOR CHILDREN, YOUTH AND FAMILY SUPPORT CAPITAL WORKS EXPENDITURE 2005-06

Office for Children, Youth and Family Support													
Portfolio Unit	Original Budget 2005-06 \$'000			Variations 2005-06 \$'000		Total Funds Available (Revised Position) \$'000			2005-06 Actual Expenditure				
	New Works	WIP & PYD&U	Total	New Works	WIP & PYD&U	New Works	WIP & PYD&U	Total	June Qtr \$'000		Year to Date \$'000		
									New Works	WIP & PYD&U	New Works	WIP & PYD&U	Total
Children's Youth and Family Support	4,450	9,396	13,846	-2,847	-786	1,603	8,610	10,213	1,147	1,250	1,417	8,274	9,691
Total Program	4,450	9,396	13,846	-2,847	-786	1,603	8,610	10,213	1,147	1,250	1,417	8,274	9,691

Department of Disability, Housing and Community Services

The Department of Disability, Housing and Community Services recorded \$5.680 million in expenditure during the final quarter, bringing year to date expenditure to \$10.409 million. This represents approximately 100 per cent of revised available funds for expenditure after variations and underspends of \$10.411 million.

The majority of expenditure for the June quarter took place on the Child and Family Centres (\$3.050 million) and construction of the new Community Hall in Palmerston (\$0.925 million).

The establishment of a Single Therapy Service, the new Community Hall in Palmerston and refurbishment of the Therapy ACT Holder building projects were completed during the June quarter.

Figure 12:

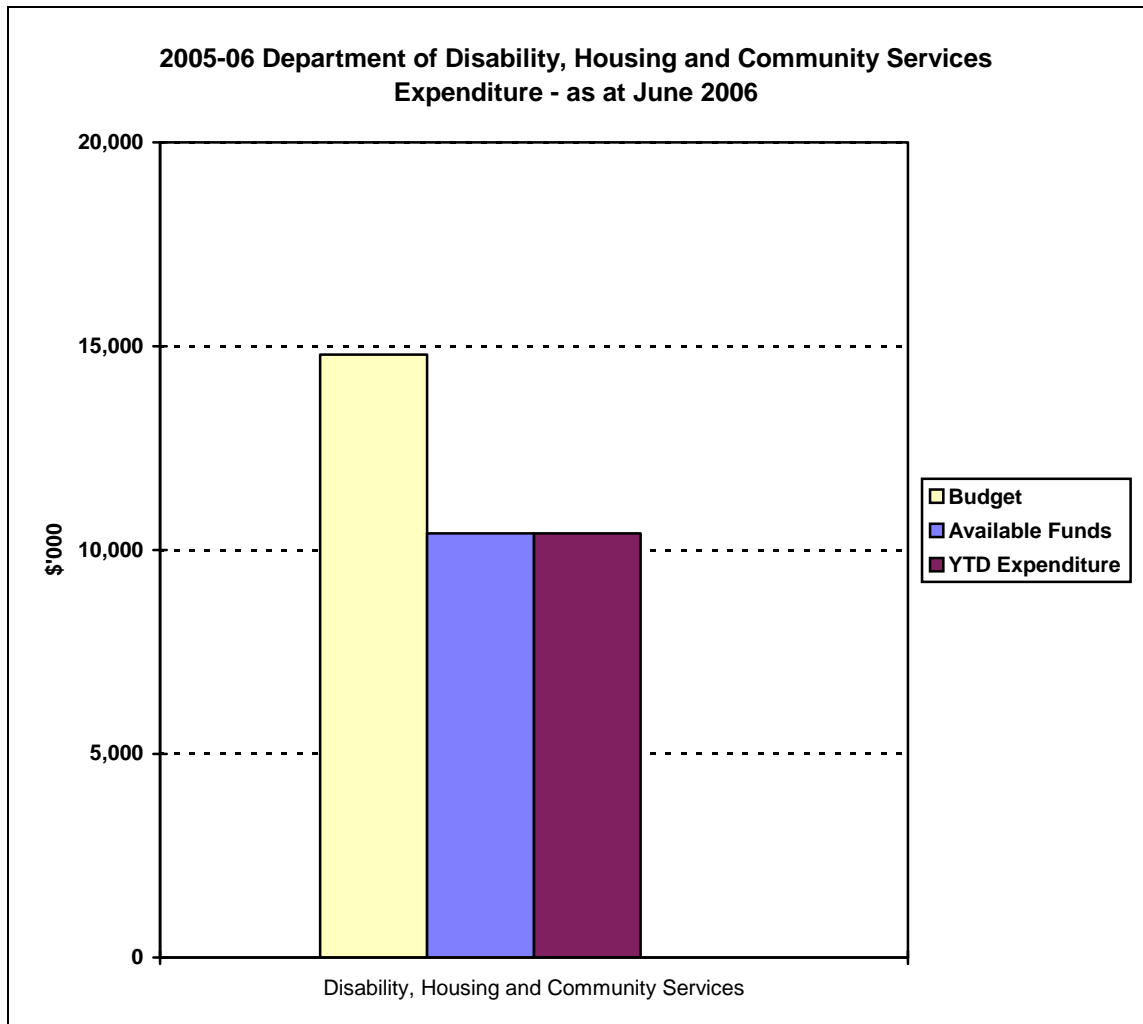


Table 13 DEPARTMENT OF DISABILITY, HOUSING AND COMMUNITY SERVICES CAPITAL WORKS EXPENDITURE 2005-06

Department of Disability, Housing and Community Services													
Portfolio Unit	Original Budget 2005-06 \$'000			Variations 2005-06 \$'000		Total Funds Available (Revised Position) \$'000			2005-06 Actual Expenditure				
	New Works	WIP & PYD&U	Total	New Works	WIP & PYD&U	New Works	WIP & PYD&U	Total	June Qtr \$'000		Year to Date \$'000		
									New Works	WIP & PYD&U	New Works	WIP & PYD&U	Total
Department of Disability, Housing and Community Services	4,082	10,709	14,791	-1,287	-3,093	2,795	7,616	10,411	1,079	4,601	2,545	7,864	10,409
Total Program	4,082	10,709	14,791	-1,287	-3,093	2,795	7,616	10,411	1,079	4,601	2,545	7,864	10,409

Legislative Assembly

The Legislative Assembly recorded an expenditure of \$0.754 million in the June quarter. This represents 88 per cent of revised available funds for expenditure after variations and underspends of \$0.854 million.

It should be noted that although these projects are financially complete, they will not be physically completed until October 2006.

Figure 13:

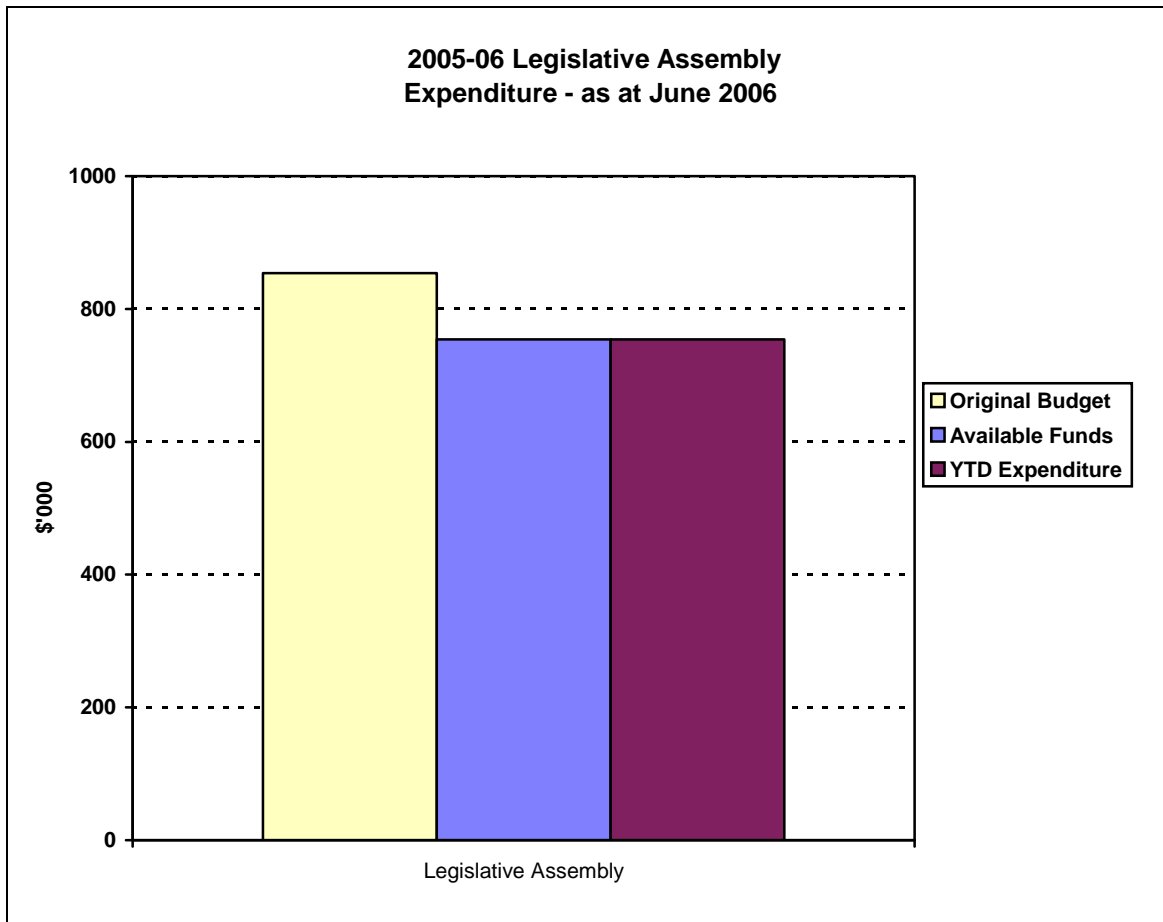


Table 14 LEGISLATIVE ASSEMBLY CAPITAL WORKS EXPENDITURE 2005-06

Legislative Assembly													
Portfolio Unit	Original Budget 2005-06 \$'000			Variations 2005-06 \$'000		Total Funds Available (Revised Position) \$'000			2005-06 Actual Expenditure				
	New Works	WIP & PYD&U	Total	New Works	WIP & PYD&U	New Works	WIP & PYD&U	Total	June Qtr \$'000		Year to Date \$'000		
									New Works	WIP & PYD&U	New Works	WIP & PYD&U	Total
Legislative Assembly	200	654	854	0	0	200	654	854	100	654	100	654	754
Total Program	200	654	854	0	0	200	654	854	100	654	100	654	754

Canberra Institute of Technology

The Canberra Institute of Technology recorded \$0.507 million in expenditure during the final quarter, bringing year to date expenditure to \$2 million. This represents 100 per cent of the total available funds of \$2 million.

The majority of expenditure for the June quarter was to install sun control louvres to Blocks F and G at Bruce Campus (\$0.160 million) and to upgrade landscaping to the perimeter of the Reid Campus (\$0.095 million).

Figure 14:

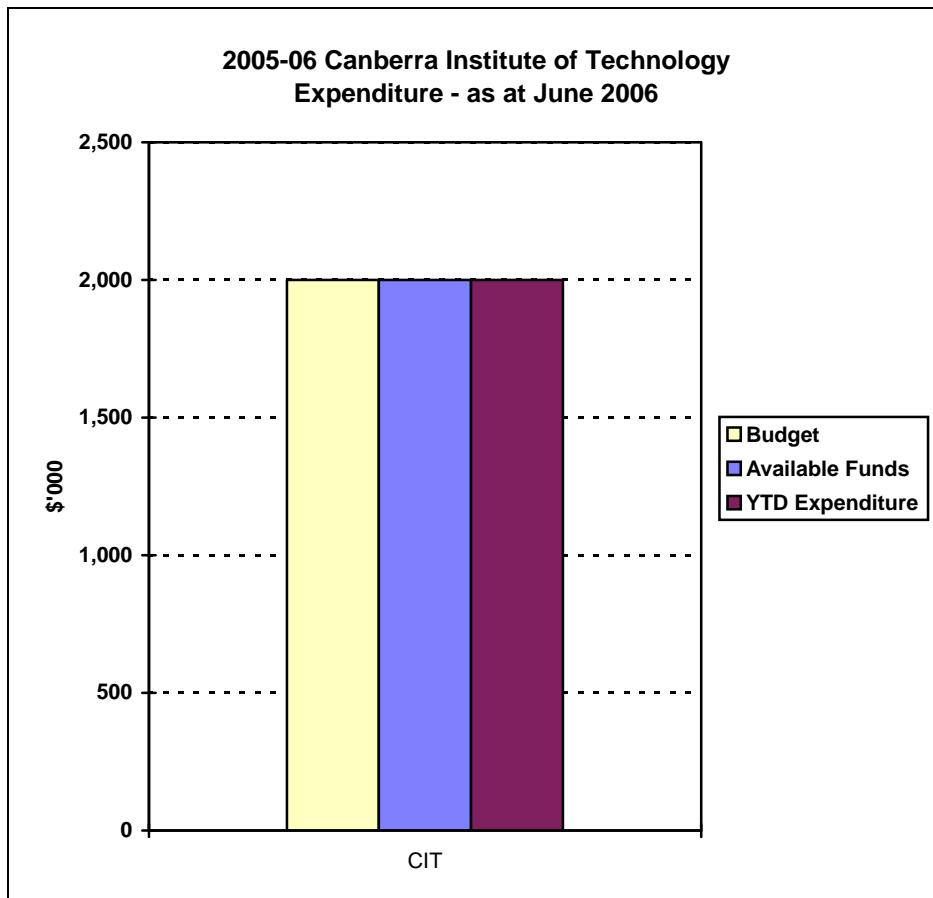


Table 15 CANBERRA INSTITUTE OF TECHNOLOGY CAPITAL WORKS EXPENDITURE 2005-06

Canberra Institute of Technology													
Portfolio Unit	Original Budget 2005-06 \$'000			Variations 2005-06 \$'000		Total Funds Available (Revised Position) \$'000			2005-06 Actual Expenditure				
	New Works	WIP & PYD&U	Total	New Works	WIP & PYD&U	New Works	WIP & PYD&U	Total	June Qtr \$'000		Year to Date \$'000		
									New Works	WIP & PYD&U	New Works	WIP & PYD&U	Total
Canberra Institute of Technology	2,000	0	2,000	0	0	2,000	0	2,000	507	0	2,000	0	2,000
Total Program	2,000	0	2,000	0	0	2,000	0	2,000	507	0	2,000	0	2,000

ATTACHMENT A

Agency Specific Project Data

OFFICE FOR CHILDREN, YOUTH AND FAMILY SUPPORT 2005-06 CAPITAL WORKS PROGRAM

JUNE QUARTER REPORT

Project	Proposed Completion Date	Revised Project Value \$'000	Prior Years	2005-06		Jun-06 \$'000	YTD Exp \$'000	Total Expenditure to Date \$'000	Outstanding Authorisation \$'000
			Expenditure \$'000	Approved Financing \$'000	Forecast Expenditure \$'000				
NEW WORKS									
Children, Youth and Family Support									
Replacement of Quamby Youth Detention Centre	Jun-08	40,000	0	3,500	653	408	467	467	39,533
<i>Feasibility</i>									
Therapeutic Service for Children and Young People	Dec-05	50	0	50	50	50	50	50	0
		40,050	0	3,550	703	458	517	517	39,533
Capital Upgrades									
Building Condition		600	0	600	600	470	600	600	0
Safety, Access, OH&S		100	0	100	100	94	100	100	0
Building, Grounds, Access and Safety		200	0	200	200	125	200	200	0
		900	0	900	900	689	900	900	0
Total New Works		40,950	0	4,450	1,603	1,147	1,417	1,417	39,533
WORKS IN PROGRESS (WIP)									
Children's, Youth and Family Services									
Civic Youth Centre	Sep-05	1,680	1,073	250	607	31	607	1,680	0
Weston Creek Child Care Centre	Jul-06	1,650	21	1,650	1,363	790	1,363	1,384	266
Quamby Upgrade	Jun-07	4,500	1,140	1,700	2,910	127	2,374	3,514	986
11 Moore Street Fitout (new)	Aug-06	6,625	2,775	4,950	3,850	249	3,850	6,625	0
Total WIP		14,455	5,009	8,550	8,730	1,197	8,194	13,203	1,252
PRIOR YEARS DEFERRALS AND UNDERSPENDS									
Children's, Youth and Family Services									
<i>Minor New Works</i>									
MNW - Child Care Centres - Building refurbishment and grounds upgrade	Mar-06	310	290	0	20	0	20	310	0
MNW - Child Care Centres - Play equipment softfall upgrade	Jun-06	80	49	0	31	24	31	80	0
MNW - Children's, Youth and Family Services	Jun-06	540	511	0	29	29	29	540	0
Total PYD&U		930	850	0	80	53	80	930	0
Total WIP & PYD&U		15,385	5,859	8,550	8,810	1,250	8,274	14,133	1,252
TOTAL FUNDING FOR 2005-06		56,335	5,859	13,000	10,413	2,397	9,691	15,550	40,785

LEGISLATIVE ASSEMBLY 2005-06 CAPITAL WORKS PROGRAM
JUNE QUARTER REPORT

Project	Proposed Completion Date	Revised Project Value \$'000	Prior Years	2005-06		Jun-06 \$'000	YTD Exp \$'000	Total Expenditure to Date \$'000	Outstanding Authorisation \$'000
			Expenditure \$'000	Approved Financing \$'000	Forecast Expenditure \$'000				
<u>NEW WORKS</u>									
<u>Capital Upgrades</u>									
Building Improvements		0	0	100	0	0	0	0	0
OH&S and Safety		51	0	100	51	51	51	51	0
Total New Works		51	0	200	51	51	51	51	0
<u>WORKS IN PROGRESS (WIP)</u>									
<i>Minor New Works</i>									
MNW - Redesigned Public Entrance	Jun-06	412	14	300	398	398	398	412	0
MNW - Additional Security Measures	Oct-06	405	0	300	405	305	305	305	100
Total Wip		817	14	600	803	703	703	717	100
<u>PRIOR YEARS DEFERRALS AND UNDERSPENDS</u>									
<i>Minor New Works</i>									
MNW - Carpet - Second Floor - Ministers Office	Jun-06	0	0	0	0	0	0	0	0
MNW - Lift No. 1 Ground Floor	Jun-06	0	0	0	0	0	0	0	0
MNW - Time Clock System	Jun-06	0	0	0	0	0	0	0	0
Total PYD&U		0	0	0	0	0	0	0	0
TOTAL FUNDING FOR 2005-06		868	14	800	854	754	754	768	100

DEPARTMENT OF JUSTICE AND COMMUNITY SAFETY 2005-06 CAPITAL WORKS PROGRAM
JUNE QUARTER REPORT

Project	Proposed Completion Date	Revised Project Value \$'000	Prior Years	2005-06		Jun-06 \$'000	YTD Exp \$'000	Total Expenditure to Date \$'000	Outstanding Authorisation \$'000
			Expenditure \$'000	Approved Financing \$'000	Forecast Expenditure \$'000				
NEW WORKS									
Departmental									
Accommodation Relocation and Rationalisation	Jun-07	2,670	0	2,670	13	0	13	13	2,657
		2,670	0	2,670	13	0	13	13	2,657
Territorial									
<i>Feasibility</i>									
Belconnen Police Station	Jun-06	81	0	200	81	81	81	81	0
		81	0	200	81	81	81	81	0
Capital Upgrades									
Building Improvements		30	0	200	30	24	30	30	0
OH&S and Safety		132	0	450	132	62	132	132	0
Territorial (AFP)		634	0	200	634	434	634	634	0
		796	0	850	796	520	796	796	0
Total New Works		3,547	0	3,720	890	601	890	890	2,657
WORKS IN PROGRESS (WIP)									
Departmental									
Correctional Facility	Jan-08	128,700	2,677	49,346	12,469	3,807	12,351	15,028	113,672
		128,700	2,677	49,346	12,469	3,807	12,351	15,028	113,672
Police									
Woden Police Station	Nov-05	7,832	4,030	1,540	3,802	64	3,775	7,805	27
		7,832	4,030	1,540	3,802	64	3,775	7,805	27
Total WIP		136,532	6,707	50,886	16,271	3,871	16,126	22,833	113,699
PRIOR YEARS DEFERRALS AND UNDERSPENDS									
Legal and Justice Services									
MNW - Courtroom Equipment Replacement	Jun-06	3	3	0	0	0	0	3	0
		3	3	0	0	0	0	3	0
Total PYD&U		3	3	0	0	0	0	3	0
Total WIP & PYD&U		136,535	6,710	50,886	16,271	3,871	16,126	22,836	113,699
TOTAL FUNDING FOR 2005-06		140,082	6,710	54,606	17,161	4,472	17,016	23,726	116,356

**ACT HEALTH 2005-06 CAPITAL WORKS PROGRAM
JUNE QUARTER REPORT**

Project	Proposed Completion Date	Revised Project Value \$'000	Prior Years	2005-06		Jun-06 \$'000	YTD Exp \$'000	Total Expenditure to Date \$'000	Outstanding Authorisation \$'000
			Expenditure \$'000	Approved Financing \$'000	Forecast Expenditure \$'000				
NEW WORKS									
Departmental									
Refurbish Roof of Old Analytical Lab Building - Holder Design	Dec-06	1,000	0	1,000	700	0	0	0	1,000
Karralika Development Options	TBA	400	0	400	100	0	52	52	348
		1,400	0	1,400	800	0	52	52	1,348
Mental Health									
Feasibility Masterplanning of Mental and Community Health Facilities	Nov-06	300	0	300	300	66	77	77	223
		300	0	300	300	66	77	77	223
The Canberra Hospital									
Medical Records Relocation TCH	May-07	3,380	0	1,000	500	96	257	257	3,123
Fire Systems Upgrade (Phase 1) TCH	Jun-07	2,600	0	1,000	400	47	221	221	2,379
Feasibility Building 1 Tower/Ambulatory Care/Hot Floor Medical Records Relocation TCH	May-07	500	0	500	500	4	18	18	482
Helipad Relocation/Multi-Storey Car Park TCH	Jun-06	310	0	310	310	166	310	310	0
Traffic and Parking Review TCH	Jun-06	70	0	70	70	0	70	70	0
		6,860	0	2,880	1,780	313	876	876	5,984
Calvary Hospital									
Fire Safety Upgrade Calvary	Aug-06	1,000	0	1,000	1,000	821	877	877	123
Calvary Hospital Sterilising Facility (Incl. TCH Equipment)	Dec-06	1,775	0	1,200	1,200	192	380	380	1,395
		2,775	0	2,200	2,200	1,013	1,257	1,257	1,518
Capital Upgrades									
<i>Departmental</i>									
Building Refurbishment and Upgrades		1,295	0	1,210	1,295	914	1,295	1,295	0
Electrical, Lift and Major Plant Upgrades		360	0	580	360	360	360	360	0
Environment and Safety		260	0	500	260	260	260	260	0
OH&S and Access		695	0	320	695	534	628	628	67
<i>Territorial</i>									
Building Refurbishment and Upgrades		940	0	940	940	940	940	940	0
Electrical, Lift and Major Plant Upgrades		300	0	300	300	300	300	300	0
		3,850	0	3,850	3,850	3,308	3,783	3,783	67
Total New Works		15,185	0	10,630	8,930	4,700	6,045	6,045	9,140
WORKS IN PROGRESS (WIP)									
Departmental									
Howard Florey Holder Building	Feb-06	417	0	417	417	0	417	417	0
		417	0	417	417	0	417	417	0
The Canberra Hospital									
Refurbish Paediatrics	Aug-05	4,050	3,753	457	297	0	297	4,050	0
Building 10 Lifts and Dumb Waiter Upgrade	Oct-05	580	277	370	303	193	303	580	0
Orthopaedic Theatre Refurbishment	Jan-06	540	70	400	470	9	470	540	0
Anatomical Pathology Laboratory Refurbishment	Aug-05	450	0	300	450	450	450	450	0
Imaging Department Reception and work area refurbishment	Aug-05	375	85	290	150	105	150	235	140
Canberra Medical School	May-06	12,100	2,671	9,400	9,429	650	8,248	10,919	1,181
		18,095	6,856	11,217	11,099	1,407	9,918	16,774	1,321
Calvary Public Hospital									
Sub/Non-Acute Inpatient Services Phase 1	Dec-06	5,150	321	4,320	4,829	1,821	3,473	3,794	1,356
Canberra Medical School	Feb-06	1,750	67	1,500	1,683	204	1,683	1,750	0
Sub/Non-Acute Inpatient Services Phase 2	Dec-06	4,600	0	2,420	1,150	0	0	0	4,600
Plant & Building Upgrade	Sep-06	4,192	673	3,692	3,319	1,881	3,161	3,834	358
Electrical & Lift Upgrade	Sep-05	2,678	2,356	500	322	0	322	2,678	0
Improvements to Security and Access Control	Jun-04	460	352	50	108	0	108	460	0
		18,830	3,769	12,482	11,411	3,906	8,747	12,516	6,314
Total WIP		37,342	10,625	24,116	22,927	5,313	19,082	29,707	7,635
PRIOR YEARS DEFERRALS AND UNDERSPENDS									
Departmental									
Office Fitout	Jul-05	2,212	1,927	0	285	0	285	2,212	0
Extension of Psychiatric Secure Unit	Jul-05	1,000	790	0	210	0	210	1,000	0
Crisis Assessment & Treatment Team - Feasibility Study	Aug-05	100	0	0	100	0	0	0	100
Karralika Redevelopment	N/A	200	124	0	76	0	76	200	0
<i>Financial and Economic Business Case</i>									
Bush Healing Centre	Nov-05	100	85	0	15	0	15	100	0
New Psychiatric Secure Unit	Aug-05	70	0	0	70	0	70	70	0
Adolescent Mental Health Services Infrastructure Plan	Aug-05	50	50	0	0	0	0	50	0
Minor New Works									
		3,732	2,976	0	756	0	656	3,632	100
Community Health									
<i>Minor New Works</i>									
MNW - TCH - Bldg 7 Opioid Treatment Centre - Safety Measures	Sep-05	85	43	0	42	0	42	85	0
MNW - Belconnen & Phillip Health Centre - A/c improvements	Sep-05	100	47	0	53	53	53	100	0
		185	90	0	95	53	95	185	0
Calvary Public Hospital									
Restoration of Roof Decking - Hospital Wide	Jun-05	1,915	1,598	0	317	0	317	1,915	0
Mental Health Safety Features Upgrade	Jun-05	200	129	0	71	56	71	200	0
Minor New Works									
MNW - Campus Lighting Upgrade	Jun-05	120	6	0	114	88	114	120	0
Forward Design									
Refurbish ICU and CCU	Tba	350	48	0	302	22	22	70	280
Feasibility Studies									
Minor New Works									
Refurbishment of staff Cafeteria	May-05	240	219	0	21	0	21	240	0
		2,825	2,000	0	825	166	545	2,545	280
Total PYD&U		6,742	5,066	0	1,676	219	1,296	6,362	380
Total WIP & PYD&U		44,084	15,691	24,116	24,603	5,532	20,378	36,069	8,015
TOTAL FUNDING FOR 2005-06		59,269	15,691	34,746	33,533	10,232	26,423	42,114	17,155

**EMERGENCY SERVICES AUTHORITY 2005-06 CAPITAL WORKS PROGRAM
JUNE QUARTER REPORT**

Project	Proposed Completion Date	Revised Project Value \$'000	Prior Years	2005-06		Jun-06 \$'000	YTD Exp \$'000	Total Expenditure to Date \$'000	Outstanding Authorisation \$'000
			Expenditure \$'000	Approved Financing \$'000	Forecast Expenditure \$'000				
<u>NEW WORKS</u>									
<u>Emergency Services</u>									
<i>Feasibility</i>									
Belconnen Fire and Ambulance Station	Sep-06	54	0	60	54	1	54	54	0
		54	0	60	54	1	54	54	0
<u>Capital Upgrades</u>									
<i>Building Improvements</i>									
OH&S and Safety		155	0	200	155	117	155	155	0
		50	0	50	50	38	50	50	0
		205	0	250	205	155	205	205	0
Total New Works		259	0	310	259	156	259	259	0
<u>WORKS IN PROGRESS (WIP)</u>									
<u>Emergency Services</u>									
<i>Forward Design</i>									
Emergency Services Bureau Headquarters and Training Centre	Jun-07	900	0	900	300	130	152	152	748
Total WIP		900	0	900	300	130	152	152	748
<u>PRIOR YEARS DEFERRALS AND UNDERSPENDS</u>									
<u>Emergency Services</u>									
<i>Joint Emergency Services Training Centre</i>									
Joint Emergency Services Training Centre	Jun-06	512	458	54	54	54	54	512	0
<i>Minor New Works</i>									
MNW - Redundant Fuel Tank Removal Stage 1	Dec-06	115	1	0	114	46	46	47	68
MNW - Dickson Stage 2	Aug-05	75	73	0	2	-19	2	75	0
MNW - Security Upgrade Various Stations	Jun-05	50	46	0	4	0	4	50	0
NMW - Kambah Fire Station CFU Training Area	Oct-05	26	11	0	15	0	15	26	0
Total PYD&U		778	589	54	189	81	121	710	68
Total WIP & PYD&U		1,678	589	954	489	211	273	862	816
TOTAL FUNDING FOR 2005-06		1,937	589	1,264	748	367	532	1,121	816

**DEPARTMENT OF URBAN SERVICES 2005-06 CAPITAL WORKS PROGRAM
JUNE QUARTER REPORT**

Project	Proposed Completion Date	Original Project Value \$'000	Revised Project Value \$'000	Prior Years	2005-06		Jun-06 \$'000	YTD Exp \$'000	Total Financing to Date \$'000	Total Expenditure to Date \$'000	Outstanding Authorisation \$'000
				Expenditure \$'000	Approved Financing \$'000	Forecast Expenditure \$'000					
PRIOR YEARS DEFERRALS AND UNDERSPENDS											
Roads ACT											
Traffic Route Lighting	Feb-06	350	350	334	0	16	0	0	350	334	16
Neighbourhood Improvements	Aug-05	3,000	649	609	0	40	0	40	649	649	0
Community Paths - Rehabilitation	Sep-05	700	700	616	69	84	0	84	700	700	0
Armour cable replacement	Dec-05	250	250	201	49	49	0	49	250	250	0
Traffic Lights Upgrades	Feb-06	250	250	134	116	116	0	50	250	184	66
Road Safety Improvements	Oct-05	300	300	228	0	72	0	72	300	300	0
Residential Street improvements	Jul-05	500	500	446	0	54	0	54	500	500	0
Traffic Management at Schools	Aug-05	150	150	53	97	97	0	97	150	150	0
Lake Burley Griffin water quality enhancement	Feb-06	80	80	41	0	39	0	21	80	62	18
Kings Highway	Jul-05	50	50	0	50	50	0	50	50	50	0
		5,630	3,279	2,662	381	617	0	517	3,279	3,179	100
ACT NoWaste											
MNW Parkwood Road Recycling Estate Environmental Compliance	Sep-06	120	120	53	0	67	0	44	120	97	23
		120	120	53	0	67	0	44	120	97	23
Property											
MNW - Yarralumla Nursery - Zero run-off water recycling	Jun-06	220	238	63	100	175	18	175	238	238	0
		220	238	63	100	175	18	175	238	238	0
Libraries and Information Management											
Kippax Library	Sep-06	2,500	2,862	2,605	895	257	172	195	2,862	2,800	62
Belconnen Library Refurbishment - Stage 1	Jul-05	241	241	155	0	86	0	86	241	241	0
Civic Library Refurbishment	Jul-05	300	294	294	0	0	0	0	294	294	0
		3,041	3,397	3,054	895	343	172	281	3,397	3,335	62
Roads to Recovery Program											
On-Road Cycling Facilities (Woden Valley)	Jul-05	600	650	616	0	34	0	13	650	629	21
		600	650	616	0	34	0	13	650	629	21
Land Development Infrastructure											
Gungaharra Creek Stormwater Infrastructure Stage 1	Feb-06	1,000	800	561	410	239	0	239	800	800	0
Forde/Bonner Infrastructure (Design)	Oct-05	200	200	186	0	14	0	14	200	200	0
Flemington Road Retardation Basin	Dec-06	170	170	133	0	37	0	0	170	133	37
Lawson Infrastructure Stage 1 (Design)	Aug-05	220	220	203	0	17	0	0	220	203	17
		1,590	1,390	1,083	410	307	0	253	1,390	1,336	54
Traffic Congestion and Road Safety Improvement Program											
Horsepark Dr (Gundaroo Dr / Federal Highway) (physically completed)	Dec-06	7,000	11,570	10,054	0	1,516	1,318	1,494	11,570	11,548	22
		7,000	11,570	10,054	0	1,516	1,318	1,494	11,570	11,548	22
Public Transport											
Belconnen Town Centre Bus Interchange (Design)	Feb-06	60	60	34	0	26	0	7	60	41	19
Ellenborough St Bus Layby	Jul-05	150	150	130	0	20	0	20	150	150	0
		210	210	164	0	46	0	27	210	191	19
Total PYD&U		18,411	20,854	17,749	1,786	3,105	1,508	2,804	20,854	20,553	301
Total WIP & PYD&U		109,098	162,090	53,017	42,222	34,656	12,631	34,532	87,674	87,549	74,540
TOTAL FUNDING FOR 2005-06		140,798	179,045	53,115	60,922	46,863	17,750	45,899	100,779	99,014	80,030

DEPARTMENT OF EDUCATION AND TRAINING 2005-06 CAPITAL WORKS PROGRAM
JUNE QUARTER REPORT

Project	Proposed Completion Date	Revised Project Value \$'000	Prior Years Expenditure \$'000	2005-06		Jun-06 \$'000	YTD Exp \$'000	Total Expenditure to Date \$'000	Outstanding Authorisation \$'000
				Approved Financing \$'000	Forecast Expenditure \$'000				
NEW WORKS									
Education and Community									
New Preschool and Primary School East Gungahlin	Dec-06	1,400	0	1,400	0	0	0	0	1,400
		1,400	0	1,400	0	0	0	0	1,400
Capital Upgrades									
Older School Refurbishments		1,600	0	1,800	1,600	866	1,600	1,600	0
Older Preschool Refurbishments		1,300	0	1,300	1,300	609	1,300	1,300	0
Student Amenity and Infrastructure		1,500	0	1,200	1,500	1,000	1,500	1,500	0
Specialist Teaching Area Improvements		2,300	0	2,300	2,300	888	2,300	2,300	0
Building Services Improvements		1,500	0	1,500	1,491	967	1,491	1,491	9
Health and Safety Improvements		1,250	0	1,250	1,250	881	1,250	1,250	0
Support for Disabled Persons		1,300	0	1,300	1,300	373	1,300	1,300	0
Transportable Classrooms		100	0	400	100	98	100	100	0
		10,850	0	11,050	10,841	5,682	10,841	10,841	9
Total New Works		12,250	0	12,450	10,841	5,682	10,841	10,841	1,409
WORKS IN PROGRESS (WIP)									
Education and Community									
Melrose High School New Gymnasium	Feb-07	2,800	119	1,900	166	57	166	285	2,515
Older Schools Refurbishments	Jun-06	2,500	959	1,000	1,541	0	1,541	2,500	0
Other Facilities/Upgrades Telopea School Library	Nov-05	1,500	600	900	900	115	900	1,500	0
Safety Facilities Glazing, Roof Safety and Shortfall	Jun-06	1,000	365	300	635	72	635	1,000	0
Safety Facilities Access for the Disabled	Dec-05	900	735	150	165	0	165	900	0
Birragai Outdoor Educational Centre	Apr-06	2,100	678	1,500	1,422	0	1,422	2,100	0
Forward Design									
Gungahlin East Primary School and Pre School	Sep-06	500	19	500	430	175	430	449	51
Total WIP		11,300	3,475	6,250	5,259	419	5,259	8,734	2,566
PRIOR YEARS DEFERRALS AND UNDERSPENDS									
Education and Community									
Modifications and upgrade - Older schools refurbishment	May-06	2,800	2,567	0	233	26	233	2,800	0
Gungahlin Primary School	Mar-07	10,442	9,964	0	108	66	108	10,072	370
Gungahlin High School	Mar-07	21,705	21,388	0	204	76	204	21,592	113
New P10 School in West Belconnen (Stage 1)	Jun-07	1,780	0	0	178	69	178	178	1,602
Provision for Transportable Classrooms Gungahlin	Apr-06	781	683	0	98	83	98	781	0
Belconnen High School New Gymnasium	Feb-06	492	95	0	397	97	397	492	0
Minor New Works									
MNW - Older Pre School Refurbishments	Jan-06	450	296	0	154	5	154	450	0
Total PYD&U		38,450	34,993	0	1,372	422	1,372	36,365	2,085
Total WIP & PYD&U		49,750	38,468	6,250	6,631	841	6,631	45,099	4,651
TOTAL FUNDING FOR 2005-06		62,000	38,468	18,700	17,472	6,523	17,472	55,940	6,060

**DEPARTMENT OF ECONOMIC DEVELOPMENT 2005-06 CAPITAL WORKS PROGRAM
JUNE QUARTER REPORT**

Project	Proposed Completion Date	Revised Project Value \$'000	Prior Years	2005-06		Jun-06 \$'000	YTD Exp \$'000	Total Expenditure to Date \$'000	Outstanding Authorisation \$'000
			Expenditure \$'000	Approved Financing \$'000	Forecast Expenditure \$'000				
<u>NEW WORKS</u>									
<u>Departmental</u>									
Albert Hall Upgrade	Jun-06	40	0	40	40	0	6	6	34
		40	0	40	40	0	6	6	34
<u>Sport and Recreation ACT</u>									
Lyneham Sports Precinct - Stage 1	Jun-07	200	0	200	27	25	25	25	175
Phillip Oval Refurbishment	Jun-07	1,700	0	0	42	18	42	42	1,658
		1,900	0	200	69	43	67	67	1,833
<u>WORKS IN PROGRESS (WIP)</u>									
<u>Departmental</u>									
Convention & Exhibition Facilities	Jun-07	30,000	54	29,830	513	566	566	620	29,380
Manuka Oval - Boundary Fence/New Southern Entrance	Sep-06	715	474	310	221	12	224	698	17
Manuka Oval - Weather Protection/Handrail	Sep-06	1,065	696	310	329	0	328	1,024	41
		31,780	1,224	30,450	1,063	578	1,118	2,342	29,438
<u>PRIOR YEARS DEFERRALS AND UNDERSPENDS</u>									
<u>ACT Tourism</u>									
Permanent Site for Floriade	Jun-07	85	25	0	60	0	0	25	60
		85	25	0	60	0	0	25	60
TOTAL FUNDING FOR 2005-06		33,805	1,249	30,690	1,232	621	1,191	2,440	31,365

**DISABILITY, HOUSING AND COMMUNITY SERVICES 2005-06 CAPITAL WORKS PROGRAM
JUNE QUARTER REPORT**

Project	Proposed Completion Date	Revised Project Value \$'000	Prior Years	2005-06		Jun-06 \$'000	YTD Exp \$'000	Total Expenditure to Date \$'000	Outstanding Authorisation \$'000
			Expenditure \$'000	Approved Financing \$'000	Forecast Expenditure \$'000				
NEW WORKS									
Disability									
Establishment of a Single Therapy Service	Jun-06	1,500	0	1,500	1,500	310	1,500	1,500	0
Intensive Treatment and Support Facilities for People with Dual Disability	Jun-07	1,660	0	882	175	164	164	164	1,496
Homelessness Drop-in Centre	Sep-06	100	0	100	100	20	20	20	80
		3,260	0	2,482	1,775	494	1,684	1,684	1,576
ACT Housing									
Energy and Water Efficiency Initiatives	Jun-07	1,000	0	1,000	420	261	261	261	739
		1,000	0	1,000	420	261	261	261	739
Capital Upgrades									
Community Facilities		600	0	600	600	324	600	600	0
		600	0	600	600	324	600	600	0
Total New Works		4,860	0	4,082	2,795	1,079	2,545	2,545	2,315
WORKS IN PROGRESS									
Multicultural Centre	Feb-06	2,877	1,239	2,002	1,638	406	1,638	2,877	0
Child and Family Centres	Dec-06	6,000	280	5,400	2,720	3,050	3,055	3,335	2,665
Total WIP		8,877	1,519	7,402	4,358	3,456	4,693	6,212	2,665
PRIOR YEARS DEFERRALS AND UNDERSPENDS									
Departmental									
Construction of new Community Hall in Palmerston	Jun-06	1,000	63	805	937	925	937	1,000	0
Refurbishment of the Therapy ACT Holder Building	Jun-05	750	650	0	100	24	100	750	0
Intensive Care and Treatment Facility (Mr P)	Jun-05	250	142	0	108	100	108	250	0
MNW - Building Refurbishment & Upgrades	Jun-05	350	313	0	37	0	37	350	0
MNW - OH&S and access and equity upgrades	Jun-05	210	192	0	18	0	18	210	0
Education And Community									
Extra Community Space in New Griffin Centre	Oct-05	3,833	1,025	1,212	1,958	96	1,971	2,996	837
Total PYD&U		6,393	2,385	2,017	3,158	1,145	3,171	5,556	837
TOTAL FUNDING FOR 2005-06		20,130	3,904	13,501	10,311	5,680	10,409	14,313	5,817

**CHIEF MINISTER'S DEPARTMENT 2005-06 CAPITAL WORKS PROGRAM
JUNE QUARTER REPORT**

Project	Proposed Completion Date	Revised Project Value \$'000	Prior Years	2005-06		Jun-06 \$'000	YTD Exp \$'000	Total Expenditure to Date \$'000	Outstanding Authorisation \$'000
			Expenditure \$'000	Approved Financing \$'000	Forecast Expenditure \$'000				
NEW WORKS									
Departmental									
ACT Veteran's Memorial	Aug-06	250	0	250	158	28	153	153	97
Bushfire Memorial	Jan-06	220	0	220	220	54	220	220	0
Stromlo Forest Park Feasibility	Jan-07	6,000	0	1,700	3,500	2,901	5,177	5,177	823
ACT Government Office Building	Dec-06	250	0	250	50	0	0	0	250
		6,720	0	2,420	3,928	2,983	5,550	5,550	1,170
Environment									
Groundwater Bores	Oct-06	160	0	160	112	129	130	130	30
		160	0	160	112	129	130	130	30
Arts									
Public Art Tender Ready/Forward Design	Jun-07	1,000	0	500	14	1	1	1	999
Belconnen Arts Centre (Incl. Lake Ginninderra Foreshore)	Feb-07	500	0	500	0	0	0	0	500
City West Performing Arts Facility and Choreographic Centre	Jun-07	150	0	150	67	4	52	52	98
		1,650	0	1,150	81	5	53	53	1,597
Capital Upgrades									
Environment and Arts		724	0	750	724	713	724	724	0
Cultural Facilities Corporation		797	0	800	797	390	797	797	0
		1,521	0	1,550	1,521	1,103	1,521	1,521	0
Total New Works		10,051	0	5,280	5,642	4,220	7,254	7,254	2,797
WORKS IN PROGRESS (WIP)									
Departmental									
ACT Dragway	Dec-07	8,000	12	7,993	200	0	0	12	7,988
		8,000	12	7,993	200	0	0	12	7,988
Environment ACT									
Restoring and enhancing Tidbinbilla Nature reserve - Non Urban Study - Stage 2	Dec-06	2,000	205	1,100	795	157	812	1,017	983
Tree Top Walk - Stage 1	Jun-06	150	5	135	145	145	145	150	0
Minor New Works Heritage Signage	Dec-06	350	36	300	114	24	92	128	222
		2,500	246	1,535	1,054	326	1,049	1,295	1,205
Arts									
Glassworks Final Stage (Kingston Powerhouse) Site Selection and Forward Design	Dec-06	7,075	463	6,805	2,358	1,572	1,986	2,449	4,626
Belconnen Arts Centre	Feb-07	200	39	165	161	43	69	108	92
		7,275	502	6,970	2,519	1,615	2,055	2,557	4,718
Cultural Facilities Corporation									
Civic Library and Link Project - to completion	Oct-06	15,407	3,327	10,757	10,586	4,372	7,252	10,579	4,828
		15,407	3,327	10,757	10,586	4,372	7,252	10,579	4,828
Total WIP		33,182	4,087	27,255	14,359	6,313	10,356	14,443	18,739
PRIOR YEARS DEFERRALS AND UNDERSPENDS									
Chief Ministers									
Work-Based Child Care Centres	Jun-06	54	54	0	0	0	0	54	0
ACT Veteran's Memorial	Jun-06	50	1	0	49	0	49	50	0
ATSI Cultural Centre	Dec-06	2,025	564	0	1,461	184	289	853	1,172
		2,129	619	0	1,510	184	338	957	1,172
Environment ACT									
Building Energy Efficiency Upgrade Program - Stage 1	Jun-06	112	0	0	112	0	112	112	0
Murrumbidgee River Natural and Heritage Trail from Angle Crossing in the south to Uriarra in the North	Jul-05	250	226	0	24	0	24	250	0
Bushfire Recovery - Establish and Enhance Walking Tracks	Jul-05	250	247	0	3	0	3	250	0
Minor New Works									
MNW - Exotic Weed Control	Jul-05	250	235	0	15	0	15	250	0
MNW - Sustainable Catchment	Jul-05	150	148	0	2	0	2	150	0
Minor New Works	Jul-05	493	467	0	26	0	26	493	0
MNW - Gudgenby Conservation Works and Visitor Infrastructure	Jun-06	73	73	0	0	0	0	73	0
		1,578	1,396	0	182	0	182	1,578	0
Arts ACT									
Manuka Arts Centre Refurbishment Stage 2	Jul-05	238	230	0	8	0	8	238	0
Minor New Works									
MNW - Public Art Program	Sep-06	250	10	0	240	0	67	77	173
Public Art - Acton Peninsula	Jun-05	5	5	0	0	0	0	5	0
Private Sector Partnerships - Incentives	Jun-06	20	20	0	0	0	0	20	0
		513	265	0	248	0	75	340	173
Total PYD&U and WIP		37,402	6,367	27,255	16,299	6,497	10,951	17,318	20,084
TOTAL FUNDING FOR 2005-06		47,453	6,367	32,535	21,941	10,717	18,205	24,572	22,881

**CANBERRA INSTITUTE OF TECHNOLOGY 2005-06 CAPITAL WORKS PROGRAM
JUNE QUARTER REPORT**

Project	Proposed Completion Date	Revised Project Value \$'000	2005-06			Jun-06 \$'000	YTD Exp \$'000	Total Expenditure to Date \$'000	Outstanding Authorisation \$'000
			Financing \$'000	Approved Financing \$'000	Forecast Expenditure \$'000				
NEW WORKS									
Construct stormwater/irrigation holding ponds, Bruce Campus	Mar-06	200	0	200	200	63	200	200	0
Upgrade landscaping to perimeter of Campus, Reid.	Mar-06	150	0	150	150	95	150	150	0
Extend covered walkways, Fyshwick	Apr-06	80	0	80	80	46	80	80	0
Refurbish A2, Bruce	Feb-06	200	0	200	200	0	200	200	0
Install Photovoltaic Array, Bruce	Dec-05	150	0	150	150	0	150	150	0
Replace ceilings, A Block, Reid Campus	Mar-06	250	0	250	250	36	250	250	0
Replace carpet in B, D & E Blocks, Reid	Jan-06	220	0	220	220	19	220	220	0
Interconnect electricity sub-stations, Bruce Campus	May-06	150	0	150	150	38	150	150	0
Install emergency power supply for essential services, Reid	Apr-06	250	0	250	250	25	250	250	0
Reticulate hot water from co-generation plant, Bruce Campus	Feb-06	150	0	150	150	25	150	150	0
Install sun control louvres to Blocks F & G, Bruce Campus	Jun-06	200	0	200	200	160	200	200	0
<i>Capital Upgrades</i>		2,000	0	2,000	2,000	507	2,000	2,000	0
TOTAL FUNDING FOR 2005-06		2,000	0	2,000	2,000	507	2,000	2,000	0

**ACTPLA 2005-06 CAPITAL WORKS PROGRAM
JUNE QUARTER REPORT**

Project	Proposed Completion Date	Revised Project Value \$'000	Prior Years	2005-06		Jun-06 \$'000	YTD Exp \$'000	Total Expenditure to Date \$'000	Outstanding Authorisation \$'000
			Expenditure \$'000	Approved Financing \$'000	Forecast Expenditure \$'000				
NEW WORKS									
Land Release									
Forward Design									
Crace Infrastructure	Jun-06	182	0	200	182	182	182	182	0
Harrison Primary School Access Road	Jun-06	100	0	100	100	1	100	100	-0
Feasibility									
Western Broadacre Major Infrastructure	Jun-06	300	0	300	300	300	300	300	0
		582	0	600	582	483	582	582	-0
Canberra Central									
City West Infrastructure Stage 1- Childers Street Precinct	Dec-06	6,000	0	6,000	2,000	1,892	2,076	2,076	3,924
Replacement and New Signage for City	Jun-06	723	0	700	723	693	723	723	-0
Feasibility									
City Hill, Constitution and Edinburgh Avenues and Lake Burley Griffin Connections	Jun-06	500	0	500	500	207	500	500	0
		7,223	0	7,200	3,223	2,791	3,300	3,300	3,923
Trunk Infrastructure Development - Augmentation									
Gunaroo Drive Water Main	Oct-06	1,800	0	1,500	1,500	1,408	1,509	1,509	291
		1,800	0	1,500	1,500	1,408	1,509	1,509	291
Sustainable Transport									
Cycle Paths	Jun-06	502	0	500	502	500	502	502	-0
Real Time Information	Dec-06	451	0	3,224	594	207	451	451	0
		953	0	3,724	1,096	707	953	953	-0
Capital Upgrades									
		275	0	300	275	272	275	275	-0
Total New Works		10,833	0	13,324	6,676	5,661	6,619	6,619	4,214
WORKS IN PROGRESS (WIP)									
Land Release									
Forward Design									
Belconnen Town Centre Infrastructure - Stage 1. Cohen Street Extension. Lathlain	Apr-07	3,000	118	2,900	0	0	0	118	2,882
Bonner Water Quality Control Pond No 1	Dec-06	3,000	518	2,500	2,482	1,251	2,082	2,600	400
East O'Malley Infrastructure	Sep-05	1,892	1,824	100	68	57	68	1,892	-0
		7,892	2,461	5,500	2,549	1,308	2,150	4,611	3,281
Trunk Infrastructure Development - Augmentation									
North Watson Access Road and Stormwater Infrastructure	Sep-05	2,012	1,840	200	172	12	173	2,012	-0
		2,012	1,840	200	172	12	173	2,012	-0
Road Transport									
Forward Design									
Sustainable Transport Initiative - Stage 1	Jun-07	4,980	1,417	4,500	2,063	1,184	2,062	3,480	1,500
		4,980	1,417	4,500	2,063	1,184	2,062	3,480	1,500
Total WIP		14,884	5,718	10,200	4,784	2,504	4,385	10,103	4,781
PRIOR YEARS DEFERRALS AND UNDERSPENDS									
Land Release									
Forward Design									
Horse Park Drive/Forde Access Road Intersections	Jun-06	1,200	257	950	943	493	943	1,200	0
Minor Works									
Wells Station Drive Horse Park Drive to Woden Town Centre Car Parking Structure	May-05	195	195	0	0	0	0	195	0
Wells Station Drive Hoskins Street to	Jun-05	168	168	0	-0	0	0	168	-0
Minor Works	May-05	105	105	0	-0	0	0	105	-0
	Jun-05	297	297	0	0	0	0	297	0
		1,965	1,022	950	943	493	943	1,965	-0
Public Realm									
Forward Design									
City West Infrastructure Stage 1 - Childers Street Upgrade	Sep-06	600	574	0	26	0	0	574	26
		600	574	0	26	0	0	574	26
Trunk Infrastructure Development - Augmentation									
Whitehaven	Jun-05	280	280	0	0	0	0	280	0
Financial and Economic Business Case									
Dickson and Lyneham Wetlands	Jun-05	91	91	0	0	0	0	91	0
		371	371	0	0	0	0	371	0
Road Transport									
Gungahlin to Civic Corridor - Stage 1: High Occupancy Vehicles (HOV) Priority Measures	Jan-06	961	210	750	751	51	750	961	0
Financial and Economic Business Case									
Gungahlin to Civic Bus Way Stage 2	Sep-05	80	53	0	27	0	27	80	-0
		1,041	263	750	778	51	778	1,041	0
Total PYD&U		3,977	2,231	1,700	1,746	543	1,720	3,951	26
TOTAL FUNDING FOR 2005-06		29,694	7,949	25,224	13,206	8,709	12,724	20,673	9,021

DEPARTMENT OF TREASURY 2005-06 CAPITAL WORKS PROGRAM
JUNE QUARTER REPORT

Project	Proposed Completion Date	Revised Project Value \$'000	Prior Years	2005-06		Jun-06 \$'000	YTD Exp \$'000	Total Expenditure to Date \$'000	Outstanding Authorisation \$'000
			Expenditure \$'000	Approved Financing \$'000	Forecast Expenditure \$'000				
NEW WORKS									
InTACT									
Data Centre Refurbishment	Jun-07	2,975	0	1,782	250	75	334	334	2,641
Extension of Private Data Network to Hume	Dec-06	1,530	0	1,530	30	6	30	30	1,500
		4,505	0	3,312	280	81	364	364	4,141
Capital Upgrades									
Power to Northern area		300	0	300	300	0	300	300	0
Upgrade of northern carpark		100	0	100	100	0	100	100	0
Stable Upgrade		50	0	50	50	0	50	50	0
Exhibition Park in Canberra		450	0	450	450	0	450	450	0
		450	0	450	450	0	450	450	0
Total New Works		4,955	0	3,762	730	81	814	814	4,141
WORKS IN PROGRESS (WIP)									
Treasury									
Sustainable Infrastructure		2,315	0	2,500	1,915	0	0	0	2,315
Total WIP		2,315	0	2,500	1,915	0	0	0	2,315
PRIOR YEARS DEFERRALS AND UNDERSPENDS									
Land Development Agency									
Fyshwick Collie St Stormwater Augmentation	Jun-03	570	559	0	11	0	11	570	0
		570	559	0	11	0	11	570	0
Total PYD&U		570	559	0	11	0	11	570	0
TOTAL FUNDING FOR 2005-06		7,840	559	6,262	2,656	81	825	1,384	6,456

ATTACHMENT B

Alterations to the 2005-06 Program

Alterations to the 2005-06 Program

Business Unit	Description of Alteration	Financial Impact \$'000
DEPARTMENT OF URBAN SERVICES		
- Increased Authorisation		
Public Transport	Woden Master Plan - Relocation of Bus Interchange	5
Property	MNW - Yarralumla Nursery - Zero run-off water recycling	18
Capital Upgrades	Departmental	38
Traffic Congestion and Road Safety Improvement Program	Horsepark Dr (Gundaroo Dr / Federal Highway)	1,340
Traffic Congestion and Road Safety Improvement Program	Gungahlin Drive Extension (including Caswell Drive and Glenloch Interchange Upgrade)	7,200
- Project Savings		
Roads to Recovery	Boboyan Road	(2,000)
Roads to Recovery	Sutton Road Upgrade Stage 2	(200)
Roads ACT	Pialligo Avenue upgrade (Morshead Drive to the Airport)	(4,500)
Roads ACT	Majura Parkway Forward Design	(820)
Capital Upgrades	Departmental	(38)
Libraries and Information Mgt	Kippax Library	(638)
Land Development Infrastructure	Amaroo Infrastructure Stage 3	(23)
Land Development Infrastructure	Gungahlin Creek Stormwater Infrastructure Stage 1	(200)
Canberra Urban Parks and Places	Phillip Oval Refurbishment	(1,700)
	Variation	(1,518)
DEPARTMENT OF DISABILITY, HOUSING AND COMMUNITY SERVICES		
- Increased Authorisation		
Community Services	Extra Community Space in New Griffin Centre	260
Housing ACT	Social Housing Services	175
- Project Savings		
Community Services	Multicultural Centre	(260)
Community Services	Disability, Housing and Community Services	(175)
	Variation	0
OFFICE OF CHILDREN, YOUTH AND FAMILY SUPPORT		
- Increased Authorisation		
Children's, Youth and Family Services	Civic Youth Centre	55
- Project Savings		
Children's, Youth and Family Services	11 Moore Street Fitout (new)	(55)
	Variation	0
CHIEF MINISTER'S DEPARTMENT		
- New Authorisation		
Environment and Arts	Weed control (GPO)	250
- Project Savings		
Environment and Arts	Weed control (Capital Injection)	(250)
	Variation	0
EDUCATION AND TRAINING		
- New Authorisation		
Education	New P10 School in West Belconnen (Stage 1)	1,780
Capital Upgrades	Departmental	300
- Project Savings		
Education	Gungahlin High School	(1,780)
Capital Upgrades	Departmental	(300)
	Variation	0
ACT HEALTH		
- New Authorisation		
Capital Upgrades	Departmental	460
Building 10 Lifts and Dumb Waiter	Departmental	80
- Project Savings		
Capital Upgrades	Departmental	(460)
Orthopaedic Theatre Refurbishment	Departmental	(80)
	Variation	0

Alterations to the 2005-06 Program

Business Unit	Description of Alteration	Financial Impact \$'000
ECONOMIC DEVELOPMENT		
- New Authorisation		
Sport and Recreation	Phillip Oval Refurbishment	1,700
- Project Savings		
Business ACT	Convention & Exhibition Facilities - Capital	(913)
	Variation	787
JUSTICE AND COMMUNITY SAFETY		
- New Authorisation		
Capital Upgrades	Territorial	488
- Project Savings		
Capital Upgrades	Departmental	(488)
	Variation	0
ACT Planning and Land Authority		
- New Authorisation		
Canberra Central	Replacement and New Signage for City	23
Sustainable Transport	Cycle Paths	2
Trunk Infrastructure Development - Augmentation	North Watson Access Road and Stormwater Infrastructure	12
Road Transport	Gungahlin/Civic Corridor - Stage 1: HOV Priority Measures	61
- Project Savings		
Land Release	East O'Malley Infrastructure	(8)
Land Release	Crace Infrastructure	(18)
Forward Design	Wells Station Drive Horse Park Drive to Flemington Rd	(5)
Forward Design	Woden Town Centre Car Parking Structure	(32)
Forward Design	Wells Station Drive Hoskins Street to Flemington Road	(3)
Minor Works	Minor Works	(3)
Trunk Infrastructure Development - Augmentation	Whitehaven	(20)
Financial and Economic Business Case	Dickson and Lyneham Wetlands	(9)
	Variation	0
Legislative Assembly		
- New Authorisation		
Minor New Works	Redesign Public Entrance	112
Minor New Works	Additional security Measures	105
- Project Savings		
Minor New Works	MNW	(68)
Capital Upgrades	Building Improvements	(100)
Capital Upgrades	OH&S and Safety	(49)
	Variation	0
	Total Variation	(731)

ATTACHMENT C

2005-06 Forecast Underspends

2005-06 FORECAST UNDERSPENDS

Agency	Forecast Underspend \$'000
Department of Justice and Community Safety	
Correctional Facility	37,137
Belconnen Police Centre	119
MNW - Courtroom Equipment Replacement	147
Capital Upgrades	54
Accommodation Relocation and Rationalisation	2,657
Total	40,114
ACT Planning and Land Authority	
City West Infrastructure Stage 1– Childers Street Precinct	4,000
Real Time Information	2,630
Belconnen Town Centre Infrastructure - Stage 1. Cohen Street Extension. Lathlain Street to Benjamin Way	2,882
Capital Upgrades	25
Wells Station Drive Hoskins Street to Flemington Road	92
Sustainable Transport Initiative - Stage 1	2,520
Total	12,149
Department of Economic Development	
Convention & Exhibition Facilities	28,520
Lyneham Sports Precinct - Stage 1	173
Phillip Oval Refurbishment	1,658
Manuka Oval - Boundary Fence/New Southern Entrance	20
Manuka Oval - Weather Protection	40
Total	30,411
Department of Urban Services	
Replacement of Aged Equipment in Capital Linen Service	800
International Arboretum	3,699
Gungahlin Drive Extension	7,030
Mugga Waste Cell Stage 3	750
Callam Offices Upgrade	1,000
Pialligo Avenue upgrade (Morshead Drive to the Airport)	200
North Building	1
Neighbourhood Improvements	1
Roads and Bridges	30
Sustainable Transport	3
Sport and Recreation Facilities	12
Amaroo Infrastructure Stage 3	12
Civic Library Refurbishment	6
Majura Parkway Forward Design	150
Total	13,694
Chief Ministers Department	
ACT Veteran's Memorial	92
Stromlo Forest Park (relates to an increase in authorisation. Not a saving.)	-1,800
ACT Government Office Building	200
Groundwater Bores	48
Public Art	486
Belconnen Arts Centre (Incl. Lake Ginninderra Foreshore)	500
City West Performing Arts Facility and Choreographic Centre	83
ACT Dragway	7,788
Restoring and enhancing Tidbinbilla Nature reserve - Non Urban Study - Stage 2	1,000
Heritage Signage	200
Capital Upgrades	29
Manuka Arts Centre Refurbishment Stage 2	12
Work-Based Child Care Centres	46
Building Energy Efficiency Upgrade Program - Stage 1	38
MNW - Gudgenby Conservation Works and Visitor Infrastructure	7
Private Sector Partnerships - Incentives	20
Public Art - Acton Peninsula	45
Glassworks Final Stage (Kingston Powerhouse)	4,254
Civic Library and Link Project - to completion	1,494
Total	14,542
Disability Housing and Community Services	
Intensive Treatment and Support Facilities for People with Dual Disabilities	707
Energy and Water Efficiency Initiatives	580
Child and Family Centres	2,920
Multicultural Centre	103
Extra Community Space in New Griffin Centre	70
Total	4,380

2005-06 FORECAST UNDERSPENDS

Department of Education and Training		
New Preschool and Primary School East Gungahlin	1,400	
Melrose High School New Gymnasium	2,515	
New P10 School in West Belconnen (Stage 1)	1,602	
Older School Refurbishments	200	
Building Services Improvements	9	
Gungahlin East Primary School and Pre School	51	
Provision for Transportable Classrooms Gungahlin	19	
Belconnen High School New Gymnasium	8	
Gungahlin Primary School	370	
Gungahlin High School	113	
Total	6,287	
ACT Health		
Refurbish Roof of Old Analytical Lab Building - Holder	300	
Karralika Development Options	300	
Medical Records Relocation TCH	500	
Fire Systems Upgrade (Phase 1) TCH	600	
Orthopaedic Theatre Refurbishment	10	
Office Fitout	805	
Imaging Department Reception and work area refurbishment	140	
Adolescent Mental Health Services Infrastructure Plan	10	
Sub/Non-Acute Inpatient Services Phase 2	1270	
Plant & Building Upgrade	200	
Total	4,135	
Office of Children, Youth and Family Support		
Replacement of Quamby Youth Detention Centre	2,847	
Weston Creek Child Care Centre	266	
11 Moore Street Fitout (new)	70	
Quamby Upgrade	450	
Total	3,633	
Department of Treasury		
Data Centre Refurbishment	1,532	
Sustainable Infrastructure	2,085	
Extension of Private Data Network to Hume	1,500	
Total	5,117	
Emergency Services Authority		
Belconnen Fire and Ambulance Station	6	
Emergency Services Bureau Headquarters and Training Centre	600	
NMW - Kambah Fire Station CFU Training Area	4	
Total	610	
	Forecast Underspend	135,072
Add: Convention & Exhibition Facilities transfer to GPO		913
DTMS transfer from non-capital funding		-182
	Total Forecast Underspend	135,803